




Community School for Creative Education



Presentation Overview

- Come and Visit: A 3-Minute Video
 - Who We Are
 - Growth Over The Years
 - Rationale for Renewal Approval
 - Conclusion
- 


Come and Visit:
3-Minute Welcome Video





Who We Are + Our Mission + Our Approach

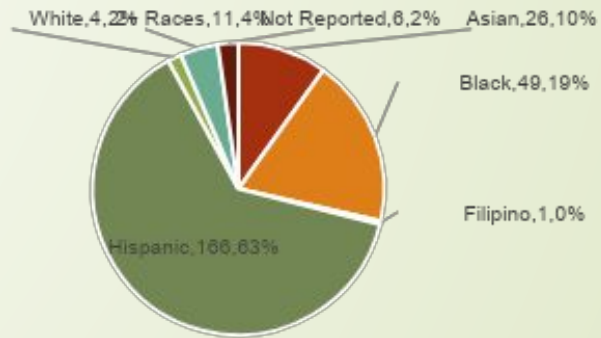
- A multi-lingual multi-cultural school
- Learning is development through head heart and hand
 - whole to part and back to whole
 - whatever the age, you learn first with your heart and hand; then with your head
- Whole child, whole classroom; whole school; whole community
- The mission is to harness Waldorf education to advance equity



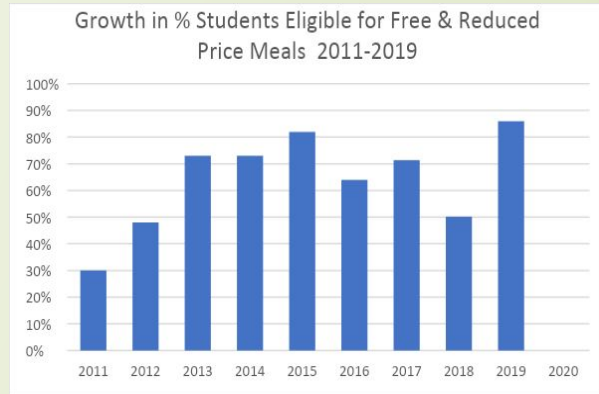
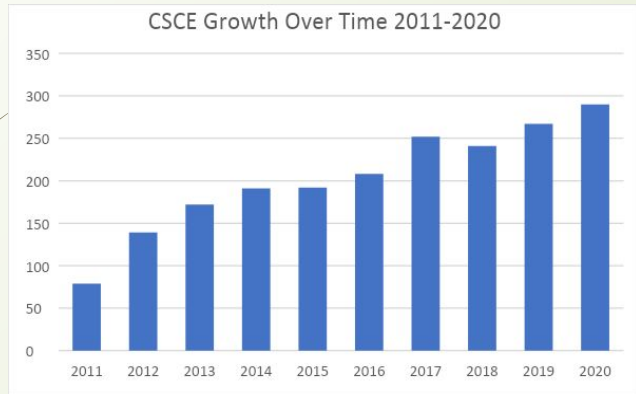
Our History + Our Team

- Born from deep work with Faith In Action East Bay and community organizing
- Our faculty and staff
- Our families & community affiliates (local, regional national global)
- Our students

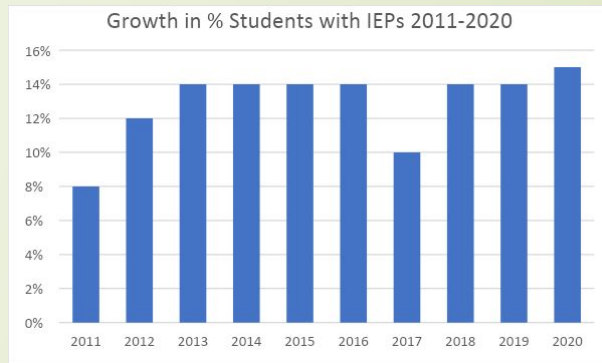
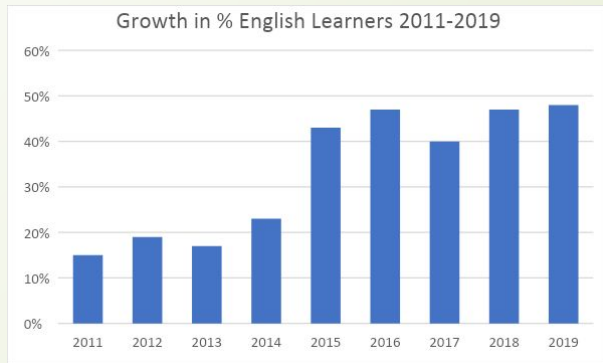
Our Student Demographics 2020




Our Growth



Our Growth: Continued...





Rationale for Renewal Approval

- Evidence of Meeting Charter Renewal Standards Pursuant to Education Code Section 47607.2(b)
- The California Department of Education has determined that CSCE meets the “middle performing” performance tier and is subsequently eligible for charter renewal
- Specifically, Education Code Section 47607.2(b) states:
 - (1) For all charter schools [in the middle tier], the chartering authority shall consider the schoolwide performance and performance of all subgroups of pupils served by the charter school on the state indicators included in the [Dashboard] and the performance of the charter school on the local indicators included in the [Dashboard].
 - (2) The chartering authority shall provide greater weight to performance on measurements of academic performance in determining whether to grant a charter renewal.

Community School for Creative Education Dashboard Academic State Indicators 2018 & 2019

Indicator	2018				2019		
	CSCE	OUSD	State		CSCE	OUSD	State
English Language Arts	Yellow	Orange	Orange		Yellow	Orange	Green
Mathematics	Orange	Orange	Orange		Yellow	Orange	Orange
Chronic Absenteeism	Red	Orange	Yellow		Red	Red	Orange
Suspension Rate	Orange	Orange	Yellow		Red	Green	Yellow



Measurable Increases in Academic Achievement

- The law also requires middle track charter schools to provide data showing measurable increases in academic achievement, i.e. In addition to the state and local indicators, the chartering authority shall consider clear and convincing evidence showing either of the following:
 - (A) The school achieved measurable increases in academic achievement, as defined by at least one year's progress for each year in school.
 - (B) Strong postsecondary outcomes, as defined by college enrollment, persistence, and completion rates equal to similar peers.
- (4) Subparagraphs (A) and (B) of paragraph (3) shall be demonstrated by verified data, i.e. "data derived from nationally recognized, valid, peer-reviewed, and reliable sources that are externally produced." (Education Code Section 47607.2(c)(1).)

Community School for Creative Education CAASPP Results: Average DFS over 3 years - ELA

English Language Arts	2016-17		2017-18		2018-19	
	CSCE	OUSD	CSCE	OUSD	CSCE	OUSD
All Students	98.1	50.9	50	49.1	41.9	46.9
Socioeconomically disadvantaged	96.4	73.2	64.8	71.3	42.2	70.7
English Learners	101.9	73.1	70.9	79.7	54.8	78.8
Hispanic	104.6	69.9	61.2	70.9	58.3	69.3

Community School for Creative Education CAASPP Results: Average DFS over 3 years - Mathematics

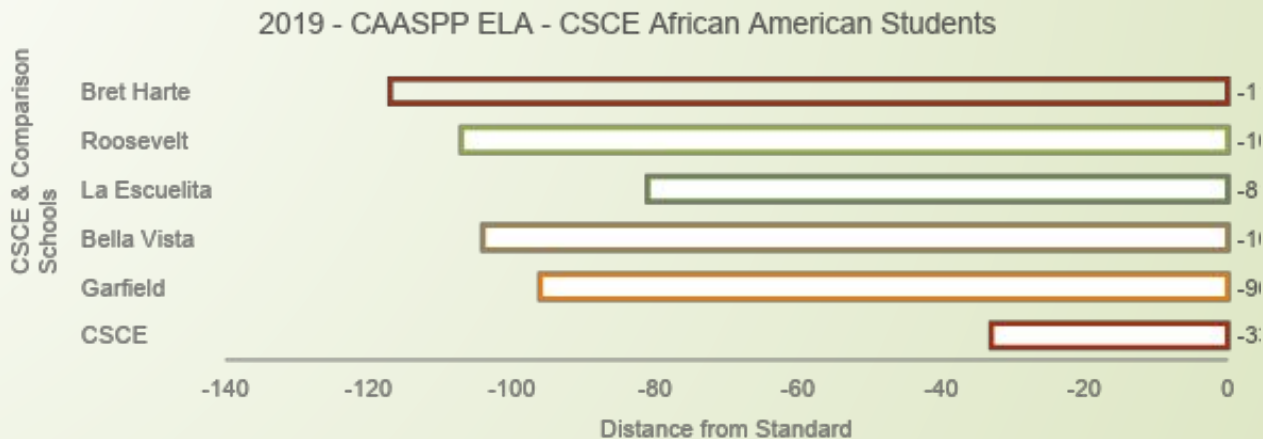
Mathematics	2016-17		2017-18		2018-19	
	CSCE	OUSD	CSCE	OUSD	CSCE	OUSD
All Students	70.1	66.1	73.5	71.4	63.6	70.9
Socioeconomically disadvantaged	69.9	88.1	83.3	93.4	65.9	95.2
English Learners	81.5	80.7	84.9	92	71.1	93.6
Hispanic	86.8	87.1	87.1	94.5	82	96.2

Community School for Creative Education English Learner Progress

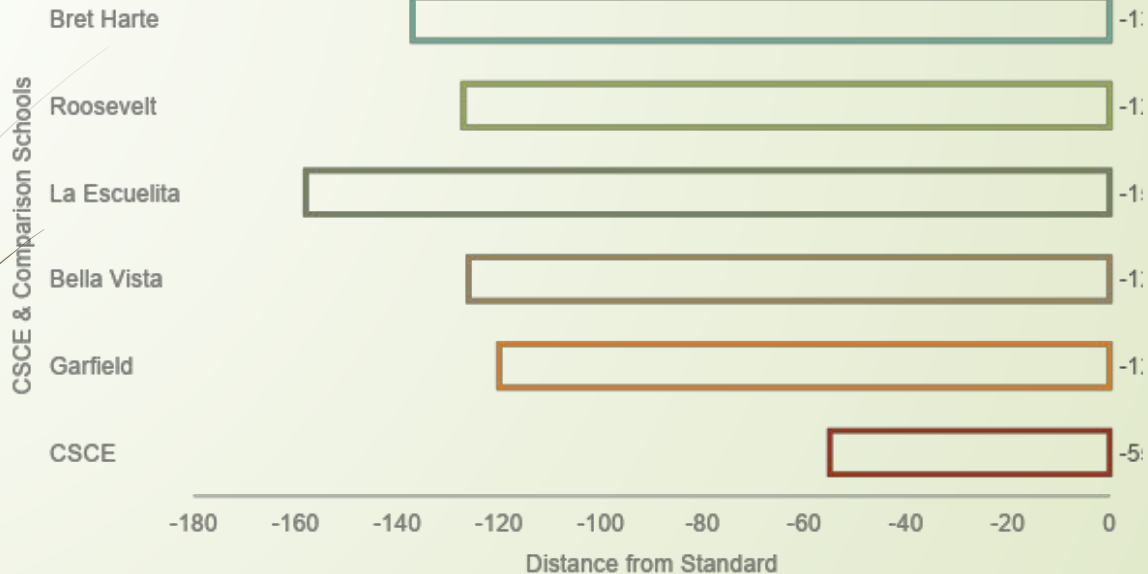
English Learner Progress	2016-17	2017-18	2018-19
CSCE	81.7%	62.3%	63.8%
Oakland Unified	67.3%	51.2%	45.8%
CA	NA	65.3%	48.3%

LTELS 6+ Years	2016-17	2017-18	2018-19
CSCE	18%	21%	6.3%
Alameda County	9%	12.1%	7.7%
CA	7%	14.7%	8.9%

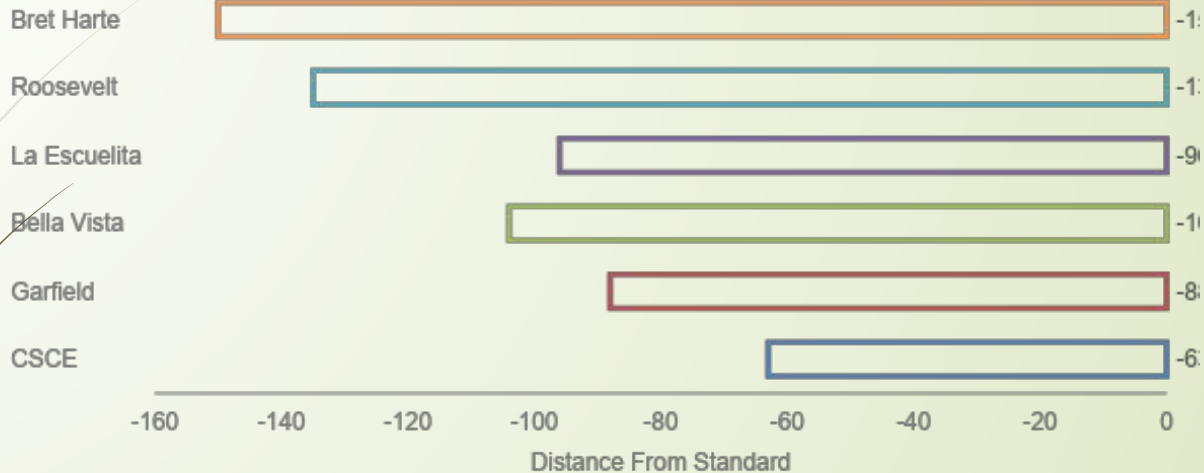
District and Schools Our Students Would Otherwise Attend & Demographically Similar Groups



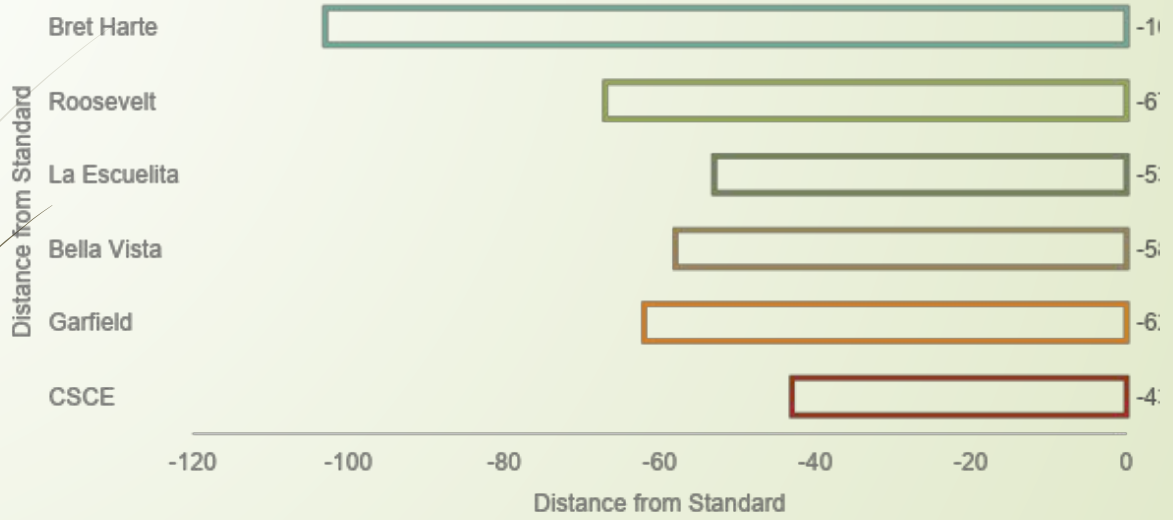
2019 CAASPP ELA - CSCE Students with Disabilities



2019 CAASPP ELA - CSCE English Learners




2019 CAASPP ELA CSCE Socioeconomically Disadvantaged



Additional CAASP Distance from Standard (DFS) Comparisons 2019

	CSCE	Garfield	Bella Vista	La Escuelita	Roosevelt	Bret Harte
English Language Arts 2019						
All	-41	-60	-55	-50	-65	-88
Hispanics	-58	-70	-62	-58	-79	-105
Math DFS 2019						
All	-64	-56	-21	-67	-80	-120
Hispanics	-82	-65	-47	-82	-110	-137
African Americans	-55	-101	-158	-125	-138	-158
English Learners Only	-78	-67	-47	-92	-145	-173
Students with Disabilities	-67	-132	-94	-194	-167	-173
Socio Economically Disadvantaged	-66	-58	-24	-69	-83	-137



English Learner Progress

2019 CAASPP 2019 English Learner Progress Indicator						
	CSCE	Garfield	Bella Vista	La Escuelita	Roosevelt	Bret Harte
% Rate to proficiency	64%	58%	-38%	61%	46%	29%



Renewal of CSCE is in the best interest of students

- Students are making strong progress toward standards, especially students that CSCE is able to educate for 2+ years.
- If the school were to close, the neighborhood schools that students would attend by default are schools with lower performance, schoolwide and for student groups.



Conclusion

- As clearly demonstrated by the evidence, CSCE meets this renewal criterion, and should be granted a renewal term of 5 years.
- Students are making strong progress toward standards, schoolwide and by subgroups.
- If the school were to close, students would attend schools with lower performance schoolwide and for subgroups.
- We are constantly refining and strengthening our Waldorf, standards-aligned, equity-focused strategies.



Thank You

For your consideration of our request for charter renewal