

STONE RIDGE

Multi-size rectangular shapes. Slightly textured riven surface. Slightly chamfered edge. Can be combined with Stone Ridge XL Pavers.



paver-shield™ pavers


paver-shield™ has a tight, smooth surface texture and will not expose heavy aggregate as it wears. Ultra-dense surface has more color and more protection. Nicolock has color from top to bottom throughout the paver ensuring a lifetime of beauty. Iron oxide pigments are **guaranteed not to fade!**



Stone Ridge | Color: South Bay Blend



STONE RIDGE



	WIDTH	LENGTH	THICKNESS	PCS / SF	SF / PALLET	PCS / PALLET	LBS / PALLET
A	4½"	9"	2¾"	3.8	110	130	2,950
B	9"	9"	2¾"	1.9		60	
C	9"	13½"	2¾"	1.3		50	

TOP SELLERS:



Chesapeake Blend* Granite City Blend Graphite Pearl Blend* Oceanic Blue* Pennsylvania Blue** South Bay Blend* Travertina* Westchester Blend



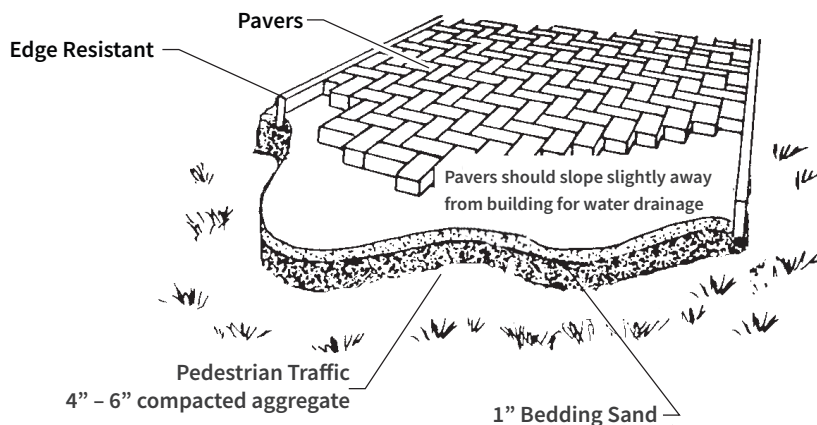
Adobe Blend Autumn Blend* Cappuccino Blend* Caramel Tan* Crab Orchard Blend* Golden Brown Blend Lilac Blend Marble Blend* Mocha Blend Oceanic 5* (Made in New York additional freight rates may apply) Oyster Blend* Peconic 6* (Made in New York additional freight rates may apply)

*Premium Color
**Deluxe Color

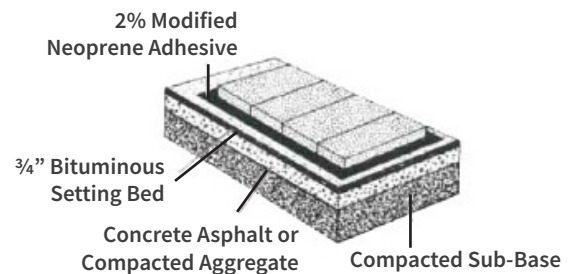
INSTALLATION GUIDELINES: SAND

After excavation, compact the sub grade and install a woven separation fabric if needed. Spread and compact a base of clean, dense graded aggregate (road base). Typical compacted base thickness is 4-6" for pedestrian applications. Pavers are set on a loosely screened 1" bed of graded, clean concrete sand. Maintain a joint size of 1/16" – 3/16". When pavers are set, compact paving stones into sand with mechanical plate vibrator. Joint sand may be spread over paving stones during compaction. Installed pavers should be set 1/8" to 1/4" above final elevations to compensate for any potential settlement. Spread clean dry sand over surface and broom sweep to fill joints. Run vibrator one final time after filling joints.

CROSS-SECTION OF TYPICAL INSTALLATION



NICOLOCK PAVING STONE 1"-3 1/8" THICK



NOTE: All measurements are nominal. Variance in square footage or linear footage coverage can be up to 5% depending on joint width. The possible occurrence of efflorescence does not affect the structural integrity of the product. Efflorescence is a normal occurrence in concrete products and will dissipate with normal weathering. The use of concrete as a base or setting bed may increase the possibility of efflorescence.

CAUTION: Always use a plate compactor with a pad when installing any textured paving stone.

