

LiftPRO[®]

5959 Seville Road
Duluth, MN 55811
218 729-9211
FAX: 218 729-7630
800 950-3183

2554 Como Avenue
St. Paul, MN 55108
651 644-6901
FAX: 651 644-3305
800 568-WIRE

www.liftpro.com



International, Inc.

"Lifting Products For The Professional"


LiftPRO introduces their Gemini Series I & II[®] Single & Dual Track Endless Slings



LiftPRO Gemini Slings
are manufactured with
EHP (Engineered Hybrid Power)
yarns, engineered and designed
to meet our specifications

LiftPRO Sling Covers
are manufactured to meet our
specifications, ensuring
heavy-duty wear and
tear resistance

Manufactured up to **600,000 lb.** capacity in basket





®

5959 Seville Road
 Duluth, MN 55811
 218 729-9211
 FAX: 218 729-7630
 800 950-3183

2554 Como Avenue
 St. Paul, MN 55108
 651 644-6901
 FAX: 651 644-3305
 800 568-WIRE

www.liftpro.com






International, Inc.

"Lifting Products For The Professional"



Gemini Series I[®]

Single Track Endless Slings

Stock No.	Nominal Sling Body Width	 Vertical	 Choker	 Vert. Basket	60 Degree Angle	45 Degree Angle	30 Degree Angle	Approx. Weight Lbs./Ft.
GSI 1000	2"	10,000	8,000	20,000	17,200	14,100	10,000	.37
GSI 2000	2"	20,000	16,000	40,000	34,600	28,300	20,000	.50
GSI 3000	3"	30,000	24,000	60,000	51,600	42,400	30,000	.64
GSI 4000	4"	40,000	32,000	80,000	68,800	56,600	40,000	.84
GSI 5000	4"	50,000	40,000	100,000	86,000	70,700	50,000	.96
GSI 6000	4"	60,000	48,000	120,000	103,200	84,800	60,000	1.08
GSI 7000	5"	70,000	56,000	140,000	120,400	99,000	60,200	1.20
GSI 8500	5"	80,000	64,000	160,000	137,600	113,000	80,000	1.62
GSI 10000	5"	100,000	80,000	200,000	172,000	141,000	100,000	1.80

LiftPRO manufactures

***Gemini Series I[®] and Gemini Series II[®] Slings in lengths up to 100 feet,
 while consistently obtaining a length accuracy unmatched by our competitors***

LiftPRO®

5959 Seville Road
Duluth, MN 55811
218 729-9211
FAX: 218 729-7630
800 950-3183

2554 Como Avenue
St. Paul, MN 55108
651 644-6901
FAX: 651 644-3305
800 568-WIRE

www.liftpro.com



International, Inc.

"Lifting Products For The Professional"



WARNING—It is the responsibility of the sling user (qualified person, designated person) to consider all risk factors prior to using any rigging device or product. Read and understand the manufacturer's literature and follow all OSHA and ASME guidelines. Use of slings by untrained persons is potentially hazardous.

Failure to follow proper use, care and inspection criteria could result in severe personal injury or death. Synthetic products can fail if damaged, abused, mis-used, overused, or improperly maintained.

All lifting products are sold with the expressed understanding that the purchaser and user are thoroughly familiar with the safe and proper use and application of the product. The user has the responsibility for use and application. The user should have sufficient training and knowledge in the selection, inspection, cautions to personnel, environmental and rigging practices as presented in the Recommended Standard Specification for Synthetic Roundslings WSTDA—RS1 and other applicable publications to responsibly use synthetic slings.

Distributed by:





5959 Seville Road
 Duluth, MN 55811
 218 729-9211
 FAX: 218 729-7630
 800 950-3183

2554 Como Avenue
 St. Paul, MN 55108
 651 644-6901
 FAX: 651 644-3305
 800 568-WIRE

www.liftpro.com






International, Inc.

“Lifting Products For The Professional”



Gemini Series II[®]

Dual Track Endless Slings

Stock No.	Nominal Sling Body Width	 Vertical	 Choker	 Vert. Basket	60 Degree Angle	45 Degree Angle	30 Degree Angle	Approx. Weight Lbs./Ft.
GSII 1000	3"	10,000	8,000	20,000	17,200	14,100	10,000	.38
GSII 2000	3"	20,000	16,000	40,000	34,600	28,300	20,000	.50
GSII 3000	4"	30,000	24,000	60,000	51,600	42,400	30,000	.68
GSII 4000	4"	40,000	32,000	80,000	68,800	56,600	40,000	.80
GSII 5000	5"	50,000	40,000	100,000	86,000	70,700	50,000	1.10
GSII 6000	5"	60,000	48,000	120,000	103,200	84,800	60,000	1.24
GSII 7000	5"	70,000	56,000	140,000	120,400	99,000	60,200	1.35
GSII 8000	6"	80,000	64,000	160,000	137,600	113,000	80,000	1.60
GSII 10000	6"	100,000	80,000	200,000	172,000	141,000	100,000	1.80
GSII 12500	8"	125,000	100,000	250,000	215,000	177,000	125,000	2.28
GSII 15000	8"	150,000	120,000	300,000	258,000	212,000	150,000	2.60
GSII 17500	10"	175,000	140,000	350,000	301,000	247,000	175,000	3.10
GSII 20000	10"	200,000	160,000	400,000	344,000	283,000	200,000	3.42
GSII 22500	12"	225,000	180,000	450,000	387,000	318,000	225,000	3.86
GSII 25000	12"	250,000	200,000	500,000	430,000	354,000	250,000	4.02
GSII 27500	12"	275,000	220,000	550,000	473,000	389,000	275,000	4.60
GSII 30000	12"	300,000	240,000	600,000	516,000	424,000	300,000	4.88