

1



When entering a tunnel during daytime, the driver should:

Turn on the regular headlights (low beam) and slow down

2



At night, when driving behind another vehicle, you should

Turn on the normal headlights (low beam)

3



If a car approaches from the other direction while your high beam is on, you should:

Switch to normal headlights (low beam) immediately

4



When filling up your car with gas, you should:

Turn off the engine

5



If the traffic light turns yellow when your vehicle has already entered the intersection, you should:

Continue forward cautiously

6



If you feel sleepy while driving you should:

Stop immediately at the side of the road to get some rest

7



When approaching an intersection that has a traffic policeman regulating traffic and an active traffic light and fixed traffic sign, you should:

Follow the traffic policeman's instructions

8



The moment you enter your vehicle, you should first perform the following necessary adjustments in order:

Adjust the seat, adjust the mirrors, and fasten the seat belt

9



Everyday prior to driving the vehicle, the driver should:

Do a routine check of the various vehicle systems

10



It is okay while driving for the driver to:

Listen to the radio at a low volume

11



The driver and passengers should fasten their seat belt:

Before turning on the car engine

12



The purpose of the head rest is

To protect the neck in a rear end collision

13



The drivers ability to focus is impaired during driving due to:

Being sleepy and tired

14



Using a cell phone while driving impacts the drivers ability to drive in a:

Negative way

15



The first advice for a driver that consumed some alcohol is to:

Refrain from driving until the side effects of alcohol have disappeared

16



Driving under the influence of sleeping medication is:

Dangerous

17



If the gas pedal gets stuck while driving, the driver should immediately:

Turn off the engine without locking the steering wheel

18



If the car hood accidentally releases while driving down the road, you should immediately:

Reduce your speed gradually and pull to the side of the road

19



To avoid being late during heavy rain, the driver should start his journey:

A bit earlier than usual

20



Before stepping into the vehicle, the driver should:

Look around and under the vehicle

21



While driving in heavy traffic, the driver should glance at his mirrors every:

4 to 8 seconds

22



Before turning right, the driver should glance at:

All the mirrors, especially the right-side mirror and blind spots

23



The biggest threat that vehicles parked on the right-side pavement pose to drivers passing close to them is:

Pedestrians, and children, appearing suddenly from between these parked vehicles

24



The threat that vehicles parked on the right-side pavement bring to drivers passing close to them is:

The fact that any of these parked vehicles could take off and join traffic at any time

25



As a cautious driver, you should:

Yield the right of way to prevent road collisions

26



While driving and prior to hitting your brakes, you should first look:

In the mirrors, namely the rear-view mirror

27



When strong braking is applied, ABS in modern vehicles:

Would normally make noise and cause the brake pedal to pulsate

28



One of the benefits of ABS in modern vehicles when strong braking is applied, is:

Preventing brakes from locking-up and allows the driver to maintain steering control of the vehicle

29



If your vehicle is beginning to lose traction on a slippery surface, you should spontaneously:

Get your foot off the accelerator (don't press on the brakes) and steer your vehicle in the same direction

30



If you leave a safe distance between your vehicle and the vehicle in front, you will be able to:

Avoid a collision with that vehicle should it make a sudden stop

31



When the vehicle in front immediately takes off the moment a red light turns green, you should:

Make sure the road is empty then take off

32



When approaching an intersection with a flashing yellow traffic light, you should:

Provide right of way

33



The seat belt must be used:

By all passengers

34



If your vehicle suddenly malfunctions while driving on a highway, you should

Leave the highway from the nearest exit

35



The driver should hold the steering wheel:

With both hands

36



Passengers of a loaded truck should not exceed:

The authorized number of passengers

37



Upon coupling the trailer with the tractor, the driver should make sure that the:

Trailer brake is applied and its legs are lowered to the ground

38



After coupling the trailer with the tractor, the driver should make sure that the:

Air pipes and electric lines are connected properly

39



When coupling the trailer to the tractor, the driver should:

Reverse slowly below the trailer

40



When uncoupling the trailer from the tractor, the driver must select a place:

With a plane area and soft ground

41



Upon uncoupling the trailer from the tractor, the driver should:

Apply the trailer brake and lower its legs to the maximum

42



The heavy vehicle driver has numerous blind spots around his vehicle. The count of these blindspots is :

At least four

43



The heavy vehicle driver should pay attention to the height of his vehicle especially:

When driving under a bridge or into a tunnel

44



The heavy vehicle driver should give special care for the width of his vehicle especially:

When overtaking another vehicle

45



The heavy vehicle driver should:

Avoid reversing in crowded places

46



Dealing with heavy vehicles differs from smaller vehicles, thus when turning to the right, the driver of a heavy vehicle should:

Allow enough distance to his right side

47



In order to avoid your heavy vehicles rear left wheels from crossing the center line as you negotiate a left hand turn, you should:

Take the right a bit at the turn

48



In order to avoid your heavy vehicles rear right wheels from skidding off the road as you negotiate a right hand turn, you should:

Drive in the middle of the lane

49



As you approach a hill top, you should always expect \_\_\_\_\_ behind the peak

Obstacles

50



While driving your heavy vehicle downhill and in order to keep control of your vehicle, you should mainly depend on using:

An appropriate low gear

51



Using the main brakes of your heavy vehicle continuously when driving downhill for long disables the brakes due of:

Heat build-up

52



If the driver doesn't change quickly to a low gear as he starts to drive downhill, and the heavy vehicle gains speed:

It will be impossible to change to a lower gear to have more control over the vehicle

53



As you drive your heavy vehicle uphill for a long period of time, you should:

Avoid engine pressure build-up

54



As you drive your heavy vehicle uphill for a long period of time, you should:

Keep to the extreme right as much as possible

55



If you are going to overtake a vehicle uphill with your heavy vehicle and it will take too long, you should:

Forget about overtaking the vehicle

56



When you are about to drive your heavy vehicle off-road, you should:

Plan your path carefully

57



Eye contact at the intersection:

Helps drivers avoid misunderstandings

58



As a safety driving rule and whenever possible, the driver should avoid:

Reversing

59



By law, the driver should yield the right of way to:

Bus Schools flashing their hazard lights

60



By law, the driver should yield the right of way to:

Vehicles that are already in the roundabout

61



It is legal to parallel park a vehicle to the pavement on a single-lane two-way street:

To the right of the direction of driving for the vehicle

62



Excessive eating:

Will impair the drivers ability to react properly and make the right decisions

63



Insufficient sleeping:

Slows down his reactions during driving and causes him a slight loss of memory

64



In long trips, the driver must stop for rest every:

4 hours

65



In long trips, the driver must stop for rest around every:

250 kilometers

66



Driving under the influence of alcohol:

Endangers driver's life as well as the lives of others

67



During very long trips, the driver should:

Never consume amphetamines to stay awake

68



The best way for a driver to know how a medical drug affects his driving is to:

Check with his physician

69



Driving under the influence of alcohol or drugs causes the driver a false feeling of:

Courage and boldness

70



When you are about to overtake another vehicle, you should:

Never depend on that vehicle's driver hand gestures

71



Every heavy vehicle driver should be careful about his vehicle width especially when he:

Enters narrow places

72



When reversing, the driver of a heavy vehicle should depend on information:

From driving assistant

73



After filling up a tanker, the driver should check that:

All the lids and release valves are securely fastened

74



The motorcyclist can protect himself by:

Wearing motorcycle protective gear

75



The motorcycle protective leather suit can resist:

Friction with asphalt and small stones

76



Motorcycle gloves protect:

The hands from cold and injuries

77



Motorcycle boots protect:

The feet from injury, water, and cold

78



The spine protective suit protect:

The spine and spinal cord from injury

79



The protective eye glasses protect:

Eyes from rain, wind sand, and insects

80



The motorcyclist helmet protects:

From fatal head injuries



81



If the motorcyclist wears the helmet improperly or fails to wear it while driving, this behavior:

Is illegal

82



If the motorcyclist just carries the helmet but does not wear it while driving, the behavior:

Does not give the motorcyclist legal protection

83



While driving at night, the motorcyclist should wear:

A fluorescent suit

84



To be seen while driving at night, the motorcyclist is advised to:

Attach luminous stripes

85



If the motorcycle is equipped with a hydraulic brake system, then the driver should periodically:

Check the level of brake fluid

86



The tread depth of the motorcycle tires should not be less than:

3 millimeters

87



In order to steer the motorcycle freely, the driver should:

Sit close to the steering grips

88



In order to avoid unintended speed increase, the motorcyclist should hold the steering grip in such a way that his:

Right wrist is downwards

89



For motorcycles, the braking process is most effective when the motorcyclist uses:

Both back and front brakes

90



For motorcycles to avoid skidding while severe braking, the motorcycle should be:

In a straight direction

91



Two causes for a motorcycle to squid on the road:

Slippery road and nervous reaction

92



While driving your motorcycle at night, you should drive:

Slowly and maintain a longer stopping distance

93



When the motorcycle vibrates in motion, it is often due to:

one tire

94



One of the main causes for motorcycle crash is the presence of:

Inappropriate speed

95



To avoid motorcycle accidents at intersections you should:

Slow down and move to the appropriate lane

96



A motorcyclist is legally allowed to pass vehicles:

From their left side

97



When you overtake with your motorcycle a vehicle from the left side, you should always remember that this vehicle may:

Swerve left suddenly

98



While driving your motorcycle in a straight direction, you should always remember that an oncoming vehicle may:

Swerve suddenly into your path

99



If you have the habit of passing vehicles with your motorcycle in a zigzag manner, this means:











Your chances of being involved in an accident are much higher

100



When you drive your motorcycle with an intentionally emptied exhaust system producing a very loud noisy sound, it:

Is considered a clear traffic violation

101		<p>What are the environmental benefits of eco-friendly driving? (select all that apply)</p> <p>Reduction in local air pollutant levels</p>
102		<p>What are the savings benefits of eco-driving? (select all that apply)</p> <p>Lower vehicle maintenance costs</p>
103		<p>How does eco-friendly driving maintain the safety of the driver?</p> <p>All of the above</p>
104		<p>What are the social responsibility benefits of eco-driving?</p> <p>All of the above</p>
105		<p>What instrument should be used to monitor your speed on high ways?</p> <p>Cruise control</p>
106		<p>What is the optimal speed range for eco-friendly driving?</p> <p>50 km/h - 80 km/h</p>
107		<p>What is the maximum RPM level that should not be exceeded?</p> <p>2000 RPM</p>
108		<p>What is the result of exceeding 2000 RPM?</p> <p>It consumes more fuel</p>
109		<p>What is the result of fast starts and hard braking?</p> <p>All of the above</p>
110		<p>By how much is fuel consumption reduced when you change the oil and oil filterd regularly?</p> <p>1% to 2%</p>

111



Which type of oil is best for the environment?

Energy-conserving oil which has additives that reduce friction

112



How do you ensure long-lasting tyres?

Check tire pressure at least once a month to preserve a low rolling resistance

113



What is the benefit of cleaning your air filters regularly?

All of the above

114



What should you do when your car stops moving for more than a minute?

Turn it off

115



How do you enhance the performance of your engine and reduce emission levels?

Use clean fuel that complies with international standards

116



What should you always check after filling your fuel tank?

Fuel tank cap is securely closed

117



Why is it preferable to park in the shade?

All of the above

118



By how much does the frequent use of air conditioning increase fuel consumption?

0.1

119



Which of the following reduces fuel consumption? (select all that applies)

Traveling Light

120



What is eco-friendly driving?

Eco-Friendly Driving is the efficient use of fuel in road transportation through easy, smart, and socially responsible driving practices that help cut fuel consumption and reduce air pollution from

121



What Does This Sign Means?

Caution, uneven road ahead

122



What Does This Sign Means?

Caution, right bend ahead

123



What Does This Sign Means?

Caution, left bend ahead

124



What Does This Sign Means?

Caution, double bend ahead, first one to the right

125



What Does This Sign Means?

Caution, double bend ahead, first one to the left

126



What Does This Sign Means?

Caution, slippery road ahead

127



What Does This Sign Means?

Caution, students or school

128



What Does This Sign Means?

Caution, animals

129



What Does This Sign Means?

Caution, double lane road

130



What Does This Sign Means?

Caution, roundabout ahead

131



What Does This Sign Means?

Caution, intersection ahead

132



What Does This Sign Means?

Caution, vehicles coming from the opposite direction have the right of way

133



What Does This Sign Means?

Caution, intersection with no right of way

134



What Does This Sign Means?

Road with priority right of way

135



What Does This Sign Means?

Caution, pedestrian crossing

136



What Does This Sign Means?

Caution, cycles crossing

137



What Does This Sign Means?

Caution, narrow road ahead

138



What Does This Sign Means?

Caution, narrow road on the left

139



What Does This Sign Means?











Caution, narrow road on the right

140



What Does This Sign Means?

Caution, falling or fallen rocks ahead

141		What Does This Sign Means?
		Caution, electrical signs
142		What Does This Sign Means?
		Caution, various dangers
143		What Does This Sign Means?
		Give way - priority road ahead
144		What Does This Sign Means?
		End of priority
145		What Does This Sign Means?
		Caution, vehicles coming from the opposite direction have the right of way
146		What Does This Sign Means?
		Stop
147		What Does This Sign Means?
		No entry for all motor vehicles
148		What Does This Sign Means?
		No entry
149		What Does This Sign Means?
		No overtaking allowed for all kinds of vehicles
150		What Does This Sign Means?
		Upper speed limit: 30 km/hour

151



What Does This Sign Means?

You are not allowed to sound your horn

152



What Does This Sign Means?

Trucks cannot overtake

153



What Does This Sign Means?

No entry for animal carts

154



What Does This Sign Means?

No entry for pedestrians

155



What Does This Sign Means?

No entry for bikes

156



What Does This Sign Means?

No entry for motorbikes

157



What Does This Sign Means?

Not entry for trolleys

158



What Does This Sign Means?

No entry to all types of motor vehicles

159



What Does This Sign Means?

No entry to cars exceeding 2.3m in width

160



What Does This Sign Means?

No entry to trucks exceeding 3.5 m in height



161



What Does This Sign Means?

No entry to trucks exceeding 10m in height

162



What Does This Sign Means?

No entry to trucks carrying more than 7 tons of cargo

163



What Does This Sign Means?

End of restriction sign

164



What Does This Sign Means?

End of speed limit

165



What Does This Sign Means?

Turn right

166



What Does This Sign Means?

Turn left

167



What Does This Sign Means?

You can turn right or left

168



What Does This Sign Means?

You can go straight or turn right

169



What Does This Sign Means?

You can go straight or turn left

170



What Does This Sign Means?

Compulsory direction to the left

171



What Does This Sign Means?

Compulsory direction to the right

172



What Does This Sign Means?

Compulsory direction to the right or the left

173



What Does This Sign Means?

End of bicycle track

174



What Does This Sign Means?

Lane reserved for pedestrians and bicycles

175



What Does This Sign Means?

You cannot turn right

176



What Does This Sign Means?

You cannot turn

177



What Does This Sign Means?

No entry to buses

178



What Does This Sign Means?

No entry to trucks

179



What Does This Sign Means?

No entry to trucks carrying more than 6.5 tons of cargo

180



What Does This Sign Means?

Not entry to trailer trucks

181



What Does This Sign Means?

Agricultural machinery not allowed

182



What Does This Sign Means?

End of no overtaking zone

183



What Does This Sign Means?

End of no overtaking for trucks

184



What Does This Sign Means?

No parking

185



What Does This Sign Means?

No stopping and no parking

186



What Does This Sign Means?

You must go straight

187



What Does This Sign Means?

Direction to the left

188



What Does This Sign Means?

Direction to the right

189



What Does This Sign Means?











Roundabout ahead











190



What Does This Sign Means?

Mandatory lower speed

191		<p>What Does This Sign Means?</p> <p>End of mandatory lower speed</p>
192		<p>What Does This Sign Means?</p> <p>Vehicles equipped with metal chains only</p>
193		<p>What Does This Sign Means?</p> <p>Lane reserved for pedestrians</p>
194		<p>What Does This Sign Means?</p> <p>End of pedestrian Lane</p>
195		<p>What Does This Sign Means?</p> <p>Bicycles track</p>
196		<p>What Does This Sign Means?</p> <p>Cannot turn left</p>
197		<p>What Does This Sign Means?</p> <p>Hospital</p>
198		<p>What Does This Sign Means?</p> <p>Caution, pedestrian crossing</p>
199		<p>What Does This Sign Means?</p> <p>Lane reserved for bikes</p>
200		<p>What Does This Sign Means?</p> <p>Dead end road</p>

201		What Does This Sign Means?	Highway
202		What Does This Sign Means?	End of freeway
203		What Does This Sign Means?	Tunnel
204		What Does This Sign Means?	Help center
205		What Does This Sign Means?	Parking reserved for the disabled
206		What Does This Sign Means?	One-minute parking
207		What Does This Sign Means?	Taxi stop
208		What Does This Sign Means?	Police
209		What Does This Sign Means?	Inquiries
210		What Does This Sign Means?	Municipality police

211



What Does This Sign Means?

Freeway

212



What Does This Sign Means?

Parking

213



What Does This Sign Means?

Hotel

214



What Does This Sign Means?

Restaurant

215



What Does This Sign Means?

Public phone

216



What Does This Sign Means?

Petrol station

217



What Does This Sign Means?

Bus parking

218



What Does This Sign Means?

Camping & camping cars zone

219



What Does This Sign Means?

Bend ahead

220



What Does This Sign Means?

Indirect bend to the left

221



What Does This Sign Means?

Caution, road Bumps ahead

222



If the road is divided into two lanes with solid lines or other lane separator, the driver:

Should not cross these lines or other lane separators

223



In case of normal traffic, the driver should:

Keep to the right side of the road

224



If the Lane is marked with a solid line and a broken line, which one of the following statements is correct?

The driver may change lanes if the solid line is to the left

225



Pavements are intended:

To be used by pedestrians, children trolleys, the sick, and the disabled

226



When drastically changing speed or direction, the driver should:

Check there is no danger, and give appropriate signals to other road users

227



Sudden braking is allowed only:

In case of danger

228



The driver should keep to:

The right, when another vehicle is heading towards him way from the opposite direction

229



Drivers are strictly prohibited to:











Overtake traveling military or police motorcades, or other processions

230













Drivers are strictly prohibited to:

Drive in neutral with the intention to drive the vehicle solely through downforce

231		<p>Drivers are strictly prohibited to:</p> <p>Make a U-turn in the middle of the road in a populated area</p>
232		<p>Drivers are strictly prohibited to:</p> <p>Travel in other than the designated direction</p>
233		<p>Drivers are strictly prohibited to:</p> <p>Wash their vehicles on the freeway</p>
234		<p>The driver:</p> <p>Should reduce his speed or stop completely when the conditions surrounding him dictate so, especially when visibility is really bad</p>
235		<p>The driver should:</p> <p>Overtake from the left</p>
236		<p>When a driver is passing a vehicle, the driver should:</p> <p>Keep to the right side of the road as much as possible with other road users around</p>
237		<p>Before overtaking, the driver should:</p> <p>Check that drivers behind him have not initiated a similar overtake</p>
238		<p>Before overtaking, the driver should:</p> <p>Alert the driver he is about to overtake</p>
239		<p>When overtaking, the driver should:</p> <p>Use the left side of the road without disaccommodating drivers traveling on the opposite direction</p>
240		<p>As an exception to the rule, overtaking from the right is allowed:</p> <p>On roads that accomodate more than two lanes, provided that the drivers movement between lanes does accommodate or does not put other road users at risk</p>



241		<p>It is prohibited to overtake:</p> <p>On bends</p>
242		<p>It is prohibited to overtake:</p> <p>On bridges and in tunnels</p>
243		<p>It is prohibited to overtake:</p> <p>In case vehicles have stopped because of a traffic obstruction or a sign to do so</p>
244		<p>It is prohibited to overtake:</p> <p>At the top edge of ascents, when there is not enough visibility ahead, and when the left side of the road will be clear after the takeover</p>
245		<p>If a police car, ambulance, or fire truck gives a signal of approaching, other road users should:</p> <p>Reduce their speed, and if need be, stop or move aside so as to ease the movemen of such vehicle</p>
246		<p>It is prohibited to overtake:</p> <p>On narrow or steep mountain road</p>
247		<p>On approaching an intersection, the driver should:</p> <p>Check that the road he is about to cross is clear</p>
248		<p>A driver who is about to leave the road he is on to another road on the right should:</p> <p>Keep to the right side of the road</p>
249		<p>A driver who is about to leave the road he is on to another road on the left should:</p> <p>Tilt a little to the left but remain on the road</p>
250		<p>When the driver is about to leave on road and get on another one, the driver should:</p> <p>Make the turn with moderate speed, after having checked that it is possible to do so without misaccommodating or putting others at risk</p>

251



It is best to keep a "safe Distance":

From all sides of the vehicle

252



It is important to allow a "safe distance" because

It gives drivers the time to react to what happens

253



A solid green light at the intersection means:

You can cross the intersetion if it is possible

254



A flashing yellow light means:

Reduce your speed and carry on cautiously

255



A yellow light on the intersection means:

Reduce your speed and be ready to stop

256



If you have a flat tyre while youre traveling:

Release the accelerator to allow the vehicle to slow down, keep the steering wheel straight, and pull off the road

257



If the lights of the vehicle traveling on the opposite direction are bothering you, you should:

Look down, and towards the right side of the road

258



In case of vehicle break-down on the highway

Place the warning triangle and activate all four signal lights to warn other drivers

259



When you enter a highway, you should:

Drive within the highway traffic speed

260



If the road is marked with one solid line and one broken line:

The driver may not change lanes if the broken line is to the left

261



If a vehicle is pressing behind you, and you are on the left lane on a freeway, you should:

Move to the right lane, and adjust your speed to the traffic speed on that lane

262



If your brakes stop working while you are on the road, you should:

Quickly press on the brakes with high frequency

263



In case of bad weather, the driver should:

Drive below the upper speed limit so as to accommodate road conditions

264



The driver needs a bigger "safe distance":

On wet roads

265



Pavements are intended:

To be used by pedestrians, children trolleys, by the sick and the disabled

266



Rear brake lights alert other drivers that you are:

Slowing down or stopping

267



On a four-way intersection, the vehicle that goes first is:

The vehicle that arrived first and already entered the intersection

268



You should stop when you see:

A flashing red light

269



When you are sharing the road with a truck, it would be good to remember that trucks:

Need a bigger safe distance with other vehicles to be able to stop

270



When turning right at the green light, you should:

Give way to pedestrians

271



You can refrain from taking the drug or alcohol test:

No, you cannot in any case it may be

272



When driving in the fog, you should turn on the:

Hazard lights, and/or low beam

273



When overtaking on a multiple lane highway:  
highway:

Make sure there is enough gap in the lane you want to move to

274



When you are taking a curve:

Decrease the speed of your vehicle

275



If the traffic lights are not working:

Act as if you are at an intersection without traffic lights

276



When a truck is trying to overtake your vehicle:

Maintain or decrease your speed

277



if you are moving behind a motorcycle, you should:

Allow the motorbike to use the entire width of the lane

278



If two drivers are approaching an intersection from opposite directions

The driver coming from the left should give the right of way to the other driver

279



Before overtaking, entering a curve, or being overtaken, you should

Slow down, give enough signal to other road users, and check the mirrors and the blind spots

280



When overtaking, the driver should:

Use the left side of the road

281



When a vehicle is turning and a pedestrian is crossing the street, and there is no traffic light, who has the right of way?

The pedestrian

282



Ice forms quickly on roads that:

Are shaded

283



Drivers are strictly prohibited to:

Travel in other than the designated direction

284



Drivers are strictly prohibited to:

Wash their vehicles on the highway

285



Drivers are strictly prohibited to:

Make a U-turn on the high way

286



Common logic dictates that you should not:

Go faster than what is appropriate to the road you are traveling on

287



You can exit the road to overtake another vehicle

No, you cannot in any case it may be

288



You can carry on on a yellow light if you are:

Already in the intersection

289



Drivers are strictly prohibited to:











Repair vehicles on the freeway, except in extreme situations











290



The driver should keep to the extreme right:

When the driver is traveling below traffic speed

291		<p>Drivers who have had their drivers license for more than three years, should not drive under the influence of alcohol where the level of alcohol in their blood exceeds:</p> <p>0.5 grams/liter</p>
292		<p>In the first three years of having a drivers license, the level of alcohol in the blood should not exceed:</p> <p>0 grams/liter</p>
293		<p>It is strictly prohibited for drivers to:</p> <p>Use any communication devices</p>
294		<p>Where there is no speed limit signs, the upper speed limit on the freeway is:</p> <p>100 km/hour</p>
295		<p>Where there is no speed limit signs, the upper speed limit outside populated areas is:</p> <p>70 km/hour</p>
296		<p>Where there is no speed limit signs, the upper speed limit inside populated areas is:</p> <p>50 km/hour</p>
297		<p>You can reverse on the freeway if the exist is near, provided you do not go faster than:</p> <p>You cannot reverse at all</p>
298		<p>On a normal road, you place the warning triangle in front or behind the vehicle, depending on the direction of traffic, at the following distance from the vehicle:</p> <p>30 meters</p>
299		<p>On the freeway, you place the warning triangle in front or behind the vehicle, depending on the direction of traffic, at the following distance from the vehicle:</p> <p>50 meters</p>
300		<p>Pedestrians should use pavements and pedestrians crossings and paths when they are at a distance of:</p> <p>150 meters</p>

301		<p>When the driver causes an accident, and even if damages are material damages only:</p> <p>The driver should stop and take care of the victim</p>
302		<p>If the brake lights are down:</p> <p>All of the above</p>
303		<p>The shelf life of tyres does not exceed:</p> <p>6 years from manufacturing date or 1.6 mm thread thickness, whichever comes first</p>
304		<p>When the traffic light is green, but traffic is congested, road users should:</p> <p>Refrain from crossing the green light if it would obstruct traffic</p>
305		<p>A power of attorney to sell a vehicle is valid for not more than:</p> <p>Two months</p>
306		<p>A broken line on the road means:</p> <p>You can cross the line</p>
307		<p>Vehicles of all types cannot be fitted in the front with lights other than:</p> <p>White or yellow</p>
308		<p>If the road is divided into two lanes with a yellow line, the driver should, in normal traffic situation:</p> <p>Use the right lane</p>
309		<p>If the lane is marked with a solid yellow line and a broken yellow line:</p> <p>The driver can change lane if the broken line is to the right, and cannot change lane if the solid line is to the right</p>
310		<p>The driver should give the right of way to:</p> <p>Pedestrians</p>

311



In steep descents, the right of way goes to:

Vehicles moving upwards

312



Inside cities, you should always keep a safe distance of:

2 seconds

313



In entering a roundabout, the right of way is for:

The vehicle that is already in the roundabout

314



Overtaking is not allowed in:

Single lane tunnels

315



In case of road works, the driver should:

Reduce speed

316



Children below the age of five should be seated:

In child seats

317



When vehicles are still approaching an intersection, the right of way is always for the driver coming from:

The right

318



When overtaking a motorbike the driver should keep a side distance of no less than:

75 CM

319



When overtaking another vehicle, the driver should keep a side distance of no less than:

50 CM











320



Drivers are prohibited to obstruct traffic by:

Stopping suddenly without a valid reason to do so



321		<p>When you meet head-on with another vehicle on a two-way road, who should reverse?</p> <p>A single vehicle for a group of vehicles</p>
322		<p>Who has the right of way on a three forked road?</p> <p>The driver who is on the straight lane</p>
323		<p>When you see on the freeway a sign that indicates that there is a road diversion or that the lane you are on will lead you to another direction, all drivers wishing to exist the lane should:</p> <p>Swerve gradually left or right to the lane that will take them to the desired direction</p>
324		<p>Seat belts should be fastened by passengers sitting:</p> <p>In the front and back seats, in all types of vehicles</p>
325		<p>When the traffic policeman lifts his hand vertically, it means:</p> <p>"Careful and stop" to all road users</p>
326		<p>When the traffic policemen both hands are stretched horizontally, it means:</p> <p>"Stop" -- for all road users coming from directions that cross with the stretched hands directions</p>
327		<p>Every vehicle should be fitted with</p> <p>Two registration plates with the vehicle number, at the front and back sides of the vehicles</p>
328		<p>Up until the age of 50, the driver should renew his driving license, every</p> <p>10 years</p>
329		<p>Warning sounds can be used only:</p> <p>To alarm other road users so as to avoid accidents</p>
330		<p>In case there is no sign that indicates which side of the vehicle should be used to step out of the vehicle</p> <p>The passenger should step in and out of the vehicle from the door that is on the other side of traffic</p>

331



When the driver waves his hand up and down, it means:

Slow down and stop

332



When the driver stretches his hand horizontally, it means the driver is:

Turning left

333



When the driver stretches his hand vertically, it means:

Direction to the right

334



Vehicles turning right can cross a red light provided:

They stop at the traffic light, make sure they can cross without putting pedestrians and vehicles at risk

335



When the road is marked with solid lines:

The driver cannot change lanes

336



Children under \_\_\_\_ cannot sit in the front seat:

10 years

337



It is strictly prohibited to throw stuff from the vehicle as this would:

Cause accidents, and clog water drainage system

338



What is the difference between yellow lines and white lines when they are in the middle of the road?

White lines demarcate lanes that go in the same direction, yellow lines are demarcate lanes that go in opposite directions

339



Drivers cannot stop and park within a distance of \_\_\_\_ from the top edge of ascent, curb, intersection, roundabout, and traffic light

25 meters

340



Drivers are strictly prohibited to:

Transport in their vehicles unsealed bottles or cans of alcohol

341



Drivers should stop and park:

Before white pedestrian crossing stripes

342



Drivers are strictly prohibited to:

Travel on white lines