

2008B APPLICATIONS GUIDE

INTRODUCTION

The IAQ Solutions 2008B is a stand-alone unit used to reduce the levels of Volatile Organic Compounds (VOC's) and viable airborne biological contaminants. The unit may be ducted in for permanent installations or utilized as a roll-around "point-of-use" air purifier. The 2008B

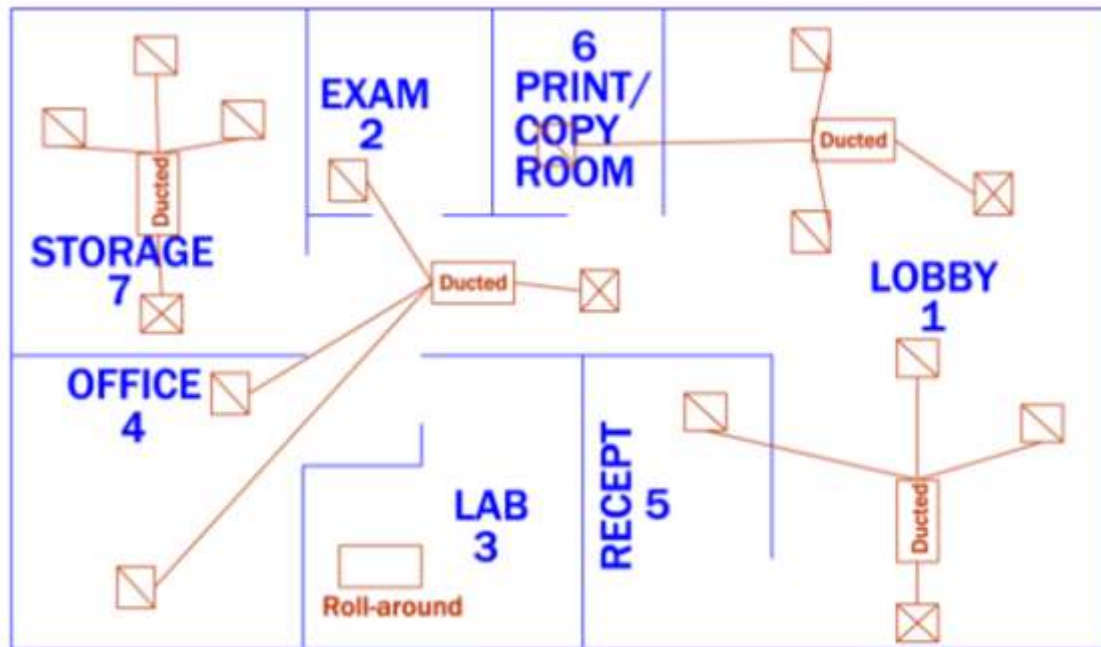
uses one to four IAQ Solutions 2021 PCP Compound panels. For example, a 2008B3 would have three panels installed. The IAQ Solutions 2008B is suitable for spaces up to 22000 ft³. For recommended unit configurations, consult the 2008 Product Calculator supplied with packet. Contact IAQ Solutions if you do not have one. All IAQ Solutions products incorporate 3-step technology: MERV Filtration, UVGI Lamps and Photocatalysis.



EXAMPLES OF USE

The 2008B is suited for large spaces, such as warehouses, casino floors, bars, and hangars. Roll-around units are versatile, and can be used for remediation work, remodeling, and other jobs where fast spot treatment is necessary. The unit may be ducted in horizontally or vertically for permanent installations or utilized as a roll-around “point-of-use” air purifier. Depending on what source of VOC’s are present, the unit may be hung to reduce the lighter-than-air contaminants (tobacco smoke VOCs) or placed on the floor for heavier organic loads (food-processing, printer’s ink). The main goal is to place the unit between the level of people in the room and the VOC’s. **Note:** The number of panels will vary by task. Consult the product calculator for number of panels.

INSTALLATION EXAMPLE



LOCATION OF B UNITS EXAMPLE

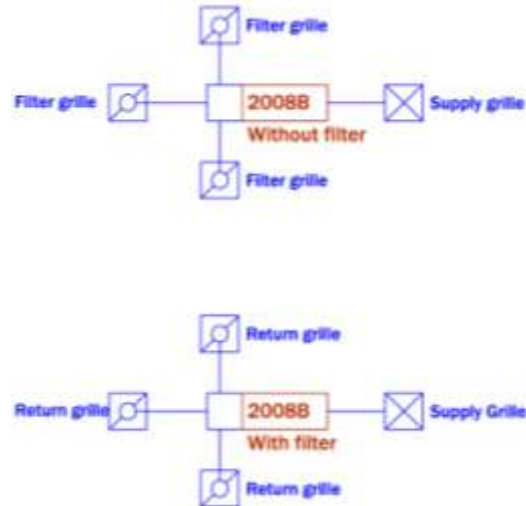
Rationale:

1. Reduce the threat from airborne contaminants at common entry point, such as mold, bacteria, viruses, and odors.
2. Reduce the possibility of potentially immuno-compromised people from airborne risks.
3. Reduce noxious odors and vapors from entering into the returns of the air handler.
4. To provide a safer environment for staff and personnel.
5. The receptionist area is the staff's first point-of-contact with potential bio-hazards.
6. Local VOC source.
7. If this is a dock with forklifts, these are large sources of VOC's and other contaminants that can be re-circulated into the air handlers.

Of course, use good judgment. Find out what is in each room, and what must be removed. The use of any stand-alone system, such as a 2008B, will reduce the overall load of contaminants entering the air handlers.

FILTRATION

The IAQ Solutions 2008B series is equipped with one 20”x 24”x 4” MERV 13 filter. However, with ducted in usage, three 20”x 20” filter grilles or other configurations may be used. These grilles must be placed near the source of contaminants to be effective, i.e. in the smoke layer in a casino.



DIMENSIONAL DATA

The IAQ Solutions 2008B series is 22” wide and 45” long. With standard casters mounted, the unit is 31” tall. Without casters, the unit is 25” tall. The 2008B1 weighs 163 lbs, and each additional panel weighs 11 lbs.



Roll-around unit

PCP COMPOUND DATA

Each IAQ Solutions 2021 PCP Compound used in the 2008B series has nominal dimensions of 20”x 24”; actual dimensions are 19.5” x 23.8”. All PCP Compounds are 6” deep nominal; actual dimension is 5.813”. The catalyst is pleated at one pleat per inch. Three lamps are spaced 6”

from each other, then centered over the width of the panel. The ballast tray is incorporated into the unit. The ballast tray incorporates 3.188” of overall length.

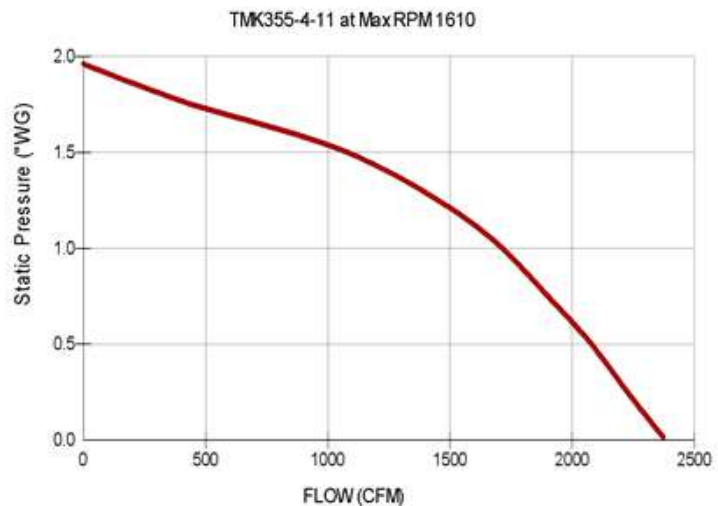
LAMPS

IAQ Solutions lamps do not produce ozone! The lamps provide a minimum intensity of 775 microwatts/cm² (5 milliwatts per square inch) at 10.77 centimeters (4.24”) to activate the catalyst effectively. To maintain tested performance, lamps may not be substituted with another manufacturer’s products. These lamps provide UV-C wavelengths @ 254 nm. All lamps must be replaced at 12000 hrs (16 months continuous use) to maintain intensity requirements. IAQ Solutions lamps contain trace amounts of mercury, encapsulated within the lamp and therefore reducing risk to the consumer or ecosphere.

FAN DATA

The IAQ Solutions 2008B series incorporates a single reverse-curve impeller. The impeller is rated at 2280 cfm with no load. For 115V, the fan’s amp draw is 5.4A, and rotates at 1630 RPM. For other voltages contact IAQ Solutions. The fan’s speed is controlled by potentiometer. This will also serve to power the unit (including lamps) on and off.

Model No.	TMK355-4-11 (115V)
Max. Airflow	2390 CFM @ 0” SP
Motor	600 watts
Max. Speed	1610 RPM
Voltage	115 volt
Phase	1
Cycle	50/60 HZ
Amperage	5.40 amps
Max. Temp.	50 C
Capacitor	40 x 400V
Weight	19 lbs.



POWER

Ballasts are matched to the specific length of lamp. To maintain tested performance, ballasts may not be substituted with another manufacturer’s products. The ballasts must be specified as 120v, 60 Hz: contact the factory for other voltage/frequency requirements. The ballast operating temperature range is -20°F to 158°F. A 2008B1 draws 6.5A at 120V, and 1.1A for each additional panel. Genesis provides a 9’ 115V appliance cord.

SAFETY

IAQ Solutions includes a safety kill switch on all portable units. The switch breaks power to the lamps and fan. The 2008B series includes a wire mesh guard at the rear of the fan to prevent injury. It also includes a 2024 UVS shielding that will prevent UV rays from escaping thru the filter.

IAQ SOLUTIONS QUICK REFERENCE

		2006D&L	2008DT-FP	2008B	2008LB	2008 PCP COMPOUND	2008CU	
	Small spaces	X	X			X	X	
	Medium spaces		X		X	X	X	
	Large spaces			X	X	X	X	
	Fan-powered	X	X	X				
	Multiple panels standard	X						
	Multiple panels optional			X	X	X		
	Located in:							
	AHU/RTU					X		
	Returns				X	X	X	
	Supplies				X	X	X	
	Trunk lines				X	X	X	
	Curbs					X		
	Stand-alone units	X	X	X				

**IAQ Solutions, Inc.
5202 CR 7350, Suite C
Lubbock, TX 79424
806.783.0026 Phone
806.745.9200 Fax**

