

A photograph of a modern glass skyscraper at night, with its windows illuminated. The building is set against a dark blue sky. The image is partially obscured by a large, dark blue diagonal shape that covers the left and bottom portions of the page.

INDICATIVE PRICES

Prices shown are indicative, calculated 6th June and have been supplied by BBVA

For Professional Investors Only
Not for Distribution to Retail Investors



LEVENDI

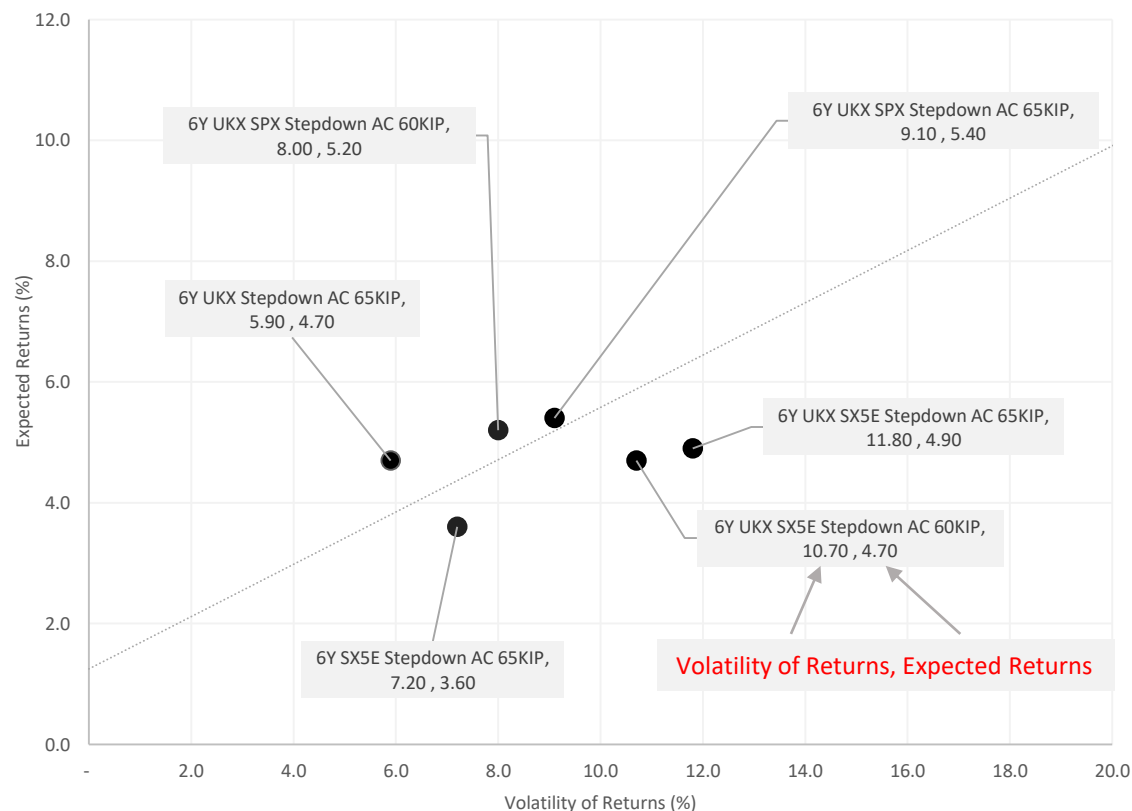
INVESTMENT RESEARCH

STEPDOWN AUTO-CALLABLE INDICATIVE PRICING GRID

Product description, indicative pricing by BBVA as at 6th June 2019 and a plot of Expected Returns vs Volatility of Returns generated from the stress test run by Levendi

| STEP-DOWN AUTO-CALL | |
|----------------------------|---|
| Maximum Maturity | 6 Years |
| Currency | GBP |
| Early Redemption Frequency | Annual |
| Auto-call Triggers | Y1: 100%, Y2: 95%, Y3: 90%, Y4: 85%, Y5: 80%, Y6: 75% |
| Capital at Risk Barrier | 60/65% of Initial Level Observed at Maturity (European) |

| UNDERLYING | ACCRUED RETURN | |
|------------|----------------|--------------|
| | BARRIER: 60% | BARRIER: 65% |
| UKX | | 6.95% |
| SX5E | | 6.10% |
| UKX & SX5E | 7.90% | 8.45% |
| UKX & SPX | 7.80% | 8.25% |

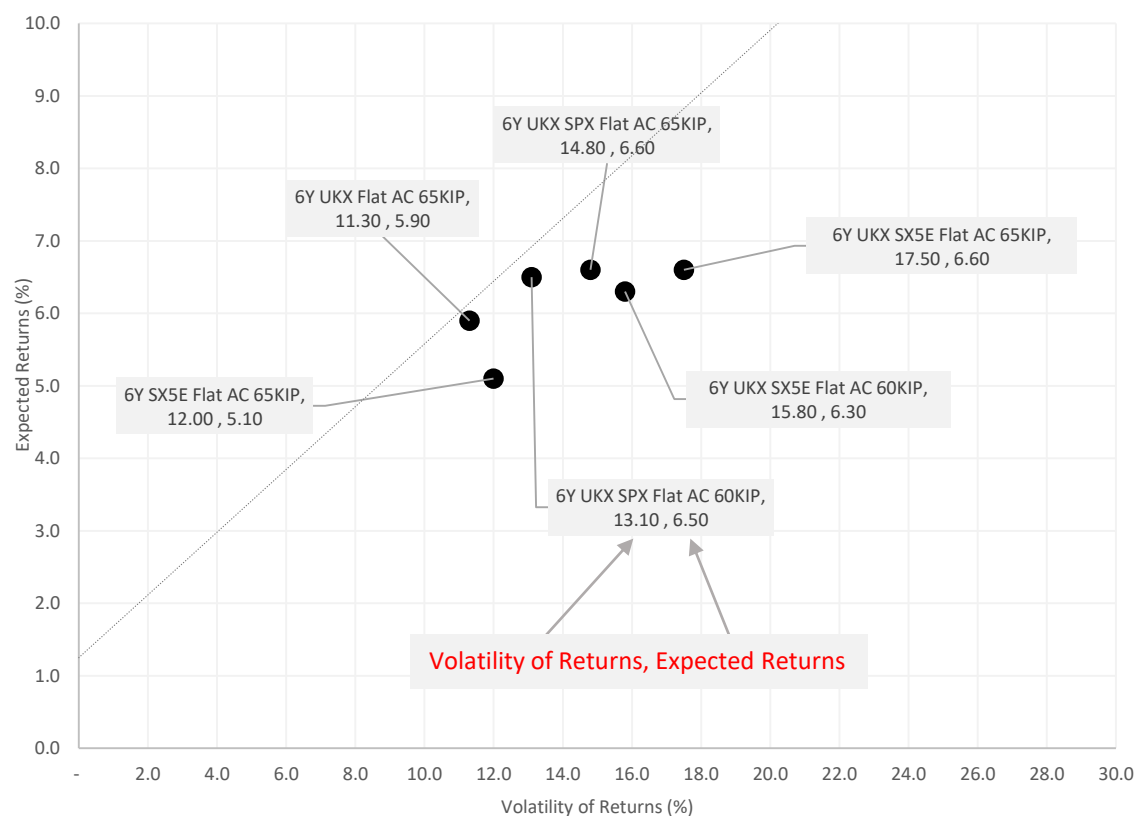


FLAT AUTO-CALLABLE INDICATIVE PRICING GRID

Product description, indicative pricing by BBVA as at 6th June 2019 and a plot of Expected Returns vs Volatility of Returns generated from the stress test run by Levendi

| AUTO-CALL | | |
|----------------------------|---|--|
| Maximum Maturity | 6 Years | |
| Currency | GBP | |
| Early Redemption Frequency | Annual | |
| Auto-call Triggers | Y1-Y6: 100% | |
| Capital at Risk Barrier | 60/65% of Initial Level Observed at Maturity (European) | |

| UNDERLYING | ACCRUED RETURN | |
|------------|----------------|--------------|
| | BARRIER: 60% | BARRIER: 65% |
| UKX | | 10.85% |
| SX5E | | 9.90% |
| UKX & SX5E | 13.60% | 14.55% |
| UKX & SPX | 12.75% | 13.40% |





TRACKERS INDICATIVE PRICING GRID

Product description and indicative pricing by BBVA as at 6th June 2019

| ACCELERATOR | |
|-------------------------|--|
| Maturity | 6 Years |
| Currency | GBP |
| Strike | 100% |
| Return | Uncapped Upside Participation to a 100% Strike Call |
| Capital at Risk Barrier | 65% of Initial Level Observed at Maturity (European) |

| BOOSTER | |
|-------------------------|--|
| Maturity | 6 YEARS |
| Currency | GBP |
| Return | Participation to an 85/100% Call Spread |
| Capital at Risk Barrier | 65% of Initial Level Observed at Maturity (European) |

| UNDERLYING | PARTICIPATION |
|------------|---------------|
| | BARRIER: 65% |
| UKX | 345% |
| SPX | 97% |

| UNDERLYING | PARTICIPATION |
|------------|---------------|
| | BARRIER: 65% |
| UKX | 385% |
| SPX | 235% |
| SX5E | 360% |



PHOENIX & SYNTHETIC INDICATIVE PRICING GRID

Product description and indicative pricing by BBVA as at 6th June 2019

| PHOENIX AUTOCALL | |
|----------------------------|--|
| Maturity | 6 Years |
| Currency | GBP |
| Early Redemption Frequency | Annual |
| Coupon Barriers | 65% of Initial Level |
| Auto-call Triggers | Y1-Y6: 105% |
| Capital at Risk Barrier | 65% of Initial Level Observed at Maturity (European) |

| WORST OF DIGITAL | |
|-------------------------|--|
| Maturity | 6 Years |
| Currency | GBP |
| Digital Barrier | 65% of Initial Levels |
| Return | Capital & Digital |
| Capital at Risk Barrier | 65% of Initial Level Observed at Maturity (European) |

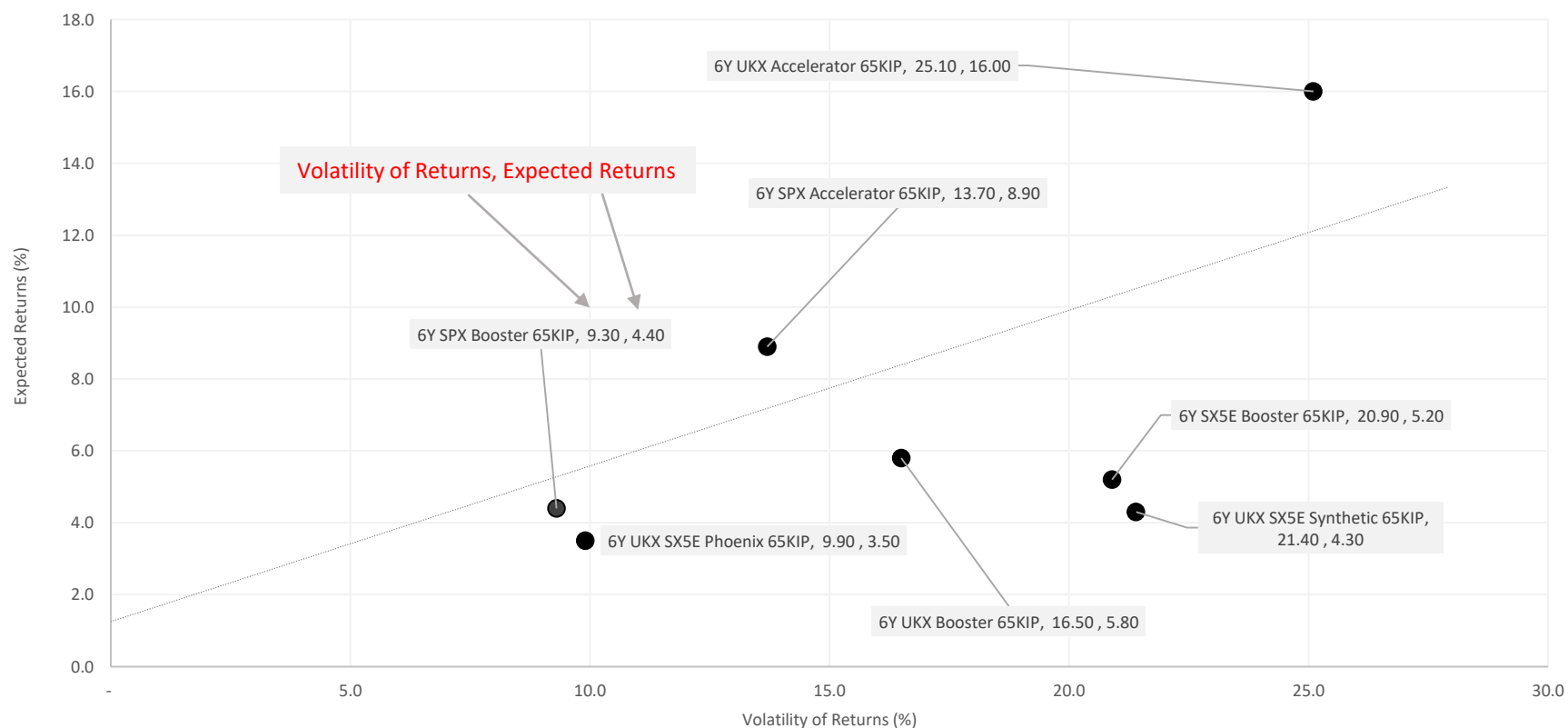
| UNDERLYING | COUPON |
|------------|---------------------------------|
| | COUPON AND CAPITAL BARRIER: 65% |
| UKX & SX5E | 5.80% |

| UNDERLYING | DIGITAL PAYOFF |
|------------|---------------------------------|
| | RETURN AND CAPITAL BARRIER: 65% |
| UKX & SX5E | 138.5% |



EFFICIENT FRONTIER: RISK VS RETURN RELATIVE TO A CASH/FTSE 100 TOTAL RETURN TRACKER

The Expected Returns and Volatility of Returns are the outputs from the stress test generated by Levendi Capital. The efficient frontier is a combination of cash and FTSE Total Return Tracker held for 6 years.





LEVENDI

INVESTMENT RESEARCH

DISCLAIMER

The contents of this document are communicated by, and the property of, Levendi Capital Limited. Levendi Capital Limited is an appointed representative of Thornbridge Investment Management LLP which is authorised and regulated by the Financial Conduct Authority (“FCA”).

The information and opinions contained in this document are subject to updating and verification and may be subject to amendment. No representation, warranty, or undertaking, express or limited, is given as to the accuracy or completeness of the information or opinions contained in this document by Levendi Capital Limited or its directors. No liability is accepted by such persons for the accuracy or completeness of any information or opinions. As such, no reliance may be placed for any purpose on the information and opinions contained in this document.

The information contained in this document is strictly confidential.

The value of investments and any income generated may go down as well as up and is not guaranteed. Past performance is not necessarily a guide to future performance.



LEVENDI

INVESTMENT RESEARCH

CONTACT

LEVENDI CAPITAL LIMITED

Cunard House
15 Regent Street St James
London SW1Y 4LR

Hercules Anastase

T: 0203 150 2848

E: hercules.anastase@levendicapital.com

www.levendicapital.com