

April 2013 The Orchid Grower

Orchid Growers' Guild of Madison
Website orchidguild.org



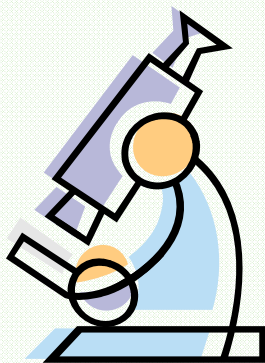
NEXT MEETING APRIL 21st, OLBRICH

Chuck Acker on

“Orchid Pollination, Process and Procedures “

The presentation at the next meeting will be a workshop by Chuck Acker on orchid pollination. We will all have a chance to have orchid sex!

There will be a video presentation of the mechanics involved in pollinating three different genera: Cattleya, Phalaenopsis and Paphiopedilum. After a discussion anyone who is interested in doing an actual pollination will have the opportunity to do so on some cut orchids that Chuck will be bringing along. Chuck, Lynn West and Linnzi Hodell will supervise those who want to do a pollination. Chuck hopes to have enough flowers for so that everyone will have a chance to practice. After a period of pollination practice, Chuck will give a brief lecture and closing, and then take questions.



Members are encouraged to bring magnification in the form of glasses or hand held magnifiers. The reproductive parts of some of these or-

chids are rather small. Lynn West will be bringing a dissecting microscope for us to look at the really small things like orchid seed and smaller pollen masses. This will be a fun, educational and interactive program that most people never get to see or partake in.

Chuck encourages members to bring an orchid that they may want to have pollinated, or at least see how it may be pollinated.

INSIDE THIS ISSUE

- Essay Contest
- Member Plant Stories
- Treasurer's Report
- March Meeting Recap
- Bolz Conservatory
- I Have A Secret 'n I'm Not Sharin' It!
- Orchid Quest Noteables
- Upcoming Orchid Shows
- “Bloomin’ On” at OGC
- OGG Ribbon Judging

Meeting

April 6 - Spring Orchid Sale
April 21 - Meeting Room
May 19 - Meeting Room
June Picnic - 24th

Meetings start at 1:30 pm at Olbrich Gardens unless otherwise noted

Up-Coming Events:

Officers and Committees

President:

Lorraine Snyder (2014)
lorraine.snyder127@gmail.com

Vice President:

Jill Hynum (2013)
jhynum@sbcglobal.net

Secretary:

Lynn West (2013)
west@mail.slh.wisc.edu

Treasurer:

Terri Jozwiak (2014)
lodijox@charter.net

Board:

Judy Williamson (2014)
jwilliamson@usgs.gov

Gary Brendemuehl (2013)
gbrendemuehl@verizon.net

Sue Reed (2015)
greed@chorus.net

Away Shows:
Rich Narf

Hospitality:
Volunteer

Librarian:
Liz Wood
ewood@biochem.wisc.edu

Membership:
Carrie Weisman
carrie.weisman@dwd.wi.gov

Newsletter:
Denise Baylis
jrbaylis@tds.net
Tom Clevon
tdclevon@yahoo.com

Orchid Quest 2012:
Judy Stevenson
judy_stevenson@sbcglobal.net
Heidi Whetmore
hwhetmore@gmail.com

Programs:
Judy Stevenson
judy_stevenson@SBCGlobal.net

Ribbon Judging:
Lynn West
west@mail.slh.wisc.edu

Web Master:
Gary Brendemuehl
gbrendemuehl@frontier.com


Liaisons:
Alliant: Judy Stevenson
AOS: Jill Hynum
MAOC: Judith Rapacz
Orchid Digest: Jill Hynum

OGG MONTHLY BOARD MEETING

The OGG Board meets on the second Tuesday of each month at 7 p.m. from September through May. The meeting location is the President's residence. All are welcome. Contact Lorraine Snyder for more information.

TREASURER'S REPORT

The auction of plants from Andy's orchids at the February OGG meeting netted \$200 for the Guild. Treasurer Terri Jozwiak reported to the Board that expenses for OQ 2013 were \$17,422 while revenues were \$23,495 for a net of approximately \$6072 as bills continue to trickle in.



Angraecum sesquipedale



MEMBER PLANT STORY

This is the first bloom for Melissa Williams' Kovachii hybrid, Phragmepedium Eumilia Arias (Schlimi x Kovachii). She grows it in the basement, about 12 inches below lights (6 T5 5,000 lumins) near a window. It likes it cooler, 70 or so during the day and cooler at night. Since it is seed grown, no two plants will be the same.


MARCH MEETING RECAP

At the March 2013 Guild meeting, Prof. Ken Cameron from the UW-Madison Department of Botany presented an overview of his ongoing research into the evolution and classification of *Porroglossum*, a fascinating genus of pleurothallid orchids. He initiated this research with a Colombian student named Elsy Buitrago, who he hoped would enroll in the Botany PhD program, but she has decided to pursue research into animal genetics at Northwestern. Nevertheless, she and Ken continue to collaborate on their project, which Ken titled, "The Power of Movement in Orchids". This title refers back to a book published by Charles Darwin, "The Power of Movement in Plants", and Ken reminded the audience that Darwin had a particular fascination with Venus' flytrap, sundews, climbing vines, and the orchid *Catasetum*, which forcefully "throws" its pollinaria after being triggered. The following is a synopsis by Prof. Cameron of his talk.

There is little doubt that Darwin would have been as enthralled by *Porroglossum* orchids as he was by *Catasetum*, because these have evolved a trigger-sensitive labellum that can snap shut, presumably to capture an insect pollinator just long enough to ensure that the transfer of pollen from one flower to another is successful. The three short video clips shown demonstrated this phenomenon. Certainly there are other orchid genera that have mobile lips attached by a hinge (*Bulbophyllum*, for example), but those are all examples of passive, purely mechanical movement. In the case of *Porroglossum*, the movement is active and induced by a trigger which can be reset, the full mechanics and physiology of which remains to be explored.

Remarkably, *Porroglossum* is not the only genus of pleurothallid orchids that has evolved this specialized means of floral movement. The small genus *Acostaea* does something similar, as does *Condylago rodrigoii*. For this reason, Dr. Carlyle Luer classified these three orchid genera together in his 1987 monograph (*Icones Pleurothallidarum IV*), but results of a DNA study strongly indicate that the three genera are not closely related. This means that


they evolved their specialized lip movement mechanism independently, and also implies that gaining and perhaps losing this mecha-



Photograph by Joost Riksen
Porroglossum meridionale in action

nism is not terribly difficult to do within the orchid subtribe Pleurothallidinae. In fact, the evolutionary family tree (the 'phylogeny') of these orchids shows that the 35 or so species of *Porroglossum* are most closely related to *Masdevallia*, *Dracula*, and *Trisetella*. In an attempt to sort out the relationships among the groups of genera and species, Elsy and I have been sequencing the DNA from several different genes located within the cells of these orchids. The genes sampled are located within the chloroplast genome (which are inherited only from a plant's female parent) as well as genes from the nucleus genome (of which there are two copies: one inherited each from the mother and the father). The preliminary results indicate that the morphology of the flowers of *Porroglossum* is a good predictor of their relationships. For example, there is one species (*P. eduardii*) that grows by a creeping habit, and has large red flowers produced on a long inflorescence. Previous taxonomists classified this species in its own subgenus *Porroglossum* subg. *Eduardii*. The DNA analysis shows that this species is significantly different

(Continued on page 4)



Photograph by Peter Breeder
Porroglossum nutibara

from all the rest. It does indeed deserve to be in its own subgroup. Likewise, all of the species with hairy inflorescences have been classified in a section called *Porroglossum* subgenus *Porroglossum* section *Echidna* and DNA sequence data place them together.

We saw examples of how the DNA data is mostly useful in confirming hypotheses of relationships within *Porroglossum*, but with one unexpected surprise. There are a small handful of *Masdevallia* species that have never fit comfortably within that genus because their morphology is so divergent from the rest. Among these species are *Masdevallia erinacea* and *M. pygmaea*. Early DNA studies by other researchers confirmed that these species should be transferred out of *Masdevallia*, and perhaps into their own genus. The new genus name *Diodonopsis* was proposed for them. Elsy and I sampled *Diodonopsis erinacea*, and what we discovered has us scratching our heads. This species is firmly embedded within *Porroglossum*. Does this mean that one lineage of *Porroglossum* has lost its active, snap-trap labellum? Could *Diodonopsis* actually be a natural hybrid between *Porroglossum* and another orchid genus? Further data are needed. In fact, it is surprising that biologists actually know very little about the mechanics, pollinators, reproductive success, or basic ecology/biology of these remarkable orchids. Fortunately, the next generation of young orchidologists has begun to take a look at them. Already, new species have been discovered (some by my current PhD student Alfonso Doucette), and so the deficit of knowledge currently in hand about these high Andean orchids will hopefully be replaced with a greater understanding. I also hope that by profiling *Porroglossum*'s

unique movements via video clips and demonstrations, more orchid growers will attempt to cultivate them (nearly all of the species are available as nursery grown plants through EcuaGenera).

To view video clips of different *Porroglossum* species in action, visit http://www.youtube.com/results?search_query=porroglossum. These are amazing plants that could easily capture the attention of young people who otherwise might not take an interest in orchid biology.

--- Ken Cameron

MORE ABOUT MECHANICS....

The genus *Acostaea* comprises four species native to Central and South America, the most common of which is *A. costaricensis*. The species are all very small, with the lateral sepals of the flower fused into a synsepal. The lip responds to touch by snapping upward against the column, which serves to trap an insect temporarily and force it to pollinate the flower. All species have two pollinia.

Condylago rodrigo (first described as *Stelis rodrigo*) is the sole species of the genus *Condylago*. The generic name refers to the articulation of the lip which, like the genus *Acostaea*, is sensitive and snaps up when triggered. The leaves are up to about 4" long. Each inflorescence has many flowers and each flower may last for several months. This orchid has no pseudobulbs.

In *Acostaea*, *Condylago* and *Porroglossum* the labellum is sensitive and springlike. It has evolved independently in these three genera. The spring mechanism works by turgor changes in *Porroglossum*. In *Acostaea* the labellum is under tension with the broad base of the curved column, and a stimulus causes the lip to snap suddenly upward and trap the intruder. [Nelis A. Cingel]

I Have A Secret 'n I'm Not Sharin' It!

By Cleo Kiergaard

Orchids are part of my life & home. All kinds of them have lived in the same space I do for 50+ years. In the winter they are my curtains. In the summer we can see outside again! However, there's no place to set anything down!

I grow smaller mounted orchids in our living space—not the basement or garage. When I first saw these lovely little things at Oak Hill Gardens years ago, I was mystified as to how one could grow them as they are so small. Do you have to water them every 15 minutes? Where could you put them? What do you hang them on? But I bought a couple anyway & hung them on the outside of a water glass which I had placed in a saucer. Before long I had too many & had run out of glasses! So, what to do?

Then later when I was at Orchids Garden Center (OGC) I noticed they had some on an obelisk hanging from the roof. They still have 1 or 2 obelisks hanging, but what's even better is, now, they have walls full of them hanging off wire fencing! It's an orchid addicts dream. Seeing those obelisks rang a bell! Went home & out to the yard where I started looking at the obelisks I have for 'climbers' in the summer. Tried hanging one of my little guys on it & immediately it slid down the wire about a foot! So, next step was to go find an obelisk that had



Two larger obelisks covered with mounted orchids

closer crosshatching. Found one, took it home, loaded it with little orchids, hosed them down & discovered it was pretty heavy when I went to move it. Back to the store to see if I could find lighter weight ones. I was successful! Low & behold, before long I noticed the orchids on the obelisks were doing much better than their siblings who were in pots! Can you guess why? Do you think it had something to do with air circulation & quick drying? Now there are several obelisks covered with these lovely little things all over the house. We have lots of fun watching them grow & flower in the living room (intermediate/warm/hot) & my sunroom (cold/cool/intermediate). Ok, so I'll share the 'secret' of how I grow these little things so you can do the same. Let's start with the general conditions needed by all orchids to thrive. They are: Light: shade, part

(Continued on page 6)

shade, medium, bright, part sun, full sun, etc. Some will use foot candles to measure this. You can supplement light if needed. Temperature: usually listed as cold, cool, intermediate,



Fun to see & crosshatching of about the right size

warm, hot or with actual degree ranges. Water: How often does it rain in their natural habitat. DO NOT EVER use soft water when watering your orchids. It will kill them. Humidity: Most all need at least 50%--some much more. You may need to add a humidifier. Also, find yourself a couple thermometers with hygrometers & you're in business. Air Circulation: It has to be good! It's easy to stick a few fans around summer & winter.

Remember there are micro climates in every room or corner of your yard, so you may have several different climates in the same area.

You can easily find the values needed on labels that come with your orchids from OGC. Group your little guys with those needs in mind & then place your obelisk where you can come closest to these growing conditions. Air circulation & humidity I think, are the two most important things inside the home. Mine do well when I have the humidity at 50% or higher. Obelisks allow good air movement & watering all around the plant since the obelisk is open in the middle. Larger mounted orchids grow in the same manner, but may need larger/heavier support.

So how do you keep these little critters hydrated without getting water all over your floors? I place mine on a regular plant turntable which is on a plant caddy. There are pebbles on the top of the turntable. Pebbles aren't necessary but they do make it look neater & hold the drips from watering. Believe me, there will be drips! The turntable allow you to rotate the obelisks easily so all sides get even light. Just give them a quarter turn every other day or so. The plant caddy allows you to move the whole thing easily. Since they are small & open on all sides, they do need to be watered more frequently than potted orchids. Mine get showered every 3-5 days. Simply place them in the shower and turn the water on. Check the temp so you don't freeze or scald them. Remember don't use soft water. A sink with a sprayer is another option. I've even floated a couple in a bowl of water.

Fertilizing is a bit more time consuming inside than outside unless you have a faucet attachment you can use to spray them in the shower.

(Continued on page 7)

I use a spray bottle & do each one individually. That saves fertilizer from going down the drain & also doubles as a good time to check over each individual plant. In winter, some may need less water & fertilizer. Others go dormant & need no, or very little, water & no fertilizer. Know your orchids needs, meet them as best you can & they will thank you for it with nice flowers.

In the summer guys go outside in an appropriate place where they are sheltered from storms. Shade cloth or an umbrella can be used easily to help protect from the scorching sun. To water them I just stick their little 'feet' in the ground, grab a hose & wet them down. Fertilizer can be provided with a hose attachment. Noth'in' easier! When it starts storming, they get grabbed quickly & placed on the patio where they have more protection from wind, hail, etc. Mine are generally under an overhang, so when we have a gentle rains, they get their feet stuck out in the yard so they get a good soaking.

You don't want to put them outside because you think squirrels, chipmunks, etc. will 'eat 'em? Well, they won't. They generally don't eat orchids. They are looking for a place to bury what they've already found. Good News! Mounted orchids generally don't have enough or type of medium that things can be buried in, so they are relatively safe. I have occasionally found a chipmunk perched up on the top of an obelisk munching on a sunflower seed. Squirrels may climb an obelisk when it is new to your yard but after that ignore it. I have seen them sniffing the flowers, but that's it! Nor do they 'eat' potted orchids. They sure can make a mess though-- including broken pots.

If you are growing mounted orchids of any size in your basement, you don't need to be as 'neat' as when using an obelisk in the living room. There are all kinds of ready-made mounting material you can purchase & set

up. Just make sure you have good drainage & one with supper air circulation & ventilation as well as adequate lighting.

I hope you will enjoy these wonderful little guys (& their larger siblings) as much as I do. Ones I have the most fun with are: Onc. Pussilla, Tubecentron Niu Girl, Aerangis hyaloids, Aerangis citrata, Podangis dactyloceras [this is my favorite], Sophronitis coccinea, Den oligophyllum, Den. rigidum, Ascocentrum curvifolium, Gastrochilus japonicus. Go out to OGC soon & treat yourself to 3, or 6, or 9 of them. You'll really have given yourself a treat. I'm sure you have that many glasses in your house!! If not, they have obelisks I'm sure.

If you decide you want to mount some of your orchids that are now in pots, it's easy & fun. You can be a bit creative if you choose to or not. Maybe we'll talk about that in a month or two.

Have fun growing.



MEMBER PLANT STORY

Steven Thimling grows his *Tuberolabium (Saccolabium) escritorii* in an orchidarium. This miniature orchid is a sequential bloomer with fragrant flowers.



Mid-America Orchid Congress

Held in conjunction with
Ann Arbor Orchid Festival
Matthaei Botanical Gardens
1800 N. Dixboro Rd. Ann Arbor, MI 48105

April 19-21, 2013

Kensington Court Ann Arbor
610 Hilton Blvd.
Ann Arbor, MI 48108

MOAC REPRESENTATIVE WANTED

We are looking for at least one OGG representative to Mid-America Orchid Congress to join Judith Rapasz. Wayne King has been one of our representative for many years and he is stepping down. MAOC is an organization of orchid societies dedicated to preservation of orchids in their natural habitats, the propagation of orchids by seed and cuttings, the development of new and better plants through breeding, and providing information to growers who subscribe to their principles. The MAOC holds a meeting and show each Spring and Fall sponsored by one or more of their member societies. MAOC provides internationally recognized speakers on orchid topics and workshops for members of their societies. The MAOC sponsors six American Orchid Society judging centers in central US and Canada, and cooperate with the American Orchid Society in training orchid judges, supporting the judging centers, and providing information to individuals who grow and show orchids.

The Guild provides reimbursement for travel expenses to attend meetings. Members are expected to report back on these meetings which are recounted in the newsletter. If this sounds like something you might be interested in doing, contact Lorraine Snyder.

CASH FOR BEST ESSAY

The Mid-America Orchid Congress invites you to enter their essay contest. Write an essay on "Travels with Orchids" -- and win up to \$100.00! The essay should be no more than 500 words in length and submitted no later than October 1st to Doris Asher (asherdoris@juno.com) -- winners will be announced at the Congress' Sunday Business Meeting in Dayton, OH, October 20, 2013. You do not need to be present to win. First prize wins \$100.00; second, \$50; third, \$25. All three prize-winning essays will appear in future issues of the Congress's newsletter, The Mid-American.

For more information or if you have questions, contact Doris Asher via email or by phone (517-332-0004).

BOLZ CONSERVATORY

When not in bloom, Olbrich's orchid collection is cared for in the production greenhouses then moved for display in Bolz Conservatory.

Some of the miniature orchids are placed in the orchidarium outside the doors to the conservatory. The bottom of the case is lined with sheet moss and has openings at the top to allow for air circulation. A small fluorescent light keeps most of the plants flowering for weeks. The orchids have to be misted every single day as they would normally live in a wet, tropical environment, often bathed in fog or mist.

Next time you are at Olbrich, be sure to take a look at the orchids on display.

Clock-wise from upper right: *Gongora truncate*, *Dendrobium trigonopus*, *Gastrochilus bellinus*, and *Guarianthe aurantiaca*



Photographs by Denise Baylis

ORCHID QUEST, 2013 NOTEABLES



Vndps Newberry Whimsy (*crinata* x *philippinense*),
Second place grown by Walter Crawford of Wisconsin Orchid Society



Paph Gaymaid 'Juliet' (*Dramatic* x *Chianti*)



Masd scabrilinguis species **First Place** and **Best of Classes**, Walter Crawford Wisconsin Orchid Society



C coccinea var *caragatatuba* species **second Place** and
C coccinea species **First Place**, both grown by Walter
Crawford, Wisconsin Orchid Society



Paph Insigne 'Harefield Hall' Orchid Trading Company



Paph unregistered hybrid (Greensleeves x Acker's Pinnacle), Mary Tarkinow, Wisconsin Orchid Society



Paph Martin 'Bob Cryder', Anything Orchids



Rcv Sander (B. culcullata x Rl. Digbyana) *First Place*, Larry Sexton, Batavia



Blc Fortune's Height 'Frisly', *first place*, Orchids by Hausermann



Dendrochilum wenzelii *Second Place*, C & J High, Illinois Orchid Society



Paph Velvet Smile (Velvet Spot x Big Smile), *Second place*, Orchid Inn



Cym Balkis 'Exquisitum' (Cym Alexanderi x Cum Rosanna), Orchid Origins



Ctt. Jewel Box 'Dark Waters' (Gur. aurantiaca x C. Anzac), Nile & Lois Dusdieker, Eastern Iowa Orchid Society



Den. Trigonopsus



Paph FC Puddle (actaeus x Astarte), Eastern Iowa Orchid Society



Den woodsii 10.24 Batavia

THE ILLINOIS ORCHID SOCIETY

Presents

Spring into Orchids!

April 6 and 7, 2013
Chicago Botanic Garden
Glencoe, IL

NEWOS OGG Ribbon Judging 2013

Set-up Terri Jozwiak and Take-down Rich Narf

OGG Exhibit

First Place

First Place

Meg McLaughlin	Phal (Rose Tris x Brother Passat)
Terri Jozwiak	<i>Encyclia cordigera</i>
Terri Jozwiak	Dtps. Green Apple 'OX1551'
Terri Jozwiak	Paphiopedilum Lowii 'SVO' AM/AOS x self

Second Place

Meg McLaughlin	Phal (schilleriana x Morgenrot)
Meg McLaughlin	Caulaelia Snowflake 'Northland' (Caularthron bicornutum x Laelia albida)
Meg McLaughlin	Bl Morning Glory 'H&R' (Brassavola nodosa x Cattleya purpurata)
Rich Narf	<i>Dendrobium atrovioleaceum</i> 'Pygmy' x 'H & R'
Rich Narf	Lc. Puppy Love 'Easy Looking' (Cattleya Dubiosa x Laelia anceps)
Terri Jozwiak	Dtps. Long Pride Green Pixie (Phal. Sogo Gotris x Phal. Stone Dance)

Third Place

Meg McLaughlin	Paphiopedilum Sioux (Paph. Winston Churchill 'Redoubtable' FCC/AOS x Gigi 'Malibu' AM/AOS)
Terri Jozwiak	Dtps. Taida Salu 'Alisan' (Salu Spot x Happy Beauty)
Terri Jozwiak	Phal. unknown hybrid
Terri Jozwiak	Phrag. Acker's Superstar '4N' x Phrag. wallisii

“Bloomin’ On” at OGC

Often called the “Alien” or ‘Octopus” orchid, *Dendrobium spectabile* is indeed, as the name implies, a spectacle to behold with its many large, cream-colored flowers with rich red-brown-maroon markings. Overall, the flowers on this 1 ½ to 2 foot high (or more) plant are grotesquely beautiful with twisted, rippled and pointed segments. The flowers of this species are long lasting and have a honey like scent. I came upon this beautiful specimen during my recent visit to Orchids Garden Center. Here is a snapshot of one of several flower clusters on



Photo by Gary Lensmeyer

this plant.

In the wild, the orchid grows mainly as an epiphyte in tree canopies in the hot humid lowlands of New Guinea and the Solomon Islands. Culturally, the plant likes lots of bright light but not so much as to cause burning. Essentially, grow it in conditions similar to those used for cattleya. Maintain temperatures in the intermediate to warm range. Supply lots of water and fertilizer during spring and summer while the new canes are in active growth. As

Orchid Growers’ Guild, April 2013 page 14 of 16

the new canes mature towards fall, decrease water and don’t feed. Now allow roots to dry out between waterings to encourage flower spikes which emerge from little black nubs near the top side of the cane. The plant prefers to be pot-bound. Don’t bother about repotting, the roots will leap out of the pot and go where they want anyway. Be aware that cold temperatures and wet roots are to be avoided; they invite root rot.

This orchid usually takes 4-5 years from a seedling before a bloom appears. Most suppliers of *Dendrobium spectabile* offer small plants that seem to require a lifetime to get to bloom. Fortunately, OGC has mature plants that will flower this coming fall. Instant gratification! Here is a photo of these well-grown



Photo by Gary Lensmeyer

plants in the greenhouse.

More information about this “spectacular” orchid can be found at this You Tube address:

(Continued on page 15)

http://m.youtube.com/#/watch?v=qfhp9QaKGwo&desktop_uri=%2Fwatch%3Fv%3Dqfhp9QaKGwo

Currently, I'm going through a phase in which my attraction to mini/compact cattleya (catts) is close to getting out of hand. For me, the plants are easier to bloom than most standard size catts. The smaller size, vast range of colors/patterns and the ability of many to bloom more than once a year are characteristics that drew my attention to these "fun" plants. Once again, I fell for one of these beauties at OGC. Here is a photo that I took of the compact Slc.



Photo by Gary Lensmeyer

The 4 inch scarlet-red flowers seem to have a diamond dust effect that causes them to glow. The lip contains a yellow throat and the flower produces a sweet sent. Singel spikes usually produce multiple flowers. I grow these mini/compact catts at intermediate temperatures in my basement under T-5 lights. When a plant begins to set buds, I move it to a bright area upstairs where the temperature is a few degrees warmer (68 deg F). Experience has taught me

that the plants like to have a good air supply around the roots to prevent root rot. Plastic



Photo by Gary Lensmeyer

pots with slits on the sides and many drainage holes on the bottom seem to work well for me. Here is a picture of a mini-catt now in bloom (February 21st) contained in this type of pot at my home.



Here is the bottom of the pot.

During active growth the plant is watered with

(Continued on page 16)

dilute fertilizer, 20/20/20 (N/P/K). I allow the bark to dry between waterings. Once in a while, I will spray the leaves and drench the roots with a dilute Physan 20 antifungal solution.

Until next time.....happy growing!

Gary Lensmeyer and Cleo K.



Cymbidium sinense

ERRATA:

OGG RIBBON JUDGING FEBRUARY 2013

First Place

Sue Reed *Trisetella hoeijeri*

Steven Thimling Den Yukidaruma

'King' (Shiranami x Pinocchio)

Nancy Thomas *Cymbidium sinense*

UP-COMING EVENTS

April 6-7 — Illinois Orchid Society Show, Chicago Botanic Garden, Lake Cook Road, Glencoe, IL, goldrosej@att.net

April 19-21—Spring MAOC, to be held in conjunction with the Ann Arbor Orchid Society Orchid Festival, Ann Arbor, MI

September 14, 15 – Wisconsin Orchid Society Show, “Fall in Love with Orchids”, Mitchell Park Domes, Milwaukee, WI

October 18-20 - Fall MAOC, "Orchids N Art," Dayton Art Institute, sponsored by the Greater Cincinnati Orchid Society and Miami Valley Orchid Society

April 30-May 4, 2014— Orchid Society of Minnesota is hosting the Spring 2014 AOS Members' Meeting and Show, Mid-America Orchid Congress Meeting and Slipper Orchid Alliance, “Orchids A Growing Obsession”, Doubletree by Hilton, 1-494 at Hwy 100 in Bloomington

September, 10-14, 2014— 21st World Orchid Conference, “Orchids: Gold in the Green Age”, Johannesburg, South Africa

Spring 2015 - MAOC, Nashville TN

Spring 2016 - MAOC, Cincinnati/Dayton Area