

NOVEMBER
2020

The Orchid Grower

Orchid Growers' Guild of Madison

www.Orchidgrowersguild.org



Meeting Dates

- November 15
- December 20

Meetings start at 1:30 pm at Olbrich Gardens unless otherwise noted

Up-Coming Events

TBA

Officers and Committees

President:

Susan Reed (2022)
Greed@chorus.net

Vice President:

Cynthia Wadsworth (2021)
cynthia.wadsworth@thermofisher.com

Secretary:

Keith Nelson (2021)
nelsonridge@tds.net

Treasurer:

Denise Baylis (2022)
jrbaylis@tds.net

Board:

Lisa Linde (2023)
CrazyCatPlantLady@gmail.com

Nancy Thomas (2022)
mikeandnancy@tds.net

Carrie Weisman (2021)
cleocatz@msn.com

Away Shows:

Nancy Thomas
mikeandnancy@tds.net

Hospitality:

Volunteer

Librarian:

Open

NEXT MEETING NOVEMBER 15TH - ZOOM Meeting Kelsey L. Huisman: "In pursuit of *Teagueia* orchids: working to unravel an evolutionary mystery"

Kelsey is a PhD candidate in Evolution, Department of Botany, University of Wisconsin - Madison. She has begun a detailed study of the remarkable orchid genus *Teagueia*, which apparently has undergone explosive speciation in the Ecuadorean Andes. She is collaborating with Lou Jost, who has described over a dozen new species in this epiphytic genus within a few tens of kilometers of Banos, Ecuador, and with her advisor, Prof. Ken Cameron.

MESSAGE FROM THE PRESIDENT

Hello OGG members,
As the number of COVID 19 cases rise in our area, I hope all of you are staying well and are able to avoid gatherings and are wearing your mask!

Gary's distribution of the paph project plants at Olbrich went very well with everyone wearing a mask and keeping their distance. Thank you all for participating in a safe manner and especially to Gary for organizing this fun activity.

All of the Paphs were bought from Fred Clark at Sunset Valley Orchids (SVO) in California; Fred is the grower of our great Catasetums! He will be speaking at our December 20 Zoom meeting. Fred's talk will be on how to grow better orchids. Because Fred is speaking to us, he has offered us a chance to save on orchids bought from him with the code ZOOM giving us a 20% discount!

The basic shipping cost is \$20 which does make the price of an orchid go up but if we do a group order, the total shipping costs will be divided by the number of participants. So the shipping cost can come down drastically! If you are interested please contact me with the SVO number of the plant, the full name of the plant, and the plant cost, by Thursday, November 12.) Once the order is placed, Fred will give me an idea of the cost of

INSIDE THIS ISSUE

Catasetum Project	3
Colombian Quarantine	11
Mealybug Control	9
Miscellaneous	8
Next Meeting	1
Paph Project	4
President's Message	1
Show and Tell/Sept-Oct	5

Membership:

Carrie Weisman
carrie.wiesman@dwd.wi.gov

Newsletter:

Denise Baylis
jrbaylis@tds.net

Orchid Quest 2021:

Terri Jozwiak
lodijoz@charter.net

Programs:

Cynthia Wadsworth
cynthia.wadsworth@thermofisher.com

Ribbon Judging:

Open

Web Master:

Richard Jozwiak
OGGweb@charter.net

Liaisons:

AOS: Nancy Thomas
MAOC: Keith Nelson

(Continued from page 1)

the order and the shipping costs. Then I can tell you what your costs will be for the plants and the shipping charge. He usually ships first thing on Monday so the plants should arrive by Wednesday. You will then need to come to my house for pick up of your order the day after the plants arrive. You will pay me (the order will be on my card) when you pick up your plant(s). We can make some other arrangements if necessary.

Of course you may place your own order, you do not have to go in with a group order.

A group has done one order and the plants arrived with a hot pack and in great shape! Several of the *Catasetum* hybrids were in spike!

Cynthia has been working hard to find us great speakers! We have one of Ken Cameron's graduate students speaking to us at the November 15 zoom meeting. If you have any suggestions for speakers, let her know.

Gary's presentation at the October meeting was recorded and is living in the cloud. If you are interested I will send you a link.

We are continuing with our orchid show and tell. Please submit your orchid photos to Denise by November 7 in time for the November 10th Zoom discussion.

All of our Zoom meetings are for our members and friends. If you have friends who want to attend, please email me with their name and email address. I will then email a link to them. We cannot put our meeting Zoom information out to the general public due to people bombing the meetings.

Stay safe and warm!

Happy growing!

Sue



Nancy Thomas' *Phragmipedium* Acker's Fireworks (*Sunspot* x *besseae* v. *flavum*) "This delicately small-flowered phrag blooms for months every year from its newest growth. The only down-side is that it grows up and out of its pot vigorously so it's a challenge to keep it from becoming a "vine"."



Sue Reed's *Phragmipedium* Pink Panther (*schlimii* x *fischeri*), "I bought this little Phrag at the Milwaukee Orchid Show about 3 years ago. It grows in an east facing window in the sunporch and receives morning sunlight directly only. The room

is fairly light with a slight southern limited exposure. The plant sits in a swallow dish that water sits in. The room temperature varies with the seasons. Summer low 80's and in the super cold winter could be down into the 50's.

Last year there was one spike. This year there are three spikes! I have started using "Miller Microplex" 1/4 teaspoon/gallon, several times a year but for no more than about three months at a time. This addition seems to have made a difference in the blooming of my plants. Miller Microplex contains manganese, copper, iron, molybdenum, boron, magnesium, zinc and cobalt in small amounts. This complex is used in planted aquariums.

This month's Orchid Digest issue is all about *Phragmepediums*."

Catasetum Project November 2020

For most of you, the project plant may be showing signs that it is heading into dormancy. Leaves turn yellow, start to dry and eventually fall off the pseudobulb. Watering should be minimal at this point and eventually stopped to avoid rot during the upcoming, several-month rest period. For plants that still have healthy green leaves, routine watering/fertilizing regimen can be maintained.

Last month, photos of members blooms were featured. Others were received in the interim and are presented below.



Ctsm. fimbriatum 'Golden Horizon'



Ctsm. osculatum 'SVO'

X

As a reference point, the parents used in the cross for the project plant are included.



Thank you Keith Nelson,
Meg McLaughlin for your
pictures and kudos to your
growing skills.



Here are plants that have put out several growths but have not flowered as of yet. It will be interesting to see next year's pattern of growth. Thank you.

Photos courtesy of Lynn West and Doug Dowling

Paph Project November 2020

The Orchid Guild's second project, growing a *Paphiopedilum* (Paph.) orchid is in full swing with the distribution of plants to members early this October. As with the Catasetum project, presentations at meetings (Zoom for now) and growing guidelines published in our newsletter will be the means by which information will be communicated to participants.

The class Paph. comprises a broad range of types with varied cultural needs requiring a variety of techniques to grow successfully. In this project, we will discuss cultural requirements for this miniature Paph. and later, include culture of other types of Paphs. including maudiae, sequential, brachypetalums, complex, poparviselium, multifloral and species.

The project plant is a mottled-leaf paph pictured below.



Our Paph. is a hybrid resulting from a cross of *Paph Conco bellatulum*, a primary hybrid (*Paph. concolor* x *Paph. bellatulum*) and the specie, *Paph. thaianum*. The actual plants used in the hybridization are displayed at top right.

Orchid Growers' Guild November 2020 page 4 of 12

Paph. Conco bellatulum 'SVO' AM



Paph. thaianum 'Super Cute'



X

The parentage of this *Paph.* consists of *Paph. concolor*, *Paph. bellatulum* and *Paph. thaianum* found in the warm climates of Asia (China, Thailand, Laos, Cambodia, Thailand, Burma, Vietnam). They grow in forest litter/leaf mold and decomposing limestone in cliffs/outcroppings under trees that provide a range of high shade to dappled light. They are found at elevations of 400-1000 meters - as a reference, Madison is around 900 meters - and usually bloom in spring.

Detailed cultural instructions will appear in upcoming newsletters. The plant requires low light from a northern or east window. With a west window, shade can be provided with a sheer curtain or something similar. Temperatures should be near 70 degrees since these are warm growers. The plant requires a moist but not water-logged media. The Paph. is planted in a free-flowing/draining media. Water thoroughly just before the bark/perlite media starts to dry. Do not let the media go completely dry. To prevent rot, avoid getting water into the crown of foliage. Do not over-fertilize, I repeat, **do not over-fertilize**. In general, Paphs. require much less fertilizer than do other orchids. My regimen, when using Michigan State Fertilizer for RO or tap water, is to use 1/4 of the recommended amount per gallon of water which translates to 1/4 teaspoon, rather than the usual 1 or 1/2 teaspoon of fertilizer per gallon of water.

Have fun with your plant.

More to come.

Happy growing!
Gary Lensmeyer, glmsnwi@gmail.com

September-October Show and Tell Participants

Connie Muscavitch
 Connie Muscavitch
 Doug Dowling
 Jeff Baylis
 Jeff Baylis

Jeff Baylis
 Kathy Johnson
 Keith Nelson
 Keith Nelson
 Keith Nelson
 Keith Nelson
 Keith Nelson
 Lynn West
 Nancy Thomas
 Nancy Thomas
 Nancy Thomas
 Sandy Delamater
 Sandy Delamater
 Sandy Delamater
 Sandy Delamater
 Sue Reed

Sue Reed

Sue Reed
 Sue Reed
 Sue Reed
 Susan Reed
 Terri Jozwiak
 Terri Jozwiak
 Terri Jozwiak
 Terri Jozwiak

Terri Jozwiak


Catasetum expansum ('Myra' HCC/AOS x 'Midori' AM/AOS)
Catasetum fimbriatum 'Golden Horizon' x *Catasetum osculatum* 'SVO'
Christensonia Vietnamica x *Neostylis* Lou Sneary
Brassavola cucullata
Brassolaeliocattleya [now *Brassocatanthe*] Empress Worsley 'Roman Holiday' HCC/AOS (*Brassanthe* Bill Worsley x *Cattleya* Red Empress)
Psychopsis Mendenhall (Butterfly x *papilio*)
Dendrobium unknown
Angraecum distichum
Brassavola nodosa
Dendrobium unknown hybrid
Epidendrum nocturnum
Pot. Ruby Delight x *Slc. Angel Eyes*
Brassavola David Sanders (*B. cucullata* x *R digbyana*)
Cirrhopetalum (Bulbophyllum) tingabarinum
Paphiopedilum Shin Yi's Pride 'SVO' x Lady Isabel 'DD's Orion'
Phragmipedium Acker's Fireworks (Sunspot x *besseae* v. *flavum*)
Dryadella elata
Ornithocephalus inflexus
Schoenorchis tixieri
Stanhopea wardii
Neostylis (Vandachostylis) Lou Sneary 'Bluebird' (*Vanda falcata* x *Rhynchostylis coelestis*)
Oncidium (Oncidesa) Sweet Sugar 'Lemon Drop' (*Oncidesa* Aloha Iwanaga x *Gomesa varicosa*)
Paphiopedilum gratixianum
Paphiopedilum Maudiae 'Los Osos' x *fairrieianum*
Phragmipedium Pink Panther (*schlimii* x *fischeri*)
Cischweinfia sheehaniae
Acampe ochracea
Bulbophyllum dearei
Cattleya Mrs. Mahler 'Mem. Fred Tomkins' AM/AOS (*bicolor* x *guttata*)
Oncidioda (Oncidium) Chaculatum 'Golden Pacific' (*Oncidium Charlesworthii* x *Oncidium maculatum*)
Psychopsis



Terri Jozwiak's *Psychopsis*. "It had a terrible setback and died back. I repotted it, had to cut all the blooming stalks off because the tips died. You don't cut off the blooming stalks on a *Psychopsis* because the next bloom will be on the same stalk but all the tips died so I did cut them off. It has started to come back. It now has 2 new blooming stalks. I am very happy with it."



Jeff Baylis' *Brassolaeliocattleya* [now *Brassocatanthe*] Empress Worsley 'Roman Holiday' HCC/AOS (*Brassanthe* Bill Worsley x *Cattleya* Red Empress)



Sandy Delamater's *Schoenorchis tixieri*
 "This is a mature size plant on a 3in. stick, plant size-1 1/4in wide x 3/4in long, six blossoms. Have had this orchid for 1 1/2 yrs, has flowered twice. I finally was able to take a better close-up of some flowers. There are seven flowers."



Sue Reed's *Paphiopedilum gratixianum*, "This plant is a species found in Northern Vietnam at fairly high elevations where the winter temperatures can drop down to the 40's. This grows in my sunroom which can be cool (in the 50's) in the winter but pretty hot low 80's in the summer. The plant took until now (maybe 2 years) to thrive and it is blooming this fall. My humidity isn't necessarily high, but I do try to keep water in the humidity trays that the orchids sit on top of. This is a small paph and considered to be a fairly rare species. One place I read said this species blooms in the spring and might like a cool dry winter. But Iospe Orchid Species



Doug Dowling's *Christensonia Vietnamica x Neostylis* Lou Sneary, "I've had this plant for several years. It's been a reliable bloomer and doesn't require any special care. The flowers lightly "tinted" and are long lasting. This is grown under LED lights. I believe I purchased it from Natt's."



Nancy Thomas' *Paphiopedilum* Shin Yi's Pride 'SVO' x Lady Isabel 'DD's Orion', "I bought this plant from our members' sale table at Orchid Quest a couple of years ago. I haven't been able to find a registered name for this hybrid or pictures of it on the web so I didn't know how the flower would look until this first blooming.



Sandy Delamater's *Stanhopea wardii*, "I bought this orchid in 2007 from Herman at Oak Hill Gardens in Chicago. Every year at this time this orchid sends two spikes with five flowers each, the flowers usually open all at once and wow what scent! fills the entire house. The flowers usually last for about 1 1/2- 2 wks. Each flower is 4 in x 4 in."



Terri Jozwiaks's *Acampe ochracea*. "This was bought 7 or so years ago at Orchids Garden Center. The plant is HUGE hanging about 2 1/2 feet. It blooms every summer, when there are no OQ meetings and I cannot show it off. But note how tiny the blooms are, the entire circle of flowers is only about 2 inches with each flower about 1/2 inch. It always makes me laugh because it is one of my biggest plants but with the tiniest blooms!!"



Keith Nelson's *Dendrobium* unknown hybrid



Terri Jozwiak's *Cattleya* Mrs. Mahler 'Mem. Fred Tomkins' AM/AOS (*bicolor x guttata*) "has a beautiful dark pink and maroon with spots. It only bloomed one flower this time but usually has a bunch."



Keith Nelson's *Brassavola nodosa*, AKA "Lady of the Night" due to its citrus and gardenia-like fragrance which begins in the early evening. "This was initially on a rock, an Epiphyte, and outgrew it. I took it off and put a piece on the hickory slab. It lives in an entranceway where it gets lots of light and very warm summer temperatures, to 90 degrees. It is very fragrant just after sunset. My Brassavolas bloom intermittently, whenever they want."




Keith Nelson's *Epidendrum nocturnum*, AKA Night Fragrant Epidendrum, "It looks like I got this from Steve in 2017. It lives in a bright entranceway. I gave it too much light a year ago and it got a little sun burned so I put it under a shelf. It is growing well and now bloomed for a first time, and has another bud."



Lynn West's *Brassavola David Sanders* (*B. cucullata* x *R. digbyana*) "This is a plant that I grew from seed purchased as *Rhyncholaelia digbyana* in 2007 from the orchid seed bank project. As it grew it became obvious it was not *R. digbyana*, the leaves looked like a *Brassavola*. It finally bloomed for me last week. Unfortunately three petals/sepals fused together. But based on how the rest of the flower looks, I think it might be *B. cucullata*, but the lip isn't long enough and the leaves are very upright instead of hanging down. The backside of the petals/sepals are very pink. It looks more like the hybrid *Brassavola David Sanders* which is a cross of *B. cucullata* and *R. digbyana*. Maybe that's how the seed got mislabeled. It has another new growth coming which will hopefully will develop OK.

The new growth on the David Sanders developed during the summer and I can place it on my seed heating mat to help keep it warm as the house gets cooler this fall. Hope the next flower develops properly!"



Susan Reed's *Cischweinfia sheehaniae*. "According to [Orchid Species](#): This is recently described and found in Colombia as a cool to warm growing epiphyte. I grow it in an orchidarium, which can be quite warm in the summer and cooler in the winter. It is a very small plant and now has two more spikes. I believe I bought it at one of the Guild's auctions. It needs to be divided and repotted so look for it at an OGG auction!"



Jeff Baylis' *Psychopsis Mendenhall* (Butterfly x *papilio*). "I purchased it two years ago at Orchid Quest. No old bloom stalks, so it is blooming for the first time. All it did for two years is get bigger, no blooms. I had to repot it in the spring as it was at the edge of the pot. Now it has two spikes, both in bloom!"



Terri Jozwiak's *Bulbophyllum dearei* "The Bulb. dearei bloomed! I had repotted all my *Bulbophyllums* and then gave them more humidity and they loved the humidity. I haven't seen this particular orchid bloom in a long time!"



Kathy Johnson *Dendrobium unk.* "Got these two "plants" for \$1 at auction last year because many people thought they were dead...surprise!"



Sandy Delamater's *Ornithocephalus inflexus*. "I've been growing this plant for two years, I love the fan shaped plant, flowers are cute. There are forty four flowers total on the four spikes, each spike is two inches long. Fan is four inches wide, top to bottom of plant four inches by two inches, mounted on four and one half inch long by two inch diameter wood."



Connie Muscavitch's *Catasetum expansum* ('Myra' HCC/AOS x 'Midori' AM/AOS)



Keith Nelson's *Pot. Ruby Delight* x *Slc. Angel Eyes*, "This came from Sunset Orchids at the September 2019 Milwaukee Orchid Show. It lived outside all summer where it started the bloom spike. It was flushed with hydrogen peroxide before bringing it inside."

Growing Tips *Paphiopedilum*

AOS Webinar
"Paphs! Their Care and Understanding,"
by Dave Sorokowsky of Paph Paradise



During part of the presentation Dave listed some species of *Paphiopedilum* that he recommended as easy ones to start with. They are *venustum*, *wardii*, *deleatii*, *villosum*, *gratrixianum*, and *henryanum*.

On re-potting, the Maudii types and the hybrids can be re-potted anytime. Species are re-potted in the spring when it starts getting warmer. The media mix he uses for re-potting is 50% Orchidata Classic, 30% Perlite, and 20% Charcoal.



Sandy Delamater's *Dryadella elata*, "I have been growing it for two years, first bloom, eight flowers. Plant is five inches top to bottom, four inches wide, mounted on five inch by two inch slab."



Nancy Thomas' *Cirrhopetalum (Bulbophyllum) tingabarinum*, "This little plant usually blooms annually with more than one flower stalk. It's mounted on fern bark, watered daily using a drip system, and kept under fairly high fluorescent light."

OGG MARKET PLACE

- 2 4-Bulb 24" T-5 fixtures, No bulbs
- 2 100 watt HID fixture. Have bulbs but may not last or work

Offered for free, contact Doug Dowling d2msnwi@gmail.com or 608-244-2123

REMINDER

OGG annual membership renewals are coming due December 31. The cost remains the same: \$10 for a student, \$20 for a single membership and \$25 for a household.

MEALYBUGS! UGH!

DEATH BY SPINOCIDE

In our recent Zoom meeting of the Orchid Growers Guild, Gary Lensmeyer mentioned an organic gardening product he had found that works really well controlling mealybugs. The product has the unlikely name of Bonide Captain Jack's Dead Bug Brew. Its active ingredient is spinosad, which is a mix of Spinosyn A and Spinosyn D. These are large complex molecules, with a molecular weight of 748 and 760 respectively (formula for Spinosyn A is $C_{41}H_{65}NO_{10}$). So these will not likely get into a plant except through stomates, and will not have a systemic effect. They kill insects by contact or ingestion. I decided to research spinosad to see if it might be a safe form of insect control for home use.

History

Spinosyns are a natural product of aerobic fermentation by the soil bacterium *Saccharopolyspora spinosa*. The species was first discovered in 1985 in soil samples taken from the rum distillery of a defunct sugar cane mill in the Virgin Islands. The sample was assayed by a team from Eli Lilly, looking for useful microbes. This was part of a program that dates back to the discovery of penicillin, when pharmaceutical companies realized bacteria and fungi might be a source of useful compounds. A gold rush of sorts followed, reaching its peak in the 1950s and 1960s, but some programs have continued long after. The Eli Lilly team found that the fermentation broth from *S. spinosa* killed insects. However, at first they could not isolate the active chemical, as it was extremely powerful, but produced by the bacterium at levels well below the limits of detection. After improved methods, they were finally able to identify it. Then after years of genetic engineering of the bacterium, they got the yield up to commercial levels. Today, Spinosad is manufactured by Dow Chemical and marketed as safe organic pesticide for agriculture. It is sold retail by several secondary manufac-



Quick Tip

During a recent OGG Board meeting the discussion wandered into the topic of mealy bugs. I would like to suggest members consider the use of hydrogen peroxide. During several AOS Webinars and in several articles in the Orchids magazine the use of hydrogen peroxide is extolled. I have begun using it liberally and it has been very effective. As soon as I see a bug I spray it, I spray the potting medium, and also spray any plants near it. The humidity tray also gets sprayed. Peroxide can be used full strength from the bottle. It is harmless to the plants. After killing the bug it rapidly decomposes to water. I have also used it as a drench. Before I bring plants in for the winter I often pour hydrogen peroxide through the potting media. This can be done several times. The peroxide kills bugs, slugs, snails, etc. in the bark which then become fertilizer.

Keith Nelson

turers such as Bonide. Dow has yet to really push the product, as it is awaiting certification from other countries. It has US certification.

Effect

Spinosad operates as an insecticide by a unique pathway not shared with any other insecticide. It targets the nervous system by hyperstimulation. It has no effect on mammals and birds. Extensive tests has shown it does not produce tumors or cancer. It is now used to control fleas and ticks in domestic animals, and in humans to control head lice. It has not been shown to act as a bactericide or fungicide.

Disadvantages and Cautions

Spinosyns are not very stable compounds in

(Continued from page 9)

sunlight. Half-life in water in sunlight is less than one day. Dried on a leaf half-lives are 2-16 days. It is very stable dry and in the dark, and it is widely used to protect stored grain for up to a year. Because of its instability in water, it should be kept in an opaque container and out of sunlight. I purchased it online as a concentrate, and will mix it up as I need it. Don't expect it to have a long shelf life once diluted and in a sprayer. If you use it outside, DO NOT apply it to a plant being visited by honeybees or bumble bees. It is extremely toxic to Hymenoptera.

Why?

The evolutionary biologist in me wants to ask why a soil bacterium that lives by aerobic fermentation of sugar happens to secrete a powerful insecticide. Is it mere coincidence, and it is a waste product? I am a scientist, and we don't tend to believe in coincidence. Why would a bacterium that lives on sugar, waste sugar to make a complex organic compound? I suspect it is a direct result of natural selection. Colonies of bacteria that live on sugar would be competing with ants, bees and wasps that would 'steal' their

sugar. Secreting a toxin would get rid of the competition. In this case in the tropics, Hymenoptera.

Jeff Baylis

References:

This is a link to the National Pesticide Information Center at Oregon State University. It is an excellent link to the practical aspects of using Spinosad.

<http://npic.orst.edu/factsheets/spinosadgen.html>

Wiki:

<https://en.wikipedia.org/wiki/Spinosad>


Scholarly article on history of spinosad

The Journal of Antibiotics (2010) 63, 101–111

Herbert A Kirst

The spinosyn family of insecticides: realizing the potential of natural products research

<https://www.nature.com/articles/ja20105.pdf?origin=ppub>



Terri Jozwiak's *Oncidioda* (*Oncidium*) Chaculatum 'Golden Pacific' (*Oncidium Charlesworthii* x *Oncidium maculatum*) "It has 5 spikes but they are all on different timetables because they come out at different times. It is a pretty old plant and I don't remember where I got it."



Sue Reed's *Oncidium* (*Oncidesa*) Sweet Sugar 'Lemon Drop' (*Oncidesa Aloha Iwanaga* x *Gomesa varicosa*) "This is a nice windowsill-size plant with flowers that last several months. This plant is also in the sun porch close by the Pink Panther, so similar conditions, but it does not sit in water. I water all of my plants with rain water."



Sue Reed's *Neostylis* (*Vandachostylis*) Lou Sneary 'Bluebird' (*Vanda falcata* x *Rhynchostylis coelestis*), "This has a very nice fragrance that comes from the falcate parent. This is the first time I have had two spikes on this plant. It grows in the living room so the temperature stays pretty much the same all year round except for the little while when there is direct sunlight in the morning."

COLOMBIAN QUARANTINE

By Keith Nelson

I think all of you have used the on line Orchid Species Photo Encyclopedia to help with culture information, species identification, and just for fun. As an orchid hobbyist, I can spend quite a bit of time paging through the many photos. As you can see from the October 8th heading on the site, the creator Jay Pfahl was stuck in Columbia from March 3, 2020 until recently after visiting an orchid preserve. There is a great description of his exploration of the Messinia Biological Reserve and of his forced quarantine in Bogota in the September issue of Orchid Digest. It must be excruciatingly painful to be separated from his 3,000 orchids at his home in Key West. Subscriptions to the site, \$10 per year, are always welcome.

Following are excerpts from some emails I received from Jay reprinted with his permission:

In June I was able to move out of the apartment in Bogota and into his house which is in an 2000 acre Andean cloud forest at 9550 feet, basically untouched for years and is sided on both sides by properties twice as large and totally natural and no paths. I was able to explore these woods for 2 months every day going from 8500 feet to 11,000 feet. Tons of Orchids. I discovered 2 new Epidendrum. . . .

So far the Colombian government has been consistent and has extended the quarantine through the end of May. So all in all it is not bad here and I have hooked up my Colombian computer with my home computer in Florida so I can work on the site without a problem. We are healthy, happy and waiting to use our new reservations for June 4th {HAH} to get back to Key West. Biggest need is heat. I live at sea level in Key West a tropical paradise with 25,000. I am here at 8900 feet in Bogota and it is a city of 8,000,000 and the average temp is 65 degrees. Haven't been outside the building for 7 week. Thank god there is a rooftop terrace where you can walk and exercise if the sun is out.

2 months later

We are still in Colombia as of 6/12/20 and it appears day to day that we will be here through the summer, possibly mid-august at the earliest more likely end of September. Colombia is starting to open up a little but all cases came through the airports so they are going to start to fly within the country in a week or

so, but international flights are still on hold. Colombia has been doing really well with less than 20,000 cases. The really great news is I moved to my brother in law's house! He lives on the mountainside in a dwarf moss cloud forest in 1 of 70 houses on 7000 acres above the northern most part of the city. Think high end mansion with private security etc. It is beautiful and much larger space [LOL] than where we were in the city even though we are only 15 kilometers away. I do have to say that it is much colder. I am at 3000 meters and the property goes to 3400 meters. It is cold as you would know you could easily freeze to death outside at night if you couldn't get inside and inside is very cold because no one has central heat because of the logistics and expense. We just bundle up. Very damp and cold, really gets to you. I am surrounded by miles and miles of trails through forests even some [actually about 65 different types to date] orchids. I have been walking every day. So few people, no one needs to wear a mask, just social distance so I went on a long walk up and over the top of the mountain with 5 other people, we had all not left our houses in 60 days, fairly sure we were safe.



Lepanthes matisii

At least now at this property I can spend 2 to 3 more months hanging out and not go completely stir crazy.

I have included [a photo of] my *Lepanthes matisii* that I discovered more than 20 years ago and didn't get described till 2011 it is found on this property. I kept bugging Padre Ortiz about it until we all came to agreement that it was new. I knew from the start that it was new as it is a *Lepanthes* with a 1.25 cm wide flower on a 2" plant! There are a few others as large and I could never find a picture of mine so I knew it wasn't described as I had already been doing my website for 14 years at that point and had seen plenty of orchid photos. It is most similar in size to *Lepanthes escobariana* which there are photos galore as it is a cultivated species. Most unique to my

(Continued from page 11)



The view off the back porch, that's Chia below and the nearest neighbor.

species was the fact that it mimics a spider centrally and indeed there are many spiders in these woods. I asked if it could be named for me but there was a greater story to my *Lepanthes*. The site that I originally found it is exactly one day ride from central Bogota. In the later 1700's when Mutis¹ a Spanish botanist came to Colombia he hired a Colombian named Matis² to draw the orchids that were collected. 220 years later the Padre, Lisa Thorerle [the authors of the species] were in the library of the Javeriana where the Padre was the head librarian, and he showed us Mutis' folio which had just arrived as a gift from Spain, we opened the huge tome randomly and there was a drawing of my *Lepanthes*. The collection site was visited by Mutis back in 1750 or so and Matis drew a drawing of the orchid. It was not named but the drawing was an exact match. Therefore we all decided to name it after the Colombian [Matis] instead of the American [me].

Oh well Eric Hagsater thinks that I have 2 *Epidendrum* [*E chicoensis* in ed dissection sheet] here that most likely are new, I keep my fingers crossed that there might be an *Epidendrum pfahlia* in ed [dissection sheet for the formal description] out there.

My last month in Colombia I had a 4 wheel drive ve-

¹ José Celestino Bruno Mutis y Bosio (1732 – 1808) was a Spanish priest, botanist and mathematician. He was a significant figure in the Spanish American Enlightenment. Because much of his botanical work was lost or unpublished, he is known to history not as a great scientist, but as a great promoter of science and knowledge.

² Francisco Javier Matis (1763 – 1851) AKA Francisco Javier Matiz, was a Colombian-born painter and botanical illustrator noted for his work during the Royal Botanical Expedition to New Granada (1783–1814).

hicle and with my 43 years of trips to Colombia, Google Earth, The waze drive app and JAS Tracker I was able to go find great roads up into the best orchids areas of Cundinamarca, the capitol state of Colombia, like out Washington DC but much larger, which no one visits. True Colombian orchidists go to other parts of the country to look for orchids. They think that there are no good habitats. Hooyey! I found plenty.



Lepanthes matisii Luer, Thorerle & P.Ortiz
Mutis, J.C., Drawings of the Royal Botanical Expedition to the new Kingdom of Granada (1783-1816)

You stated that you worried about my orchids since I was not here for 7 months. Believe it or not they sur-



Epidendrum klotscheanum

vived fine. Certainly there were some problems but no great catastrophe and they are beginning to bloom again since I have been here for 2 weeks. Finally was able to get an international flight.

Thanks a million
Jay