

January
2022

The Orchid Grower

Orchid Growers' Guild of Madison

www.Orchidgrowersguild.org

Happy New Year!



Meeting Dates

Meetings on Zoom at 1 PM

- 2022, January 16
- February 20
- March 20
- April 24
- May 15
- June Picnic TBA
- September 18
- October 16
- November 20
- December 18

Meetings start at 1:30 pm at Olbrich Gardens unless otherwise noted

Up-Coming Events

- 2022 February 5 & 6, Orchid Quest
- February 12 & 13, Illinois Orchid Society Show, Glencoe IL
- May 7, Spring Orchid Sale
- Fall MAOC with Ohio Valley Orchid Fest, August 26-28, 2022, in Dayton

Officers and Committees

President:

Susan Reed (2022)
Greed@chorus.net

Vice President:

Cynthia Wadsworth (2023)
cynthia727672@gmail.com

Secretary:

Lynn West (2023)
LynneWest15@yahoo.com

Treasurer:

Denise Baylis (2022)
jrbaylis@tds.net

(Continued on page 2)

NEXT MEETING January 16th

Dr. Kristen Uthus, “Miniatures: Honey I Shrank the Orchids”

Eventually everyone runs out of room for more orchids—unless they’re really small orchids. While their size intimidates some people, miniatures are just as hardy as their larger relatives. What makes them so appealing is their variety of form in addition to flower, and they are just plain cute! The fact that they take up so little space means that you can have a lot of variety in a limited area. Bigger definitely is not better



Sue Reed’s Mini Catt

Dr. Kristen Uthus studied both plant and animal ecology and evolution at Virginia Commonwealth University and the Ohio State University. She then

(Continued on page 2)

MESSAGE FROM THE PRESIDENT

Happy New Year everyone!

I hope you all are having a safe and happy holiday season!

The short days are a bummer, but the days are starting to get longer and therefore some orchid blooms should be coming!

Presently my plants are not excited about the coming spring. I certainly hope that your orchids are more enthusiastic for we need blooming orchid plants for Orchid Quest OGG display!

OGG is starting off the year with a hybrid meeting so members can attend to sign up to volunteer, pay dues, pay for box lunch, make donations as money or items for the silent auction etc!!!. This is also your opportunity to ask questions about registering your plants, and how to help out before and at the show. There is something for everyone!

(Continued on page 2)

INSIDE THIS ISSUE

Acker’s Orchids, Part II	3-5
Next Meeting	1
Orchid Quest Up-dates	6-7
President’s Message	1
What’s Blooming at Home	8-9

Board:

Lisa Linde (2023)
CrazyCatPlantLady@gmail.com

Nancy Thomas (2022)
mikeandnancy@tds.net

Carrie Weisman (2023)
cleocatz@msn.com

Away Shows:
 Nancy Thomas
mikeandnancy@tds.net

Hospitality:
 Volunteer

Librarian:
 Open

Membership:
 Carrie Weisman
carrie.wiesman@dwd.wi.gov

Newsletter:
 Denise Baylis
jrbaylis@tds.net

Orchid Quest 2021:
 Terri Jozwiak
lodijoz@charter.net

Programs:
 Cynthia Wadsworth
cynthia.wadsworth@thermofisher.com

Ribbon Judging:
 Open

Web Master:
 Richard Jozwiak
OGG_web@charter.net

Liaisons:
AOS: Nancy Thomas
MAOC: Open

(Continued from page 1)

Our speaker is from New World Orchids. Kristen's husband has attended our show with some really special and nice miniature orchids. Not all miniatures require the high humidity that the pleurothallids require, but are just smaller species of well known larger genera! This presentation should help you make up your mind about what you would like to purchase from them, and I am sure you could put in your wish list to be delivered at OQ!



Lori O'Neill's pink
 Dendrobium

Members will be present to answer questions from 1 pm until the Zoom presentation at 2 PM so come early to have your OQ questions answered. After the presentation we will have more time for any OQ concerns to be ironed out. This is our last meeting before Orchid Quest. The Guild relies upon OQ revenues to make up the short-fall in our budget to pay for the Zoom meetings, speakers, member plants, insurance etc. OQ turns out to be our major fund raiser of the year! So come and enjoy and help share your knowledge and enthusiasm for orchids!

There will not be any ribbon judging at this meeting due to weather and to keep your plants in good presentation form for OQ. If you have some with blooms that won't last, take photos and send to Denise to put into the newsletter so you can share your successes!

Presently we are going forward with Orchid Quest. Only time will tell what arrangements will have to be made because of COVID. Masks are required at our meetings and I would recommend masks for Orchid Quest.

Stay well and safe!

See you in person or virtually on Sunday January 16!

— Sue Reed



Cynthia Wadsworth's, *Doritaenopsis* (was *Phal*) Younghome Sunkist (Lih Jianq Girl x Kuntrarti Rarashati)

(Continued from page 1)

taught biology and ecology at several colleges. The daughter of a plant fanatic, Kristen has been growing orchids for over 20 years, and in 2014 she fulfilled her dream of making orchids a full-time commitment by purchasing New World Orchids.

*Although she enjoys growing many varieties of orchids and other plants, miniatures remain her passion—the weirder the better. New World Orchids specializes in Japanese species including *Neofinetia falcata*, *Dendrobium moniliforme*, and *Sederia japonica* as well as Asian *Cymbidium* species, but her miniature selection has been expanding to include many other small species including *Pleurothallids*, *Bulbophyllums*, and *Angraecums*.*

Acker's Orchids

Part II: A New Era

By Chuck Acker

Just as Clarelens Orchids was in its prime, tragedy struck. In 1963, at the young age of 64, Dr. Clarence Schubert "Doc" passed away from throat cancer. Being a chain smoker himself, this disease had ironically claimed his life as well as the lives of many of his own patients. The following year my father and mother purchased the orchid business from the Schuberts' Estate and turned it into Orchids by the Acker's, Inc. By 1967, I was an active, albeit small, helper of my parents' business, working by their sides after school, on weekends and during summer vacations. Growing up around all the equipment that was involved with running a greenhouse, I developed a keen interest in the mechanical aspect of a greenhouse which is still a huge part of my life yet today. I would have to wait some years before my interest in orchid plants would catch up.



Walter Acker, examining the Phalaenopsis cut-flower crop. 1968

Carrying on in Doc's tradition my father and mother continued to raise orchids for the cut flower market through the mid 1970's. During that time the public started to show enough interest in orchid plants that it was decided to open our doors for retail plant sales. This would be a blessing in disguise because the demand for the cut orchid flowers was diminishing rapidly and the business needed a new direction. Not only were retail plant sales doing unexpectedly well, but there was also a great demand for wholesaling our orchid plants to other growers in our area and even Canada. Both facets of the business did one thing: they cleared the benches fast! There was now a need for a major revamping of plant produc-



An aerial view of the place back in 1963



Walter Acker, examining the Cymbidium cut-flower crop for the Mothers Day harvest. 1969



Walter Acker watering in one of the Cattleya cut-flower houses. 1969

tion and procurement to keep up with our wholesale and retail plant sales.

At this point I was very active in the orchid plant production/growing/hybridizing aspect of the business as well as wearing many other hats including new the on-site caretaker, living in the three bedroom house that I grew up in. That also meant I would be the night man, facility/boiler maintenance and climate control person nearly 24/7. I learned

(Continued from page 3)

then, that taking care of a greenhouse of this magnitude was like taking care of a two year old kid! You can't leave it alone for two seconds as something will undoubtedly go wrong. I was also avidly experimenting with improving growing techniques to produce orchids more rapidly and economically with the collaboration of other commercial growers in the mid-west region.

It was in the late 1970s that we implemented an avid hybridizing program as well as obtaining near-blooming sized plants that were not currently in our production regime. Both avenues of procuring plants proved fruitful as new hybrids and varieties of orchid plants once again filled the benches at a pace that kept up with our sales. This tempo kept up through the late 1980s which was without doubt the best period for any commercial orchid grower to be in the business! Orchid species as well as new and old orchid hybrids were in high demand and growers all over the country were selling plants as fast, or



Magdalene Acker (far left) giving one of her many tours of the greenhouse to the ladies in various clubs, organizations and groups. 1972

faster than production could produce them. This was also the decade that myself and a handful of other very enthusiastic orchid lovers banded together and started the Orchid Growers Guild!

The orchid plant hay-day continued and my father had made a great name as well as a good living for himself, my mother and my four siblings. He was now in his mid 70's and ready to let the next generation take their turn with the passion that had been started by the late Doc. In November of 1990 the business was sold to my sister Nancy and her husband Stan. My father and mother continued working part-time and enjoyed their remaining free time



Photograph by Lois Cinert

Cattlianthe Acker's Madison 'Kyle' (*Cattlianthe* Portia x Madison Green) CCM/AOS was developed at Acker's but registered by Hausermann's in 1985. "When we were in our hay-day of growing, there were some very interesting novelty *Cattleya* hybrids developed. Hausermanns would fly up in their little plane to see them and select plants to take back and clone for both our company's to grow and sell. They would also do the cross registration because my dad was not interested in spending the money to do so. He was a funny man when it came to such things."

together. With the change in ownership came new thought and the business took on a new life.

As orchid plant popularity continued to grow in our area the need for retail sales became more important. It was decided to discontinue many of the wholesale accounts to better serve our retail customers. The focus on retail necessitated a face lift for the

(Continued on page 5)



Photograph by Chuck Acker

Paphiopedilum Acker's Wonderland (Wonder Isle x Yerba Buena) 2005



Photograph by Chuck Acker
Phalaenopsis Acker's Sweetie ' French
 Candy' (Ho's French Fantasia x Tai-
 suco Candystripe) AM/AOS 2003



Photograph by Chuck Acker
Paphiopedilum Chuck's Surprise
 'Happy Face' (Acker's Pinnacle x
 Duncan York) HCC/AOS 2001




Photograph by Chuck Acker
Cattleya Acker's Royal Hue (Acker's
 Sassafra x Mrs. Mahler) 2001



Photograph by Lois Cinert
Cattlianthe Acker's Romance
 'Valentine' (Acker's Madison x Golden
 Wax) HCC/CCM 2005



Photograph by Richard Narf
Phragmipedium Waunakee Wonder
 'High Point' (Belle Hougue Point x
 Barbara LeAnn) 2005



Photograph by Richard Narf
Phragmipedium Waunakee Sunset
 (Barbara LeAnn x *besseae*) 2003



Photograph by Richard Narf
Paphiopedilum Acker's White Cap
 (Yerba Buena x Acker's Pinnacle) 2002

(Continued from page 4)

business, both inside and out. Some major fixing, cleaning and improving was done to the 50 year old facility to make it more inviting for the public to visit. There was also a need to diversify our product line outside of just offering orchid plants.

With Stan's expertise in annuals, perennials and the garden center business and Nancy's floral design background, the business followed new avenues that complemented the existing orchid sales. Orchids by the Ackers also added blooming holiday plants like Poinsettias, Easter Lilies, Cyclamen and Azaleas. With this expanded product line came a whole new group of customers, many of whom had never seen a blooming orchid plant before! As a result, sales of orchid plants went up dramatically and the need to obtain new varieties to offer our customers was once again necessary. We joined forces with Hausermann's Orchids in Chicago to obtain and import new orchid varieties from overseas, such as Thailand and Taiwan as well as South America.

With the business now going full steam it became apparent that there was yet another change on the horizon.

(To be continued)

ORCHID QUEST UP-DATES

FROM THE CHAIR

Orchid Quest at Olbrich February 5-6 with set up on Friday February 4.

We NEED you!!!

Some more volunteer opportunities:

For Set-up on Friday, February 4 anytime or all day. Unloading, setting up tables and chairs, setting up OGG exhibit, and tons more.

A Vendor Outreach Person to assist Lorraine with vendors.

One person, one day (we have the other day covered) to be on-call to drive people to and from the outlying parking lot.

Hosts to offer housing for the weekend to members/former members/judges that come from out-of-town.

The plans that are in place:

- Layout of the rooms. The exhibits will back in the Atrium, vendors and auction in the Commons, plant check in the lobby, two classrooms for the seminars, one classroom for the OGG raffle, door prize tables. The judges will be upstairs in our regular meeting room.
- Food plans. As you can see from Kathy's article, food plans changed drastically from the previous years. Bring your own food and drink each day. Or/and volunteer to bring individually wrapped snacks to share.
- Poster and bookmarks will be available at the January meeting.
- Raffle items are being requested from businesses.
- Bring your beautiful orchids in bloom for the OGG exhibit.
- Have any orchids that need a different home? Plan to bring them!
- Kids table is planned. (coloring pages) Bring your old OGG ribbons to recycle here.

Parking on **Friday** is in Olbrich's lot. Parking on

The Orchid Grower January 2022 page 6 of 10

Saturday and **Sunday** ONLY in Olbrich's outlying parking lot.

— Terri Jozwiak

FOOD

Historically I have thought of Orchid Quest as being all about Orchids...being involved in the planning process again has reminded me that it is really about VOLUNTEERING!

All of us have a responsibility to make this the best OQ it can be, especially after the no go last year.

It's really all about the FOOD! Let's face it we can't give 110% if we don't have fuel!

Reminder:

1. You can bring anything (except alcohol) that you would like for yourself. Bring a cooler, put in anything you want/need no one is inspecting or restricting coolers.
2. Don't listen to your Mother . . . sharing is not allowed! Do NOT bring homemade goodies, except for yourself.
3. You can order a Boxed Lunch for \$15.00 for Saturday. A Gourmet Sandwich, fruit salad, chips and a Gourmet cookie. Let me know if you want Roast Beef, Turkey or Roasted Veggies/hummus and send the check to the OGG PO Box 5432, or bring to the January meeting.
4. Please think about donating snack and drink items. They must be commercially prepared, hermetically sealed, and in individual serving size. Individual fruits count, think apples and bananas, prepackaged by mother nature. Chips, snack/energy bars, prepackaged crackers and peanut butter, nuts, candy, bottled water, fruit juice, V8. Whatever you like and wish to contribute, even money. Please email me at kajohnson212@gmail.com with the details so I can keep track of what I still need to buy. Every item you bring saves OGG money. Please help bring this in under budget.




— Kathy Johnson

... ORCHID QUEST UP-DATES

SILENT AUCTION

Orchid Quest 2022 is getting closer, and we are still accepting donations for the OQ Silent Auction. We have received donations from a handful of members, but we would really like a few more items to bring our total to 60 pieces. Carrie Wiesman and I are both available to accept items, but we REALLY need these items in advance of the show so we have time to photograph and create a bidding sheet for each item prior to show set-up.

We would like to invite all of you to participate in this guild fundraiser by donating items that you no longer need or want or items that you purchase and donate to the guild. Maybe you have an item that you think will really appeal to someone who is just getting started in the hobby of raising orchids. Or perhaps you have items that would be more suited to someone who has been collecting orchids forever and would like something that doesn't re-



quire watering, fertilizing or repotting. Items such as books, knick-knacks, art work or even plants that you may

have too many of would be great donations for either group. If you have items you would like to donate, please make arrangements with Carrie (Carrie.Wiesman@dwd.wi.gov; 608-242-0612) or myself (judp2d@gmail.com; 608-577-5819) by email or text to set up a meeting time. Items do not need to be of an orchid theme but should be clean and in good salable condition.

The auction this year will follow the same general idea as previous auctions. Items will be displayed along with a bidding sheet. This sheet will include a starting minimum bid amount and



any information provided about said item. If you have any information about your item, please include that information with your donation. And don't forget – donated items are tax deductible, and we can provide you with a receipt

for tax purposes. There will be two auctions, one on Saturday and one on Sunday both of which will conclude at 2:00 and 1:00, respectively.

So, go through those places where you store items that you thought that you just can't bear

to part with, give them a clean sweep, and donate them to the OGG auction or raffle! Thanks and I can't wait to see you at Orchid Quest 2022!!!



— Judy Williamson

SPONSOR AN AWARD

To help support Orchid Quest, you can sponsor one of our Best-of-Class or other special awards by donating \$25. Choose the specific award you want to sponsor (see associated list), or leave the choice to the OGG Treasurer. Only the Best Exhibit and Best Plant awards are exempted from this sponsorship opportunity. You can sponsor your award in memory or in honor of an individual. Both your name and your memorial will be inscribed on the award certificate. This is a great way to help us put on OQ and maybe give special tribute to someone important to you.

To get started just email Denise to offer your sponsorship (jrbaylis@tds.net), and mail a check to her or provide it in person at our **January 16th** OGG meeting. Thank you!



— Nancy Thomas

WHAT'S BLOOMING AT HOME...

Now that over a year has passed since members have been sending in photos of their blooming orchids, I seem to have noticed a trend: not only do the same People tend to participate but they seem to send in photos of the same plants!

There is a need for diversity here! Some of you must be hiding your light under a bushel, surely you have SOMETHING in bloom. You don't need a great camera, just a steady finger on the shutter. Photographs can be cropped to show your plant to its best advantage, so step up and send some in, PLEEZE!



Nancy Thomas' *Paphiopedilum venustum alba* "First bloom seedling."



Paphiopedilum Hsinying Ruby-web x fairrieianum



Paphiopedilum (Klehm's unlabeled hybrid from Woodman's West)



Paphiopedilum Lunacy 'Hampshire' x Resurrection Light



Oncostele [was Wilsonara] Eye Candy 'Penny Candy' (*Oncostele Catatante x Oncidium Barossa Delight*)

Kathy Johnson sent in photos of these four plants. "The Wilsonara came from the auction this summer so whomever sold it did a good job? The others are very strong growers and need to be re-potted already, not sure if dividing is a good idea? I would hate to be the one to break up the family, but I am open to suggestions. Plus I think my next step in the orchid addiction timeline might be to try to grow a really big specimen plant."



Sue Reed's *Phragmipedium Peruflores Spirit (kovachii x Eric Young)*. "The only *kovachii* hybrid that reliably blooms for me. The other two always have bud blast or no buds! Flower about 5 inches with a second bud coming."

... WHAT'S BLOOMING AT HOME ...




Jeff Baylis "I purchased several non-blooming plants this Fall and have been very lucky. Many of them surprised me by almost immediately initiating spikes! The *Clowesia* Amazing Grace (C Grace Dunn 'Live Oak' HCC/AOS x *Ctsm* Orchidglade 'Davie Ranches' AM/AOS) (above left) is currently blooming and has an interesting fragrance, a bit medicinal. The *Epidendrum* (now *Oersterdella*) *centropetalum* flowers' mass almost exceeds the rest of the plant!"



Jeff Baylis' *Cymbidium*, unknown hybrid from Acker's years ago.



Gary Lensmeyer's *Clowesia* White Magic (*Cl. warczewitzii* 'SVO' x *Ctsm.* Orchidglade 'Davie Ranches' Am/AOS) and *Ctsm. kieberianum* 'SVO' x *Ctsm. tigrinum* 'SVO' [right]



Terri Jozwiak's *Dendrobium* (Arirang x Burana Sundae)

WHAT'S BLOOMING AT HOME...



Jeff Baylis' *Brassocattleya* Maikai 'Mayumi' AM/JOC. "Two years ago I divided a large, overgrown plant of this cross into 4 divisions. Two went to other guild members, and two I kept. Last year mine did not bloom. This year both did. The plant on the left was grown under natural light from a south-facing window. The plant on the right was grown under natural light augmented by grow lights. The difference in pigmentation is obvious."




Sue Reed's *Paphiopedilum* (*leucochilium* x *thaianum*) "This is the second bud to bloom off one spike. This is the same cross as our group-order paph but a year or so older."



Nancy Thomas' *Monnierara* Millennium Magic 'Witchcraft' (*Catanoches* Midnight Jem x *Marmodes sinuata*) FCC/AOS "These very black flowers are the first bloom for me."



Lori O'Neill's *Paphiopedilum* (Barry Starke x Red Maude) "I submitted a picture before when it had two buds. Now it has four blooms. It looks like a tangled hot mess, but is very interesting. I've never had four blooms on it before. It was purchased at Home Depot in December 2005."



Nancy Thomas's *Colmanara* Masai Red (*Rhynchostele bic-toniensis* x *Oncidium cariniferum*) "I may have one of these for the OQ member sales table."

REMINDER

OGG annual membership renewals were due December 31. The cost remains the same: \$10 for a student, \$20 for a single membership and \$25 for a household.