



SPLAT— The Quarterly Newsletter



Signs of Spring on Nature Preserve Trail by Betty Culp

Safety at Night

If you are out taking a walk in the evening or walking your dog, you are encouraged to wear light clothing, something that can be easily seen by cars driving through the community. Also, carry a light. Clip on lights can be purchased at various stores including the Container Store. These are inexpensive and work very well. They can be clipped to a dog's collar or to the cuff of a jacket. We do not have sidewalks in our community, so walkers are forced to walk in the street. If you are walking after dark and wearing dark clothing, it is not easy for people driving cars to see you. Clearly, we do not want anyone to get hurt, so please be mindful and careful.



Speed Limits and Stop Signs

Unfortunately, we have to remind everyone again that the speed limit is 18 MPH and there are stop signs in our neighborhood and in Tamarack 17. For the safety of everyone—walkers and drivers—please observe the speed limit and stop at the stop signs. It is difficult to get service vehicles to observe the speed limit and stop signs, but we can do our part by reminding family and visitors. Thank you.

From The President:

Welcome to Spring. Even though this is a very, very unusual Spring, the trees are in bloom, tulips are popping up, and all is green. With many staying home to stay healthy, a larger number of our residents are out walking, especially on the few nice sunny days we can enjoy. It is vitally important that all drivers adhere to our speed limits. It has been noted a number of drivers are in a too big of a rush. We certainly don't want to see injuries while trying to stay healthy.

Your board is busy preparing for all of the usual Spring and Summer repairs and fixes. We are in the process of a complete review of streets and curbs to determine priorities over the next few years. The building committee is preparing for the Summer painting and repair. All gutters will soon be cleaned.

We will complete the pear tree project and landscaping of the utility boxes. Our priority this year is to complete the needed projects but to be as frugal as possible. The economic climate is an unknown for the next 4-6 months and thus we want to maintain and build upon our reserves so we are properly positioned for several years to come. We will not overlook immediate needs to maintain our great community.

If you turn on your outside water faucets and add hoses, please keep track of the weather. We have gotten freezes up until May in some past years. If you use a charcoal or gas grill, be sure it is used at least 6 feet from any overhang or structure. Do not fire up your grill below a deck or roof area. Finally, a big Thank You to the nature preserve committee for all of their hard work with the walkway and clean up of this wonderful area. I hope all make use of this wonderful area of our neighborhood.

I hope all will stay safe and well. Lastly, I just ask for patience with requests and these are unusual times and Ardsley and their contractors are facing the same restraints as many of us.

Jim Funk
President, HOA Board

Welcome to new resident:

Sophie Herman
9263 Spring Forest Drive
sophieherman708@gmail.com
317-459-1398

Phone number correction:

Courtenay and Emily Weldon
Home: 317-669-0665
Business: 317-669-0110

Mailbox Reminder

It is best not to put mail that is to be picked up into your mailbox before noon on day of mail delivery. There have been instances where mail is taken from mailboxes during the night or early morning.

Units for Sale

9295 Spring Forest Dr
9386 Spring Forest Dr
9549 Tamarack (pending)



Important Phone Numbers and e-mails

2020 HOA Officers and Committees

President/Insurance	Jim Funk	jwfunkir@sbcglobal.net
Vice-president/Hospitality	Max Oldham	max.oldham@att.net
Treasurer	Judy Palmer	jgpalmer9440@att.net
Secretary/Nora Community	Grace Worley	graceworley@comcast.net
Nature preserve	Martha Lamkin	marthalamkin@sbcglobal.net
Architectural control/Grounds	Bob Lowe	lrobertlowe@outlook.com
Buildings/Grounds	Courtenay Weldon	courtenay74@cweldon.net
Buildings/Grounds/Security	Chuck Rutledge	crutledge2@yahoo.com.
	Barb Banner	barbbanner01@gmail.com
Newsletter editor	Carolyn Magnes	cjmagnes@att.net
Operations management	Ardsley Management Co.	Sarah Leveridge

Owner Repair and Lawn Care Requests

Our property manager, Sarah Leveridge, has asked that all requests for repairs and lawn care concerns/questions be directed to her and not handed to Ken-Cut workers or a SPLAT Board member. She can better manage the work's initiation and progress.

Sarah Leveridge
Ardsley Management
317-253-1401
Direct: 317-259-0383, ext 223
sleveridge@adsleymgmt.com

Use the **24-hour emergency number** for time-sensitive damages such as a fallen tree/limb.
317-259-0398

You must also talk with Ardsley before doing any work to your unit for which you will want reimbursement. Reimbursement cannot be guaranteed if the work is already done prior to notifying Ardsley. It is realized that there are emergencies when something needs to be done immediately. If that occurs, notify Ardsley as soon as possible .



The Springmill Lakes contact for ADT Services is: 24 hour customer care: 1-800-878-7806 .

You can also go to their website to view alarm activity, manage contacts, or pay for optional services: MyADT.com

ALL residents must be connected to ADT which is a requirement for the association insurance. If a resident elects to contract with another service, it is mandatory that a certificate be provided to Jim Funk, our insurance representative.

Pictures from Residents


I have received some great pictures from residents which will be used periodically. Keep sending them to me.



American Woodcock - Betty Yan



Yacht Club



Deer—former resident Annette Gambil



By Ron Watson



Great Blue Heron—Pilar Morera



Kingfisher—Pilar Morera

Questions or Comments? Email: Carolyn Magnes at cjmagnes@att.net.

Please visit our SPLAT Web Site to review SPLAT Documents and past newsletters at www.springmilllakesattamarack.com

Replacement Parts for Original Windows

One of our residents and member of the HOA board searched and found this information for getting replacement parts for the condo original windows built by Best Bilt. Co-owners should be able to get parts for the Bilt Best windows from:

Mark Sirvin, Owner
Accurate Custom Sash & Mill
5516 W. 110th St.
Suite #1
Oak Lawn, IL 60453
www accuratesash.com

SPLAT Paint Numbers

If you need to do any painting on your unit, you can go to a Sherwin-Williams store on Michigan Rd and 86th St or in Carmel on Rangeline Rd. They have the information to get the correct color(s) for you. You can also get a discount as a co-owner because it is listed on the SPLAT painter contract, R.A.F. Be sure to tell them you are a co-owner at SPLAT to get the R.A.F. discount. These are custom color matches.

RAF SPLAT Green: A89W00153
RAF SPLAT Gray: A89W01151

If you need to repaint an old fence or paint a new one, you need to use SPLAT Gray.

2020 Paint Schedule

You will be notified before any painting begins. To keep windows from sticking, they will have to be opened during the painting. You will also be responsible for covering plants and landscape to protect them.

9220 Tamarack	9268 Spring Forest	9376 Spring Forest
9230 Tamarack	9269 Spring Forest	9386 Spring Forest
9534 Tamarack	9273 Spring Forest	9447 Spring Forest
9538 Tamarack	9278 Spring Forest	9457 Spring Forest
9542 Tamarack	9279 Spring Forest	9467 Spring Forest
9546 Tamarack	9288 Spring Forest	

This would be an ideal time for the co-owner to also paint his/her privacy fence, and to also check the privacy fence for rotten wood and repairs that need to be replaced before painting. This would put maintenance of privacy fences on the same schedule as painting the buildings, thereby ensuring that everything looks nice and sparkly.

Landscape and Building Improvements

Spring is the perfect time to update our landscapes and make changes to our homes. Remember to submit an Architectural Control Form **BEFORE YOU START**. The guidelines and form are available on the SPLAT Web site Resource Page at www.springmillattamarack.com. Once you talk to your neighbors and get their signatures, submit the form to Bob Lowe . All major changes, inside and out must be reviewed by the HOA Board. This includes major changes to landscapes, adding patios, privacy fences, skylights, walkways, replacing windows or exterior doors, removing inside load bearing walls, planting trees in the common areas, etc. Questions? Please Contact Bob Lowe at lrobertlowe@outlook.com.

Proper Mulching Techniques and Landscape Edging



- No single material is the best “all purpose” mulch for every job.
- The most effective landscaping mulches should not require annual replacement or extensive maintenance.
- It is recommended using mulch rated as AA dark brown. This type has good staying power and color.
- Mulch depth should range between 2 to 3 inches deep
- Too much mulch can be harmful
- If mulch exists check the depth
- If sufficient depth is measured, break up any matted layers and refresh the appearance with a rake.
- Removing all old mulch is recommended since over time some areas have a thick, unacceptable depth.
- Do not have mulch cover any part of the crawl space vent or trim board.
- If mulch is piled against the stems or tree trunks pull it back several inches so the base of the trunk is exposed.
- In order to reduce weeds in mulching beds, it is strongly recommended a pre-emergent be used. Pre-emergent can be purchased at the local hardware store. Pre-emergent is applied prior to mulching. Follow directions on bag. Common brands of pre-emergent are Preen and Snapshot.

Landscape edging must be installed flush with the grade so rain and irrigation water flows away from the foundation. Removing landscape edging is an alternative that is recommended. Using a spade to define the edge is a common method for edging.

Foundation Plantings

We're told that Spring will be here (again); therefore, it's time to think about getting the flower beds and foundation bushes ready. If you take care of your own beds, now is the time you can start putting Preen down to avoid most of the weeds. Do not hook up your hose just yet. We can still have a freeze into May.

Correct mulching



Mulch below

trim board, not touching

Incorrect mulching



What a community we have!!

Bob Lowe started up a collection to help our wonderful mailman in his time of need. 33% of the residents responded. That is truly an outstanding percentage. Even those who have been unable to return from their winter sojourns have said they would help when they can finally return.

Beth Critser and Mary Oldham started the idea of Neighbors Helping Neighbors when we were told to stay in. The list of those willing/wanting to help others is below. Please do not hesitate to contact someone on the list if you need help getting groceries and/or prescriptions or anything else. This will be a permanent service.



And last, but definitely not least, are the Oldhams, Mary and Max. They spent time cleaning out the leaves and twigs from under the dock so that water will flow and keep the pond from overrunning its banks. A messy job and they have done it several times.

A big thank you to all our wonderful neighbors.

Neighbors Helping Neighbors

Three of our neighbors thought of the idea of a list of neighbors who would be willing to help those who cannot get out to get needed supplies during this time of staying home and social distancing. We have had a wonderful response from those wanting to volunteer. This program will be continued year round. If there is anything you need or want—medicines, groceries, etc., don't hesitate to call someone on the list. Addresses are included so you know who lives near you. Just remember, we are all neighbors no matter how close we live to those who need assistance. There are also volunteers from those who are still away for the winter and can't get back home as yet.

Liz Brainard	317-847-8525	9273 Spring Forest Dr
Donna Cracraft	317-250-9043	9458 Tamarack
Mary Crevey	317-490-7381	9454 Tamarack
Beth Critser	573-239-3188	9439 Tamarack
Betty & Charlie Culp	317-432-2935	9251 Spring Forest Dr
Judy Libby	317-809-8314 (cell); 317-218-3801 (home)	9365 Spring Forest Dr
Carolyn & Les Magnes	317-669-6951	9248 Spring Forest Dr
Nancy Martin	317-626-7025	9507 Tamarack
Julio & Pilar Morera	317-746-8060 (Julio); 317-760-9680 (Pilar); 317-853-8159 (Home)	9316 Tamarack
Mary Oldham	317-432-4397	9443 Tamarack
Judy Palmer	317-445-2432	9440 Tamarack
Nancy Snively	317-443-3051	9536 Cedar Springs
Betty Yan	317-383-9100	9248 Spring Lakes Dr

Tamarack Nature Preserve

Thanks to all who supported the Nature Preserve campaign project. The completed project has met our expectations and we invite all to enjoy the Preserve.

Two items not planned in the original project were a more robust erosion control turf mat and a handrail leading to the boardwalk to provide safer passage on the slight grade. The handrail was requested for safety and to encourage more participation in our trail system.



Judy Libby's grandsons and Piper



Boardwalk entrance



Dick Kitterman and his signs



It is now up to the users of the Nature Preserve to keep it looking nice. Tuck a trash bag into your jacket or pockets and please pick up trash that you see. Several people have noticed evidence of people having parties there—beer and soda cans and bottles. Also remember to pick up after your dog, both in the Preserve and the meadow. There have been people who are not residents using the meadow and Preserve and letting their dogs run loose and not picking up after their dog. They should be told that everyone is required to keep animals on a leash and to pick up after them. If you take an extra bag with you, you can always give them one.

Enjoy the Nature Preserve and, as those who were Boy or Girl Scouts know, leave the area cleaner than you found it. Thank you!

An amazing 2 letter English word.

A reminder that one word in the English language that can be a noun, verb, adjective, adverb and preposition.

UP.

This two-letter word in English has more meanings than any other two-letter word, and that word is 'UP.' It is listed in the dictionary as an [adv.], [prep.], [adj.], [n] or [v].

It's easy to understand **UP**, meaning toward the sky or at the top of the list, but when we awaken in the morning, why do we wake **UP**?

At a meeting, why does a topic come **UP**? Why do we speak **UP**, and why are the officers **UP** for election and why is it **UP** to the secretary to write **UP** a report? We call **UP** our friends, brighten **UP** a room, polish **UP** the silver, warm **UP** the leftovers and clean **UP** the kitchen. We lock **UP** the house and fix **UP** the old car.

At other times, this little word has real special meaning. People stir **UP** trouble, line **UP** for tickets, work **UP** an appetite, and think **UP** excuses.

To be dressed is one thing but to be dressed **UP** is special.

And this **UP** is confusing: A drain must be opened **UP** because it is stopped **UP**.

We open **UP** a store in the morning, but we close it **UP** at night. We seem to be pretty mixed **UP** about **UP**!

To be knowledgeable about the proper uses of **UP**, look **UP** the word **UP** in the dictionary. In a desk-sized dictionary, it takes **UP** almost 1/4 of the page and can add **UP** to about thirty definitions.

If you are **UP** to it, you might try building **UP** a list of the many ways **UP** is used. It will take **UP** a lot of your time, but if you don't give **UP**, you may wind **UP** with a hundred or more.

When it threatens to rain, we say it is clouding **UP**. When the sun comes out, we say it is clearing **UP**. When it rains, the earth soaks it **UP**. When it does not rain for a while, things dry **UP**. One could go on and on, but I'll wrap it **UP**, for now .. my time is **UP**!

Oh ... one more thing: What is the first thing you do in the morning and the last thing you do at night?

U P!

Did that one crack you **UP**?

Don't screw **UP**. Send this on to everyone you look **UP** in your address book . . . or not ... it's **UP** to you. Now I'll shut **UP**!

HOA Board meeting minutes

The minutes for the HOA Board meetings are now available on our website.

www.springmilllakesattamarack.com