


Tool Cutter & Grinder


On most machines, a two nozzle MerLicator is appropriate allowing one nozzle per grinding wheel.



CUP WHEELS

Position nozzle downward at a 12 o'clock position on the wheel 2 cm away from the cup edge.

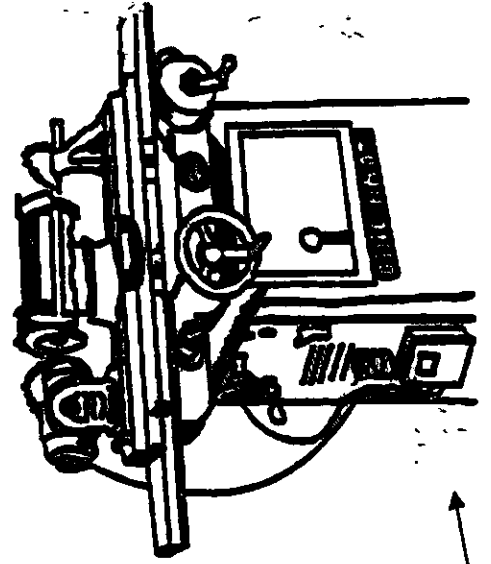
Nozzle positioning is more critical on cup wheels because of the narrow wheel edge. Monitor nozzle position regularly to ensure proper flow of the MerLube liquid..



SOLID WHEELS

Position nozzle downward centered on the width of the wheel (cutting face) and about 1/16th of the wheels circumference above the wheel/work piece interface. Keep in mind wider wheels may need more than one nozzle.

Place the nozzle about 4 cm away from the wheel.



MerLicator