



SANTA CLARITA VALLEY QUILT GUILD

*Volume 34– Issue 03
March 2023*

Our mission is to stimulate an interest in quilts, to promote and advance the art of quilt making, to conduct educational programs and services in the design techniques and preservation of quilts and quilt making; and to promote quilting in philanthropic endeavors.

2023 PRESIDENT'S MESSAGE

Beware! New Traffic Pattern this Month!!

To be respectful of our speakers, we are changing up the format of the General meeting. We will still have the social time at 6:30pm but will call people together for the Welcome at 6:50pm. The program will begin at 7:00pm so the speaker does not have to feel rushed and members will have time to ask questions. The snack break will be next and to end the evening on an even higher note, will be Show and Share. All the same activities but in a different order. Don't forget and be sure to be at the church for the new schedule and wear your name tags, please.

We were told the streets in America were paved with gold; we have found instead people with hearts of gold". Stella, Orland Park, Ill

This quote was posted at the exhibit "Fabric of A Nation" at the Skirball Museum. I immediately thought of all the wonderful members of the SCV Quilt Guild. Top of the list this month was Kathleen Dolan's generous donation of ergonomically correct chairs. We also had a record number of placemats and BOM turned in. Thank you!

Volunteer Opportunities

There continues to be wonderful opportunities to volunteer. Two (2) in particular are at the top of the list. Every quarter we need a volunteer to work with two board members to audit the treasurer's books. There is a protocol which is followed and the process takes about 3 hours. Please see me or Penny Lawrence if interested.

There is also a need for a Publicity Chairman. The Guild will be participating in the Lawn and Garden Show in April and would like to have someone in place by then. Due to the close timing of the Cowboy Festival and the Lawn and Garden Show, the board decided to forego the Cowboy festival for this year. We look forward to investigating the opportunity for 2024.

It is the Guild's 33rd Birthday this month! Founded in 1990, we will be celebrating with cake at the General meeting. Barbara Montejo participated in the first Guild Quilt show in 1990. Kim Diemert and Sue (Grannis) Bennorth joined her in 1992 with Patti Voyles, Gerry Hogan and Claire Reeves in 1993. Loyal members for over 30 years. Our birthday hats are off to you!

March 18 is designated as "National Quilting Day". Now you have an official reason to quilt, hang quilts, and even label those lovely works of art for posterity. (Just an aside, in the last month I have seen or heard 4 national programs that have strongly advocated labeling so SCVQG is not alone in the emphasis.) If you can, use the computer to record all that you know about the quilt(s), and when the time is right, you can print it on fabric. Happy Quilting Day!

You might be interested in the Textile Talks program sponsored by the Quilt Alliance on YouTube which occurs each week. The program is free and has a great variety of topics. Something for every interest.

The April Business meeting will be held on Thursday, March 16 at the home of Melissa Nilsen.

Happy St. Patrick's Day. May the luck of the Irish be with you.

Happy Quilting with Happy Quilters,
Marcia Dains

PROGRAMS

Kathryn Pellman - Paper Dolls for Grown Ups

Kathryn will be doing a lecture and a trunk show at the March meeting. She is an artist, fashionista, and quilter. Her work is whimsical and cartoonish.

We have also scheduled Kathryn to do a workshop on:

March 11, 2023 (Saturday)

9am - 3 pm

Workshop Fee \$40

Location- Sara's Multi-Purpose Room - Bouquet Canyon Apartments



Her technique is done with fusible appliqué. Use your imagination with various prints, free cutting and free motion appliqué to create a small cartoon featuring your own unique fashionistas. Learn how to draw figures, style hair, create dresses, shoes and handbags.

Finished project: 8"-14" with one or more fashionistas.

This will be a fun workshop... please sign up to join us.

Carol Carter
Workshop Chairman

SARA'S MULTI-PURPOSE ROOM LOCATION INFO

For all events and workshops being held at: Sara's Multi-Purpose Room - Bouquet Canyon Apartments - 26705 Bouquet Canyon Rd, Saugus

The Complex is located across the street from the church we hold our monthly meetings. The room is spacious offering a nice venue to hold our workshops. Parking is very limited, so we recommend carpooling, and drop off your sewing machines and supplies at the multi-purpose room before looking for parking. Participants can park in the Bouquet Canyon Plaza shopping center next to the apartments. There is parking available by the Trek Bicycle shop and a short walk across the bridge into the apartment complex. Please bring your lunch and drinks with you. As an option, there are several fast-food places close by.

CONNIE SITAR – ART QUILTS WORKSHOP

Thank you Connie for teaching us how to make art quilts. We had a great turnout for this workshop. 24 ladies were creating their own miniature masterpieces and everyone had so much fun.

Please share your finished projects at the March meeting.

Carol Carter
Workshop Chairman



GUILD CHALLENGE – PLACEMAT CHALLENGE

The Challenge is for all members to try to make 1 placemat per month.

We are aiming for a 13"x18" finished size. You can pick up a kit or use your own scraps and/or orphan blocks. You can bind it or not, as we have people who love to do binding. Or, if you would like to learn how to do binding yourself, please see the binding workshop information below.

Remember you will receive raffle tickets for turning in a placemat.

Thank you for participating!

WORKSHOP - YES, YOU CAN BIND YOUR OWN QUILTS!

Yes, you can bind your own quilts! Want to learn how? Melissa and Carol will take you through the process of machine binding, step-by-step. Join us for a binding workshop on:

March 18, 2023 (Saturday)

10am - 1:00pm

Workshop Fee: FREE

Location- Sara's Multi-Purpose Room - Bouquet Canyon Apartments

Bring your sewing machine, multiple thread colors (neutral, red, green, black if you have them), and sewing scissors. If you have a quilt project you've been wanting to bind, feel free to bring it. But, we'll also have placemats for the senior center that need binding for you to practice on.

Carol will have a sign-up for the workshop at the next meeting, or you can contact her directly to RSVP. Phone number is in our directory or email her at scvquilt@gmail.com.

Hope to see you there!

Melissa Nilsen and Carol Carter

GUILD CHALLENGE

I would like to welcome you all to join our SCV Quilt Guild Challenge. We look forward to all of you joining us with this fun challenge. The first challenge of the year is our “Candy Bar” Theme, where all squares will be put into a quilt for one of our charities. For this challenge all you need to do is pick your favorite Candy Bar. This is a great way to challenge yourself to try something new.

Rules for the Challenge:

1. Pick your desired Candy or Candy Bar
2. Create your square – the raw square must be 12 ½ in x 12 ½ in.
3. Bring it to the May Meeting

Let’s “Get the Sensation” with this challenge. You can “Taste the Rainbow” and use your imagination, using any appliqué, pieced, embroidery, or any technique you would like to use for your interpretation.

This challenge will run for March and April, we will reveal the challenge squares at the May meeting.

All participants will receive a fat quarter.

Any questions, please reach out to us through the directory

- Gabrielle L.
- Judy C.
- Barbara S.

“Sometimes you feel like a nut and sometimes you don’t” and let’s have some FUN with our Favorite Candy.

Thank you,
Gabrielle, Judy & Barbara

2024 OPPORTUNITY QUILT

I've volunteered to be the 2024 Opportunity Quilt chair. I've already got a design in mind and welcome participation from everyone in the guild. The quilt will have both pieced and appliqued elements. If you want to help on this project, you can work on either or both of those elements. I'll have kits for the pieced elements at the March meeting that you can take home, work on, and return at the April meeting. We will also plan a group sewing day in April or May at Sara's Multi-Purpose Room - Bouquet Canyon Apartments where everyone is welcome to come and work on the appliqued elements. No experience necessary! I'll let you know the date once we get that planning finalized.

Looking forward to seeing what everyone creates!

Melissa Nilsen

BLOCK OF THE MONTH

You all warmed my heart when you "oohed" and "awed" over the pieced tops shown at last month's meeting made from the August/September "Scrappy Framed Pinwheel" blocks! Thank you, Joan Anderson, for putting those together and for all the members who turned in a block or two. And THANK YOU for the volunteer quilters.

Our next block of the month might be challenging, but don't let it intimidate you. You will use your skills of: strip piecing, "snowball" corners, scant $\frac{1}{4}$ " seam allowance, and nesting. If you get stuck on something, don't worry – just ask! I know many of you are experienced and will have no trouble, but I am available to talk it through with anyone needing help. I have chosen a variety of Batik fabrics which should all work together. The white and navy should provide the continuation and balance for an overall cohesive finished product. But remember; you are always welcome to use your own scraps if you choose.

Have fun with this block!

Darlene Stump
Block of the Month Chairman

COMMUNITY SERVICE

The focus of our guild's community service donations will center around the following organizations this year:

We will continue to provide donations of lap quilts, placemats, as well as shawls to the SCV Senior Center. The Senior Center delivers meals to those in need as well as hosting an adult day care program at their facility. The items our guild creates will be gifted to senior center clients during the holiday season. The Guild Liaison is Debbie Ackerman

Youth transitioning out of the foster care system, 18-24 years of age, are being assisted by the following organizations. These non-profit organizations are partnering with each other in an effort to cover many needs.

Finally Family Homes - Rye Canyon Business Park, @finally family homes. Foster youth transition age (18-24) Contact - Christine

No storage room at this location. Donated items, quilts and pillowcases will be picked up at R I S E location, see below. Guild liaison - Dana Montague

R I S E info@risescv.org. 28077 Smyth Drive, Valencia CA 91355 1-661-714-7879 Providing for the needs of children & families in foster care - Meghan Simpson

Some storage room at this location. We will be providing quilts and pillowcases. They accept donations of gently used children's clothing usually needed in the event of an emergency placement situation. Guild liaison - Dana Montague

Family Promise - 18565 Soledad Canyon Rd, Canyon Country CA 91351, or 24820 Orchard Village RD, Ste. A #391 Santa Clarita, CA 91355 661-254-4663 @familypromisescv.org

Provides assistance to families in our community who are struggling to find or keep housing. We have donated sweaters, jackets and pillowcases. Guild liaison - Dana Montague

SCV Pregnancy Center - 25174 Rye Cyn Rd, Santa Clarita 661-255-0082. We have and will continue to donate gift packages consisting of baby quilt, receiving blanket, burp cloth and bib. Guild liaison - Debbie Ackerman

Single Mothers Outreach admin@smoscv.org -24781 Valley Street Suite B Newhall, CA 91321 661-288-0117

Closet on Main, Tu - Sat 24335 Main St Newhall CA 91321 Call 661-288-0100 Check to evaluate needs for supplies kept in their closet for "shopping". Contact organization directly.

Bridge to Home - 23752 Newhall Ave, Newhall CA 91321 office 661-254-4663 Donate clothes at Church of Hope in Canyon Country o those in need in our valley. Contact organization directly.

CALVETs Veterans - Our guild provides bed quilts, lap quilts as well as clothing protectors, vest like clothing coverings to protect clothes while eating. Guild liaison - Patti Voyles

Thank you for all you do to contribute to our neighboring communities!

Dana Montague

COMMUNITY SERVICE – SCV SENIOR CENTER

WOW what a great turn out, or should I say turn in! Thank you everyone. We had one VA quilt quilted and turned in. 28 completed placemats and 10 more that still need binding. Great job towards our goal of 400, but keep working as we still need more placements. Also, 6 baby burp cloth, 2 bibs, 2 baby quilts that still need bidding and 2 completed baby quilts. Now for the good stuff I have been promising you; a raffle drawing for all that hard work and that will happen at our March meeting, three lucky winners. So be sure to turn in you item to get in to the drawing.

Thanks so much and keep on sewing

Debbie Ackerman

COMMUNITY SERVICE – VETERAN’S PROJECT

I was hoping to be able to make a delivery in April as we have done the last few years, but at the moment I only have one wheelchair quilt. You have all been so fantastic with your support and are busy helping with our many other options. No complaints. However, I am trying to figure out what I should do to help the process move again. I have kits that require assembly only. I have a few small or wheelchair quilts that will need spray basting when it gets warmer. I have about 10-15 large quilts that need quilting.

What I am missing is who might have projects that they took and have not had the time to work on them. Some of you have let me know, but I honestly didn't keep good records. Please stop by next month and let me know if you have something you are going to work on, or bring it back if it is not something you will be able to do. I can put it on the table and maybe there is another member who can help. Remember, you don't have to make it start to finish. If it is a kit, make blocks or assemble them. If it is to be quilted, do that much and I have those who love to bind them. I also will be getting with Kris soon to make up patterns for the vests that are much appreciated at Cal Vet. We have two sizes but otherwise the project is the same. If you have a quilt top you wish to donate, I have backings and batting, even fabric that could be used for binding.

Please stop by even to say hello!

Quilt Coordinator
Patti Voyles

COMMUNITY SERVICE – GUIDE DOGS OF AMERICA

I received a letter asking about a donation for the silent auction they will be having - that was our small quilt that we sent down with the large raffle one in January. Their open house is on June 3, 2023. It will be the first they have been able to hold in several years. Funds from the silent auction support their programs for the blind (GDA) and veterans with PTSD (TLC) which is tender loving canines. jareilly@guidedogsofamerica.org is the one coordinating the auction. Check out their website or make plans to attend the open house. They do amazing work. The website has details on what will be happening.

Quilt Coordinator
Patti Voyles

IFFI (I FINALLY FINISHED IT) CHALLENGE

The deadline for signing up for IFFI is March 9th at our Guild meeting. Print out the form that is in this newsletter, on the website, or I will have some at the meeting if you need one. List up to 10 projects you started before January 1, 2023. Have your cash or check of \$10, with your form, to turn in. We have had a great response. It will be fun to share our Finally Finished projects with the group.

Organizing your IFFI's will help you to get them done. Don't select the biggest or hardest one first! Select one that can be finished in a week/month. That way you will be encouraged to finish another one.

Let's get those IFFI's finished!

Happy Quilting,

Joyce Wilkinson

TRASH TO TREASURE / AUCTION

Our July 13th, Guild Meeting will be our new Trash to Treasure/Auction event. In the past our great member, Barbara Montejo, has graciously given up her garage to store all the items for the Block Auction. She has done that for 15-20 years. We want to give Barbara a huge Thank-you for that service that allowed us to earn a sizable amount of money for the guild.

The new TTA will not require a member to store all the items. Each of us will collect saleable items, price them and bring them the night of the meeting, ready to sell on July 13th. Fabric collections can be tied together, put in plastic bags or containers and priced. Please price a saleable amount. Larger amounts of fabric can be priced separately. I.e., 4 yards of fabric \$8. What would you pay for your donation? Or maybe we should auction it off.

Finished products, such as quilts, wall hangings, quilt tops, quilt kits, fabric stacks, sewing tables etc. Will go up for auction. Those items you will give to me, Joyce Wilkinson, and I will bring them the night of our event.

Members will be able to purchase the Trash to Treasure items you bring as soon as they are set up. Auction will begin after the opening of the meeting.

Start setting aside those items you feel will contribute to a great night of fundraising!

Joyce Wilkinson
Trash to Treasure Chair

MEMBERSHIP REPORT

We have a total of 62 members to date.

We have new members: TinaMarie Stockdale, Georgette Airson and Lourdes Isaacson. Please welcome them at the next meeting.

I have received our membership badges from Brian, so you can pick them up in the meeting. If you need one come see me there. They are \$11.00 each with a magnet back.

We have started our 2023 membership drive. If you have not renewed yet, please bring the form from the website or get one at the next meeting. We are taking cash, check and credit card. If you are renewing and have a special request, such as no pictures or no last name, please note it on your form.

Sara Nelson
Membership Chair

Happy 33rd Birthday SCVQG And to our March Ladies:



March 4 – Jeanae Ruddell
Mar 9 – Penny Lawrence
Mar 11 – Tina Sammartano
Mar 12 – Roberta Nicholson
Mar 13 – Rita Rippe
Mar 14 – Nancy Goettling
Mar 16 – Brandy Abernethy
Mar 17 – Patty Gutierrez
Mar 19 – Judy Woodings
Mar 22 – Linda von Mohr
Mar 27 – Judy Polintan
Mar 28 – Donna Chipperfield
Mar 29 – Gabrielle Leko
Mar 31 – Kim Diemert



HOSPITALITY

We will be celebrating with cake at the General meeting to honor the Guild's 33rd Birthday. People with last name letters, R-Z please bring savory snacks for the March general meeting.

Dolores, Kendra, and Julie

2023 PROGRAMS AND WORKSHOPS

Jan 12	Connie Sitar: Art Quilts
Feb 9	Melissa Lee- Pilates Stretch / Kathleen Dolan -Ergonomics
Feb 18	Connie Sitar workshop – Art Quilts
March 9	Kathryn Pellman lecture and trunk show
March 11	Kathryn Pellman workshop –Paper dolls for grown ups
March 18	Melissa Nilsen / Carol Carter - Binding Workshop
April 13	Doryce Fitzgerald-Sew Powerful presentation
May 11	Patti Voyles- More Stripping
May 6	Sew Powerful workshop
June 8	Community service night
June 10	Patti Voyles workshop – Contrails
July 13	Trash to Treasure (formerly known as Block Auction)
Aug 10	Game Night
Aug 12	Wonky Piecing and Easy Applique ** VIRTUAL**- Linda Sullivan
Sept 14	Sewing Notions- Bring your favorite sewing aide and explain why you love it.
Oct 12	Kim Brownell – Trunk Show
Oct 14	Kim Brownell workshop-Quilted Jigsaw Puzzles
Nov 9	Brandy Abernathy- T-shirt Quilts
Dec 14	Holiday Party

TREASURER'S REPORT

January 2023

	Bank of America Checking		
	Beginning Balance as of 1-1-23		\$ 29,107.80
	Deposits and Other Credits		
13-Jan	Membership,Op Tickets,Postage	\$ 1,274.00	
13-Jan	Iffl	\$ 30.00	
13-Jan	Ways & Means	\$ 202.00	
13-Jan	Workshops	\$ 400.00	
17-Jan	Membership,Op Tickets,NB,Sq fee	\$ 224.49	
24-Jan	Opportunity Tickets&Petty Cash	\$ 606.00	
	Total Deposits		\$ 2,736.49
	Withdrawals & Other Debits		
4-Jan	Sara-Anne Nelson	\$ 22.00	
9-Jan	Penny K-Lawrence-Petty Cash	\$ 100.00	
10-Jan	CA Dept. of Tax & Fee Admin	\$ 704.00	
13-Jan	Sara-Anne Nelson	\$ 11.00	
13-Jan	Patti Voyles	\$ 234.25	
24-Jan	Doryce Fitzgerald	\$ 31.31	
24-Jan	Melissa Lee	Void	
	Totals Withdrawals		\$ 1,102.56
	Ending Balance on 1-31-23		\$ 30,741.73

Penny Lawrence, Treasurer

MINI-GROUPS

<i>Name</i>	<i>Contact</i>	<i>Meeting Information</i>
Freedom Mini Group (Currently Full)	Joyce Wilkinson	Meets the fourth Tuesday of each month
Monday Mavens ***	Kris Dolan	Meets 1 st and 3 rd Mondays at Kris' house and 2 nd and 4 th Mondays on Zoom – everyone welcome to the Zoom sessions, contact Kris for the Zoom link. Space limited for the in-person sessions, must RSVP to Kris.
Stitch n' Chat ***	Carol Carter	Meets 3 rd Thursday of each month at Darlene's house. Space limited, must RSVP to Carol.
Quilters in the Park ***	Kendra Geiger	Meets every other Friday, 11:15am – 1pm, at Central Park near the restrooms closest to the dog park. All are welcome.

*** indicates membership is open. If you want to attend a meeting, we recommend calling the contact to be sure that nothing has changed since this listing.

STITCH N' CHAT MINI GROUP – OPEN TO EVERYONE

This mini-group meets on the 3rd Thursday of each month from 9am-12pm and is open to everyone. We try to showcase a different quilting technique at each meeting and then put those techniques to use in creating items for the guild's community service projects. It's perfect both for those members who want to improve their quilting skills and experienced quilters with tips to share. Fabric is supplied, just bring your sewing machine, neutral thread, rotary cutter, and scissors/snips.

In February, we met early on 2/6. Barbara and Fran came and taught us how to make cuddle bears for the Red Cross. We had a great time together and aren't these bears adorable?



Our next Stitch n Chat will revert back to our regularly scheduled 3rd Thursday, 3/16, from 9am-12pm at Darlene Stump's home. At the March get together, we will revisit curved piecing and will be making a cascading raindrops quilt top. Melissa Nilsen will be leading this technique. There is space in the garage for spray basting quilts too, if you just want to stop by for that.

Please RSVP to Carol Carter if you would like to join us as space is limited. Phone number is in our directory or email her at scvquild@gmail.com.

Carol Carter & Melissa Nilsen

WAYS AND MEANS

Congratulations to the following winners of the 2/9/2023 SCVQG Raffle.

- | | |
|-----------------------|-------------------|
| #1 Japanese Fan Dance | Lizete O'Connor |
| #2 Bali Pops | Judy Jones |
| #3 Chicken a la carte | Joyce Wilkinson |
| #4 Tea at Hartfield | Patty Vergon |
| #5 Mariposa | Doryce Fitzgerald |

Next month we will have more baskets to look forward to. We have a St. Patrick's Day basket, an Easter basket, a Southwest Kokopelli package and more.

Laura Hawkins and Rita Percer

WEBSITE


View our website for upcoming events, workshops, photos from show and share, including our opportunity quilt.

Carol Carter

Web Mistress

2023 OPPORTUNITY QUILT

Pinwheel Parfait



Pinwheel Parfait

Quilt measurement is 64 X 78

The pattern is called, " Twisted Log cabin"

Doryce Fitzgerald chaired the committee in making this quilt and is also the Quilt Mom

Piecing done by Sue Bennorth, Jean Carter, Joan Anderson, Rita Percer, Doryce Fitzgerald, Carol Carter, Lorraine Quintero, and Melissa Nilsen

Quilted by Sherryl Zurek

BLOCK OF THE MONTH

SCVQG Block of the Month

March/April 2023

Valencia

Altered from *Needle in a Hayes Stack*

Your block should be 12 1/2" square UNFINISHED. Finished Size (once sewn into the quilt) is 12".

For each block, you will need:

<u>Fabric/Color</u>	<u>Cut Size</u>	<u>Quantity</u>
Background fabric (white)		
- Squares	4 1/2" square	2
- Squares	2 1/2" square	4
Dark Color (Navy)		
- Strip of 2 1/2" fabric (Strip 1)	15"	1
Contrasting Color		
- Squares	4 1/2" square	4
- Strip of 2 1/2" fabric (Strip 2)	15"	1

Use scant 1/4" seam allowance throughout.



Fig. 1

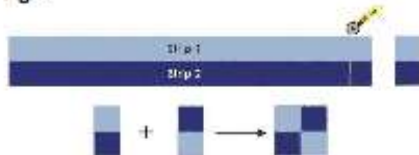


Fig. 2

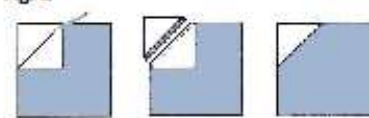



Fig. 3



1. Sew together Strip 1 and Strip 2 lengthwise. Use a shorter stitch length as you will be cutting units. Press seam to darker side. Lay piece flat and cut at 2 1/2" - 6 times. (The trick to this is to lay your fabric on a mat, then lay the ruler on top of fabric to make sure seam line is straight and cut will be a true perpendicular.) Sew two units together as shown. Create 3 sewn squares.
2. With right sides together, align a white 2 1/2" square in one corner of the larger contrasting color 4 1/2" square. Draw seam line diagonally from corner to corner on the small square. Sew ON the line. (Check by flipping open the small square to match other half and create the square.) Carefully trim away the extra leaving a 1/4" seam allowance.
3. Layout pieces as shown.
4. Sew rows/columns, nesting seams to create a nice, flat block.
5. Finished quilt of many blocks will look like this:





IFFI Challenge 2023

IFFI Rules...List 10 projects you hope to finish in 2023. They must have been started before Jan. 2023. Projects must be finished: Quilted and bound. Bring your project to the guild for Show and Share. Check in with me or my representative to receive your tickets for the drawing. Make your \$10 Check to SCVQG and turn in with this list.

One Ticket for small quilts, such as Baby, Wall Hanging, or Table Toppers.

Two Tickets for Lap, Twin Size or Full-Size Quilts

Three Tickets for Queen or King Size Quilts

Bonus 2 extra tickets for a special prize drawing in December, if your projects have a label on them!!

My wish list of quilting projects to complete this year is:

1. _____
2. _____
3. _____
4. _____
5. _____
6. _____
7. _____
8. _____
9. _____
10. _____

2023 Leader: Joyce Wilkinson quiltforyou@gmail.com, home address and phone# are in the directory.

SPONSORS AND ASSOCIATES

Quilt'n' for You!
Quilting your memories
 Fine Custom Longarm Quilting
 Joyce Wilkinson
 24450 Cross St 661-753-7865 C
 Newhall, Ca 91390 quiltnforyou@gmail.com

Abernethy Creative
Threadworks
Creating Memories One Stitch at a Time
 Jim & Brandy Abernethy, Owners
 661.645.4781 ACThreadworks@gmail.com
 Custom T-Shirt Quilts • Longarm Quilting Services
 Custom Embroidery • Custom Quilt Labels



Rye Canyon Supply Co.
 28150 Avenue Crocker, # 207
 Valencia, Ca 91355
 Ph: 562-607-5642
 Email: rynecanyonsupplyco@gmail.com
 rynecanyonsupplyco

Fabric • Trims • Leather
 Hardware • Vintage

Buy • Resale salvage garment
 & accessories supplies

Candy's Quiltworks

Fabric, Books, Kits,
 Notions, Patterns
 & Gifts

M-F 10 AM - 6 PM
 Wed. til 7 PM
 Sat 10 AM - 5 PM
 Sun. Noon - 4 PM

8549 Reseda Blvd., Northridge, CA 91324
 818-349-SEWS (7397) 818-349-7339 fax
 candysquiltworks@sbcglobal.net

Sewing Machine Warehouse & kneedle.com

VACUUM CLEANERS SEWING MACHINES CLASSES & EVENTS ABOUT US REACH US VISIT US GREAT SCOTTS RESOURCES

16214 Nordhoff Street, North Hills, California 91343 Call 818-332-7777

We did it again

Los Angeles Times
READERS' CHOICE
 Best of Southern California
WINNER

DAILY NEWS READERS' CHOICE BEST CHOICE 2014-2016

We Love you, too!

KEYES "Serving You For Over 60 Years"

818-573-2400



Karen Roberts, AAMS®
 Financial Advisor

Edward Jones
 MAKING SENSE OF INVESTING

23422 1/2 Lyons Avenue
 (Lyons Station at Apple Street)
 Santa Clarita, CA 91321
 Bus. 661-288-2120 TF. 888-288-2221
 Fax 888-826-3911
 www.edwardjones.com
 California Insurance License 0C24309

MILES
 COMMERCIAL WASHING

Home Products Your Industry Our Services About Us Contact Us Online Services

MUNICIPALITIES



Start with Rotary
 and good things happen.



Santa Clarita Valley Rotary Club Service above all else since 1909

Things to Remember:

- ❖ Wear your name tag
- ❖ Sign-in sheet at the door
- ❖ Bring your Show & Share Quilts
- ❖ Renew your 2023 Membership



*May every petal on the shamrock
bring you joy and good luck.*

This Month's Calendar:

- ❖ **General Meeting: Thursday, March 9th**
Social Hour: 6:30-6:50pm
Meeting starts at 6:50pm
at Santa Clarita United Methodist Church
26440 Bouquet Canyon Rd, Saugus, CA
- ❖ **Business Meeting: Thursday, March 16th**
Meeting starts at 6:30pm
Melissa Nilsen residence or via zoom
- ❖ **Upcoming Workshop:**



Check out our website:

www.scvquiltguild.org

WOW! See the newsletter online!

Santa Clarita Valley Quilt Guild
P.O. Box 802863
Santa Clarita, CA 91380-2863

FIRST CLASS MAIL