



SANTA CLARITA VALLEY QUILT GUILD

*Volume 34– Issue 08
August 2023*

Our mission is to stimulate an interest in quilts, to promote and advance the art of quilt making, to conduct educational programs and services in the design techniques and preservation of quilts and quilt making; and to promote quilting in philanthropic endeavors.

PRESIDENT'S MESSAGE

Greetings! So much to share with you this month!

You have gotten the hint that the Guild is very passionate about labeling your quilts and telling their stories for present and future generations. I think it is beginning to make a difference in awareness, if not application. But historical record of quilts is a nationwide movement. Alex Anderson recently (July 17, 2023) interviewed a lady from Michigan State University (<https://www.youtube.com/live/gygzvzzb6Ug?feature=share>) about the virtual resource, www.quiltindex.org. It is an amazing resource to find nearly 90,000 quilts categorized by pattern, year, maker, state organizations and museums. It is an easy site to navigate. The California Heritage Project is listed, and you can see the quilt made in 1994 for the CA Sesquicentennial celebration. Several of the speakers we have had at the Guild over the years, were among the Quilt artists. Zena Thorpe was one of the designers. So much out there for all your interests.

QUILT MAKER UNKNOWN

A quilt that is almost **220 years old** has been added to the collection of the Maine State Museum. Inscribed in the fabric with the year 1804, this quilt by an anonymous quilter makes it the oldest known dated quilt in their collection. Click through to find out more about this fascinating piece of history.


<https://mainestatemuseum.org/>

From the Maine State Museum:

"THIS IS Maine's OLDEST KNOWN DATED QUILT! THE QUILT'S MUTED BLUES, BROWNS, AND PINKS WERE MUCH MORE VIBRANT WHEN AN UNKNOWN QUILTER MADE IT ALMOST 220 YEARS AGO. ALONG WITH THE DATE 1804, AND THE INITIALS L (HEARTS) R, THE MAKER EMBROIDERED THE NUMBER 4.

THIS QUILT IS NOW THE OLDEST IN THE MUSEUM'S QUILT COLLECTION AND WILL MAKE ITS PUBLIC DEBUT IN 2025, IN THE UPCOMING EXHIBIT MAINE QUILTS: 200 YEARS OF COMFORT AND COMMUNITY. THANKS TO THE LATE JUDY ROCHE OF BELFAST FOR MAKING THIS BEAUTIFUL PIECE A PART OF THE MUSEUM'S COLLECTIONS.

MSM 2023.6.1"



Maine's Oldest-Known Dated Quilt - "PHOTO: DATING FROM THE EARLY 1800S, THE OLDEST KNOWN MAINE QUILT IS BRITISH IN STYLE AND FEATURES A DISTINCTIVE CENTRAL MEDALLION SURROUNDED BY SEVERAL FRAMES OR BORDERS. A RIBBON-SHAPED PIECE OF FABRIC IS STITCHED DIRECTLY ON THE QUILTED BACKGROUND, USING A TECHNIQUE CALLED APPLIQUE. THE MAKER INCLUDED SIMILAR SYMBOLS THROUGHOUT THE QUILT."

On Thursday, August 17 we will be having the Business Meeting beginning at 5:30 pm at Sara-Anne's MPR across from the church. This meeting will focus on the results of the Financial Analysis and Quilt Show venues committees as we look to future plans and activities. It will be a potluck dinner and all are welcome. PLEASE RSVP to Marcia for planning purposes.

Besides the regularly scheduled meetings and mini groups, there are quite a few events coming up which you will want to attend and/or volunteer to help. Please see the calendar outlining these.

We still need volunteers for the Nominating Committee and the Bylaw Review Committee. Short term but VALUABLE input.

Road to California (Jan 17-20) Class registration is now open. Classes are filling up fast. We will be showing the 2024 Opportunity Quilt at Road to California in January. Please think about helping out by white gloving at the show. We will need 10 volunteers to each do a 2 hour shift. We are able to have 3 people from our guild in the same time slot.

Hope you have stayed cool in the last month with all the high temps, and got lots of sewing done.

Happy Quilting with Happy Quilters.

Marcia Dains
President

MARK YOUR CALENDARS AND SPREAD THE WORD!!!

Many important events coming up for you to attend, in addition to the mini-groups.

Now Open		Registration for Road to California January 17-20, 2024
Aug 10	6:30 pm	General Meeting - Game Night
Aug 12	9:00 am – 1pm	Workshop - Wonky Pieced Applique
Aug 17	5:30 pm	Business Meeting – Sara’s MPR - Potluck
Aug 19	10:00am – 2pm	Workshop - Veteran Clothing Protectors Open Sewing at Sara’s - MPR
Sept 11	8:30 am	Fabric Sorting For 9/23 Sale - Marcia Dain’s home
Sept 22	Morning	Fabric Sale Set Up - Joyce Wilkinson’s home
Sept 23	8:30 am	Fabric Sale Set Up
	10am – 2pm	Fabric Sale by the Pound and Boutique
Nov 11	8:30 am	Jinglefest Boutique Set Up - Central Park
	10:00am -5pm	Jinglefest Boutique Workers - Central Park
Jan 17-20	Rd2Ca	Need White Glove Volunteers

SCCQG – MEETING NOTES

SCCQG had their zoom meeting on Saturday, July 15TH, and the program focused on Internet and social media security. This was a very informative program for ALL, not just Guild members. They said the information from this program would be posted on the SCCQG website, but as of this writing, it has not been posted.

Top and most reinforced parts of the program included:

- Facebook: Never give out your full birthdate as easy for hackers to use
- Anyone can see your post in a social media public setting
- Website security: use a strong PASSWORD that is never shared is the best defense
 - ✓ Don't use pet names
 - ✓ Don't use the same one over and over again.
 - ✓ Don't leave it written in plain view
- Password Managers
 - ✓ Recommended to use a password manager application as a tool for organization
 - ✓ Password Apps (Google) are free and others may cost approximately \$25 or less.
- Heads up: Text messages, and even Facebook messenger, is not secure

Melissa Nilsen
1st Vice President

QUILT SHOW VENUS OPTIONS

The fact gathering continues to find any and all possible locations that could work for the Guild's next Quilt Show. We are taking every suggestion and getting the rental information without making any judgement at this time.

But we still need your help! If you have an "in" somewhere, or a connection that might get us a better than average deal, please let me know. If you wonder if I've checked such and such place, go ahead and ask me. Call, text, or email.

Thank you to those who have already reached out to help - you are so appreciated!!

Darlene Stump

PROGRAMS – GAME NIGHT

This month program is GAME NIGHT!!!!



Let's Have Fun!

Our very own fun members Patty Vergon and Sherryl Zurek will be leading us with games and prizes.

Hospitality will be providing ice cream sundaes and drinks for everyone.

We will have Show and Share, but due to time limits, we're asking that you only share 1 item.

Come and enjoy the fun.

Carol Carter
Programs

WORKSHOP – LINDA SULLIVAN – PLEASE SIGN UP!!!

**WONKY PIECING AND EASY APPLIQUE
ZOOM FEE \$40 FOR WORKSHOP**

**August 12,2023
9am-1pm**



Linda Sullivan, co-owner of Colourwerx, has over 25 years of experience as a professional quilter and is known for her use of bright colors and bold designs which are showcased in this puppy project. Linda’s tips and tricks for applique and quilting make this course fun, easy, and versatile. Pattern included with course!

Relaxing & Super Fun Time!

WONKY PIECING & EASY APPLIQUE

Choose to Make Mini ModDog, ModCat or ModFish



Students will love how liberating and fancy free these improv, slash 'n sew projects are! With no exact 1/4" seams to follow, and tons of tips and tricks from Linda, students will learn the basics of fun improv/wonky piecing and

never worry about being exact again! She'll also teach students the beginning basics of fusible web machine ppliqué with these easy to stitch shapes! Students may choose to make either a ModDog, ModCat or ModFish!

Last date to sign up is August 1,2023. Please contact me at scvquiltguild@gmail.com

FOLLOW-UP TO TRASH TO TREASURE BLOCK AUCTION EVENT

What a great night we had; I hope you had fun. The donations for the auction were awesome. A big thank you to those who donated to it. An extra thank you to Pat Bruno who donated many of the finished quilts we auctioned off. And to those who donated to the Trash to Treasure event too. We almost didn't have enough room to put everything out!! Thanks to all that found a treasure and took it home.

I would like to thank my team that helped wherever they could, Rhea Fetter, Nancy Goettling, Judy Chaffee, Stephanie Poss, Penny Lawrence, Carol Carter, Barbara Montejo, Patti Voyles, Dana Montague and Mary Moonitz who donated boxes of items to TtoT.

Lastly, but not least, the members who helped set-up and take down the event. Many hands make light work and for those who brought a friend!!

We were able to contribute \$2,000 + to the guild!!
Let's make it even better next year!!

Trash to Treasure Chairman
Joyce Wilkinson

CORRESPONDENCE TO SCV SIGNAL

July 21, 2023

Habeba,

I just wanted to thank you and Dan Watson for the complete article about the Trash to Treasure sale and Auction. We thought you covered all aspects of the event thoroughly and captured the purpose of the event. It was very nice to have such positive exposure.

Hope to see you at future events of which we will keep you apprised.

Sincerely,
Marcia Dains
President, SCVQG

RESPONSE FROM SCV SIGNAL

Marcia,

It was such an honor to meet you and the rest of the guild. I'm so happy you feel positively about the article, and it was so great to see firsthand the efforts you all put in towards the community. We will definitely keep in touch — please keep me posted.

Have a wonderful Friday!

Habeba

IFFI CHALLENGE

IFFI is on Hold until I get back from Vacation...Keep working on those projects and check in with me at the September meeting. If you have to gift your project, take a picture and measure it and we will check it in at the September Meeting.

Finish those projects!

Joyce Wilkinson

ORPHAN BLOCK CHALLENGE

The orphan block challenge will continue through September. You can pick up a kit for this challenge at the Community Service table. The kit includes a piece of batting, two orphan quilt blocks (an orphan quilt is a quilt block that has no home and we will give it a home in a placemat) for the front and back of a placemat and two strips of fabric for binding. You will need to add a small amount of fabric from your own stash to complete the placemat.

Remember these placemats are going homebound seniors who receive meals from the senior center.

Should you accept this challenge, you will have a chance to win a \$10.00 gift card to Rye Canyon. Yes, it must be complete (with binding) finished placemat to win. Oh yes.... there will be other prizes too.


Debbie Ackerman

COMMUNITY SERVICE – R.I.S.E.



The Guild received a donation of 100 pairs of blue jeans. They were in good condition and it was a shame to cut them up for projects. Monday Mavens decided to reach out to R.I.S.E. and made an appointment to deliver the donation. Meghan Simpson gave us tour of the facility and we were totally impressed by it. You might remember her as she spoke at our Community Service night. Meghan expressed how much they appreciate any quilts we donate.

REACH · INVEST · SUPPLY · EMPOWER

RISE FOUNDATION · 28077 SMYTH DRIVE, VALENCIA CA
91355 · EMAIL: INFO@RISESCV.ORG



Mission Statement: The RISE Foundation supports children in foster care, foster parents and workers, and young adults who are in, or have aged-out, of foster care. We provide resources that will ease transitions and improve living conditions. RISE encourages awareness and motivates community participation in support of children and young adults in foster care.



Please check their website for needed items if you would like to donate to this worthy cause: <https://www.risescv.org/>

SEW POWERFUL PURSE PROJECT

Thanks to the two Diane's (friends of Tina Marie Stockdale) who were so moved when they heard about the girls in Zambia, that they made 200 beautiful purses. That brings this year's total to 389. WOW!!!! We have outdone ourselves! Any purses still out there can be turned in at the August meeting. Can't wait to see our grand total.



COMMUNITY SERVICE – SCV SENIOR CENTER & PREGNANCY CENTER

On July 21st I delivered 10 bundles to the pregnancy center. Each bundle included a baby quilt, receiving blanket, burp cloth, and a bib. The center is always so delighted and thankful to receive our donations

Thank you for your continued support

Debbie Ackerman

COMMUNITY SERVICE – CAL VET FIELD TRIP

We are invited to visit the Cal Vet facility in West Los Angeles/Santa Monica. It is on the northern end of the Veterans facility, just west of the 405. We have a number of wheelchair, laptop, and bed quilts to bring to them. The visit is being planned for a Wednesday morning; to be at the facility for 2-3 hours, beginning about 10 AM. We can go either August 16th or 23rd. I need to set this up with Pamela White who is very excited to have us come. Please let me know if you are willing to go.

We will be delivering the donations to several of the units. How many depends on the number of people who are going. The vets will be looking forward to being able to talk with us. They do want to say thank you but cannot believe that we continue to bring them items. You may get in contact with me before our next meeting or, come to the back of the room where we have community service and sign up then. I need to let Pamela know which of the two days we will come down so she can set up the deliveries. We will be arranging car pools to minimize the number parking spaces we'll need! They are very excited to have us.

Patti Voyles, Veterans Coordinator

BLOCK OF THE MONTH

This month's block is very simple IF you sew perfect $\frac{1}{4}$ " seams, press without distorting square, and then align on a rotary mat and cut. No problem, right! It utilizes strip piecing to create 2 blocks for only slightly more effort than one. Just take it one step at a time and you will see what I mean. Be careful to get the placement of strips, one color going from large to small, and the other color going in between from small to large. If you don't understand, take a look at the example of a finished top just after the instructions.

As the instructions say, it is very important to achieve a size of $10\frac{1}{2}$ " unfinished. If this is a challenge for you, practice with a few of your scrap strips to get just the right seam allowance.

If you have any questions, please feel free to reach out to me!

Darlene Stump

MEMBERSHIP REPORT

We have a total of 84 members to date. We have a new member - Mary Moonitz. Please welcome her at the next meeting.

I have received our membership badges from Brian, so you can pick them up in the meeting. If you need one come see me there. They are \$11.00 each with a magnet back. If you have not renewed yet, please bring the form from the website or get one at the next meeting. We are taking cash, check and credit card. If you are renewing and have special request such as no pictures or no last name, please note it on your form. Also, if you want to receive the newsletter by mail, you must pay \$14.00.

Membership Chair
Sara-Anne Nelson

Happy Birthday to our August Ladies:



- Aug 2 – Carly Jo Fox
- Aug 4 – Kristal Dougherty
- Aug 13 – Patty Vergon
- Aug 13 – Patricia Bruno
- Aug 14 – Jackie Amundsen
- Aug 15 – Linda Townsley
- Aug 17 – Vanessa Forman
- Aug 19 – TinaMarie Stockdale



HOSPITALITY

Game Night = Ice Cream Sundaes!!!



*Ice cream & toppings provided by your Hospitality team
Dolores, Kendra, and Julie*

2023 PROGRAMS AND WORKSHOPS

Jan 12	Connie Sitar: Art Quilts
Feb 9	Melissa Lee- Pilates Stretch / Kathleen Dolan -Ergonomics
Feb 18	Connie Sitar Workshop – Art Quilts
March 9	Kathryn Pellman Lecture and Trunk show
March 11	Kathryn Pellman Workshop –Paper dolls for grown ups
March 18	Melissa Nilsen - Binding Workshop
April 13	Doryce Fitzgerald - Sew Powerful presentation
May 11	Critical Importance of a label for your quilt
May 6	Sew Powerful Workshop
June 8	Community Service Night
July 13	Trash to Treasure (formerly known as Block Auction)
Aug 10	Game Night
Aug 12	Wonky Piecing and Easy Applique ** VIRTUAL**- Linda Sullivan
Sept 14	Sewing Notions - Bring your favorite sewing aide and explain why you love it.
Oct 12	Kim Brownell – Trunk Show
Oct 14	Kim Brownell Workshop - Quilted Jigsaw Puzzles
Nov 9	Brandy Abernathy- T-shirt Quilts
Dec 14	Holiday Party

TREASURER'S REPORT

**Treasurer's Report
June 2023**

	Bank of America Checking		
	Beginning Balance as of 6-1-23		\$ 33,042.75
	Deposits and Other Credits		
6-Jun	Deposit-SewPowerful Donation	\$ 50.00	
6-Jun	Deposit-Closing CD 0213	\$ 2,913.99	
6-Jun	Deposit-Closing CD 0457	\$ 1,257.16	
6-Jun	Deposit-Closing CD 1582	\$ 3,575.11	
18-Jun	Stopped Payment #2021 Linda Kussoy	\$ 90.00	
9-Jun	SewPowerful Donation	\$ 30.00	
9-Jun	Ways & Means	\$ 195.00	
9-Jun	Opportunity Tickets	\$ 60.00	
20-Jun	Membership & Opportunity Tickets	\$ 70.00	
		\$ 8,241.26	\$ 8,241.26
	Total Deposits		
	Withdrawals & Other Debits		
6-Jun	Bank of America EFT-CD 6965	\$ 10,000.00	
6-Jun	Penny Lawrence-Cash for SP #2021	\$ 90.00	
7-Jun	Marcia Dains-Jinglefest	\$ 160.00	
7-Jun	Doryce Fitzgerald	\$ 59.00	
7-Jun	Santa Clarita United Methodist Church	\$ 1,050.00	
7-Jun	Golden State Storage-K037	\$ 2,460.00	
15-Jun	Penny Lawrence-Long Beach Quilt Show	\$ 200.00	
	Total Withdrawals		\$ 14,019.00
	Ending Balance on 6-30-23		\$ 27,265.01

Penny Lawrence
Treasurer

MINI-GROUPS

Name	Contact	Meeting Information
Freedom Mini Group (Currently Full)	Joyce Wilkinson	Meets the fourth Tuesday of each month
Monday Mavens ***	Melissa Nilsen	Meets 1 st and 3 rd Mondays at Melissa’s house and 2 nd and 4 th Mondays on Zoom – everyone is welcome to the Zoom sessions. Contact Melissa for the Zoom link. Space limited for the in-person sessions. Must RSVP to Melissa.
Stitch n’ Chat ***	Carol Carter	Meets 3 rd Thursday of each month at Darlene’s house. Space limited, must RSVP to Carol.
Quilters in the Park ***	Kendra Geiger	Summer Heat Hours: Meets every other Friday, 9:30am – 11:30am, at Central Park near the restrooms closest to the dog park. All are welcome.
Saturday Sewing at Sara’s ***	Sara Nelson	Meets the 3 rd Saturday of the month, 10:00am – 2pm at Sara’s Multi-Purpose Room. Must RSVP to Sara.

*** indicates membership is open. If you want to attend a meeting, we recommend calling the contact to be sure that nothing has changed since this listing.

STITCH N’ CHAT MINI GROUP – OPEN TO EVERYONE

This mini-group meets on the 3rd Thursday of each month from 9:30am-12:30pm and is open to everyone. We try to showcase a different quilting technique at each meeting and then put those techniques to use in creating items for the guild’s community service projects. It’s perfect both for those members who want to improve their quilting skills and experienced quilters with tips to share. Fabric is supplied; just bring your sewing machine, neutral thread, rotary cutter, and scissors/snips.

The August 17th meeting, we will be making burp clothes and receiving blankets for the R.I.S.E. organization. We had the opportunity to visit their location and we’re touched and wanted to help contribute.

Please RSVP to be courteous to our host at scvquiltguild@gmail.com

Carol Carter

COMBINED -- SATURDAY SEWING AT SARA'S / VETERAN CLOTHING PROTECTORS WORKSHOP

Calling all Quilters who want to sew and enjoy each other's company. Especially if you work Monday through Friday. We are holding our next Saturday Sewing at Sara's Place on **August 19th**. This open session is in addition to the Sewing Opportunity for our Veterans Workshop, if you rather work on individual projects.

We will meet at 26705 Bouquet Canyon Rd. In the Multi-Purpose Room, at 10am till 2pm. Everyone will work on their own projects.

Please let me know in advance, so I will be on the lookout for you as all doors are locked on the weekends. Drop off your gear at the main door, and park around the building in guest parking (you can park in the white zone).

This is not a teaching class. We are all working on our own projects. If you have questions, you can ask anyone, or if you want an opinion, we all have them.

WORKSHOP OPPORTUNITY

Sewing Opportunity for our Veterans – We will be making the much needed “Clothing Protectors” for our Veterans.

Dana Montaque and Carol Carter will be teaching this workshop. All materials needed to make these clothing protectors will be provided.

When	Saturday August 19, 2023
Where	Sara's Multi-Purpose Room
Time	10am-2pm

Please bring a long extension cord for your sewing machine
Normal quilting tools, including neutral thread.
Lunch or a snack, and drinks for yourself.
Cutting board, iron, and board will be set up.

Please RSVP to scvquiltguild.org
Carol Carter / Dana Montaque



SARA'S MULTI-PURPOSE ROOM LOCATION INFO

For all events and workshops being held at: Sara's Multi-Purpose Room - Bouquet Canyon Apartments - 26705 Bouquet Canyon Rd, Saugus

The Complex is located across the street from the church we hold our monthly meetings. The room is spacious offering a nice venue to hold our workshops. Parking is very limited, so we recommend carpooling, and drop off your sewing machines and supplies at the multi-purpose room before looking for parking. Participants can park in the Bouquet Canyon Plaza shopping center next to the apartments. There is parking available by the Trek Bicycle shop and a short walk across the bridge into the apartment complex. Please bring your lunch and drinks with you. As an option, there are several fast-food places close by.

WAYS AND MEANS

I'm very excited for you to see the next 5 baskets that will be raffled in August. Each package has at least 5 yards of fabric in total, a book/magazine, and some really great notions. We have Laurel Burch fanciful cats, Mary Engelbreit garden prints, pink baby prints, blue reproduction prints, and a lovely collection of blue and yellow floral prints.

Thank you to Rita Percer for sharing her flair with us. We wish her well in her new adventure in Arizona.



Thank you for supporting your guild

Laura Hawkins, Rita Percer, and Barbara Schnepf

WEBSITE

Please review website for updates on events and photos. <https://scvquiltguild.org/>

Carol Carter
Web mistress

2023 OPPORTUNITY QUILT

Thanks to all the ladies that volunteered at Long Beach, we sold \$188 worth of tickets.

Remember you can still buy tickets for yourselves, friends, and family. Tickets are available at guild meetings. If you need a lot, please contact me ahead of time so I can bring plenty.


Doryce Fitzgerald
Quilt Mom

Pinwheel Parfait



Underground Blues

By Janine Burke



Here is a perfect block to practice your $\frac{1}{4}$ " seams. Being off by "just a little bit" when multiplied over several seams can add up quickly.

You will be strip piecing contrasting strips together and then cutting them into two blocks. Your block should be $10\frac{1}{2}$ " square UNFINISHED. Finished Size (once sewn into the quilt) is 10".

For 2 blocks, you will need:

Fabric/Color

Two contrasting fabrics. One strip of each:

- Strip of 2" x 22"
- Strip of 1 $\frac{3}{4}$ " x 22"
- Strip of 1 $\frac{1}{2}$ " x 22"
- Strip of 1 $\frac{1}{4}$ " x 22"
- Strip of 1" x 22"

1. Using one of each strip width from two contrasting fabrics, lay out your strips as shown, going from wide to narrow with one fabric, then fabric 2 interspersed from narrow to wide. Take a close look to make sure they are in correct position.
2. Sew together in pairs, pressing seams open. (May press all one direction.)
3. Sew the pairs together, pressing seams open. (May press all one direction.) Take a close look that design looks correct. It is very easy to get this wrong.
4. **Measure the width of your strata. It should measure $10\frac{1}{2}$ ". If not, please take a closer look at your seams to find where you can make adjustments.**

Fig. 1




Fig. 2




Fig. 3


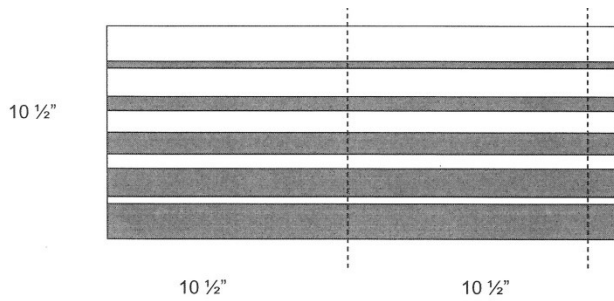



Fig. 5




5. **When you get your pieced strips to measure 10 1/2",** cut your strata into two blocks of 10 1/2". (I like to lay pieced strips on a cutting mat, lining up on a horizontal line and having the left side going to the edge of the mat. Then I use my rotary cutter to cut vertically on the "0" and then the "10 1/2"). Then continue without moving and cut at the 21".)



OUR BUSINESS AFFILIATES

Quiltn' for You!
Quilting your memories
 Fine Custom Longarm Quilting
 Joyce Wilkinson
 24450 Cross St 661-753-7865 C
 Newhall, Ca 91390 quiltnforyou@gmail.com

Abernethy Creative
Threadworks
Creating Memories One Stitch at a Time
 Jim & Brandy Abernethy, Owners
 661.645.4781 ACThreadworks@gmail.com
 Custom T-Shirt Quilts • Longarm Quilting Services
 Custom Embroidery • Custom Quilt Labels

Candy's Quiltworks

 Fabric, Books, Kits, Notions, Patterns & Gifts
 M-F 10 AM-6 PM
 Wed. til 7 PM
 Sat 10 AM-5 PM
 Sun. Noon-4 PM
 8549 Reseda Blvd., Northridge, CA 91324
 818-349-SEWS (7397) 818-349-7339 fax
candysquiltworks@sbcglobal.net

Edward Jones
 MAKING SENSE OF INVESTING
 Karen Roberts, AAMS®
 Financial Advisor
 23422 1/2 Lyons Avenue
 (Lyons Station at Apple Street)
 Santa Clarita, CA 91321
 Bus. 661-288-2120 TF. 888-288-2221
 Fax 888-826-3911
www.edwardjones.com
 California Insurance License OC24309

KEYES "Serving You For Over 60 Years"
 818-573-2400


<http://all-things-quilting.square.site> Lori Brothers
 661-644-0855
All Things QUILTING
Beautiful Things Come Together One Stitch at a Time
 Long Arm Services • Classes • Fabric Sales

Rye Canyon Supply Co.
 28150 Avenue Crocker, # 207
 Valencia, Ca 91355
 Ph: 562-607-5642
 Email: ryecanyonsupplyco@gmail.com

 Buy • Resale salvage garment & accessories supplies
 Fabric • Trims • Leather Hardware • Vintage

MILES
 MUNICIPALITIES


Sewing Machine Warehouse & kneedle.com
 16214 Nordhoff Street, North Hills, California 91343 Call 818-332-7777
 Los Angeles Times **READERS' CHOICE** WINNER
 We did it again
READERS' BEST CHOICE
 2014-2016
 We Love you, too!

Start with Rotary and good things happen.

Santa Clarita Valley Rotary Club Service above all in the SCV since 1950

Things to Remember:

- ❖ Wear your name tag
- ❖ Sign-in sheet at the door
- ❖ Bring 1 Show & Share Item
- ❖ Reach out to Guest and New Members
- ❖ Ice Cream Sundaes / Game Night

This Month's Calendar:

- ❖ **General Meeting: Thursday, August 10th**
Social Hour: 6:30-6:50pm
Meeting starts at 6:50pm
at Santa Clarita United Methodist Church
26440 Bouquet Canyon Rd, Saugus, CA
- ❖ **Business Meeting: August 17th**
Meeting starts at 5:30pm
Sara's Multi-Purpose Room



Santa Clarita Valley Quilt Guild
P.O. Box 802863
Santa Clarita, CA 91380-2863

FIRST CLASS MAIL

www.scvquiltguild.org

