



# SANTA CLARITA VALLEY QUILT GUILD

*Volume 34– Issue 05  
May 2023*

*Our mission is to stimulate an interest in quilts, to promote and advance the art of quilt making, to conduct educational programs and services in the design techniques and preservation of quilts and quilt making; and to promote quilting in philanthropic endeavors.*

## 2023 PRESIDENT'S MESSAGE

Ladies and Gentlemen, RAISE YOUR MARGARITAS, WEAR YOUR BEST DERBY HAT, AND START YOUR ENGINES!

May is a busy month for sure! Happy Mother's Day, Cinco de Mayo, Sew Powerful Workshop, Guild meeting, Stitch and Chat, Kentucky Derby, Monday Mavens, Graduations, Quilters in the Park and ending with the Indianapolis 500 race and Memorial Day. I know your sewing machines will have done 500 miles, hours or minutes by the time race begins. Have a wonderful month and thank you for all your efforts in support of the Guild's work in the community.

Have you wondered why we are constantly referencing and encouraging the addition of labels to your quilts?? At our next meeting (May 11 at 6:30 pm) you will learn the "Story Behind the Labels" and how to immortalize your quilts (and save them from the Goodwill donation bin) with simple to complex techniques. Super important and you will learn why.

On May 11th (yes the same day as our meeting), several of us will be going to the Valley Quilters meeting at 9:00 am - 11:30 to sell tickets for our Opportunity Quilt and to hear their speaker, Trudy Cleveland on "How to Photograph Your Quilts". If you would like to go, email me at [aicram6973@gmail.com](mailto:aicram6973@gmail.com) and we can arrange carpooling or caravan. It is a \$5.00 admission to support the cost of the speaker.

The Guild had a very successful April with the two events - Cowboy Festival and Home and Garden Show. You should have received summaries of each prior to the publication of this newsletter, but I would be remiss if I did not say again, THANK YOU to all the volunteers who worked and to all the members who contributed beautiful items.

Many of you have asked about the status of Hart Park and the Cowboy Festival. Laurene Weste, Santa Clarita Council Woman, shared that the City will be discussing and perhaps taking action on the transfer of management from LA County to the City of Santa Clarita at their regularly scheduled meeting on Tuesday, May 9. This transfer more than likely will change the venue of the Cowboy Festival back to Hart Park. She said community comments are always appreciated.

May you have Happy Quilting with Happy Quilters!  
Marcia Dains

## PROGRAMS – MAY MEETING

**Program:** “Critical Importance of a Label for Your Quilt”. This program will include the essential elements in creating your quilt story.

Speakers include: Marcia Dains, Joyce Wilkerson, Jean Carter, and Carol Carter

**Welcome our Visitors:** Citrus Belt Quilters from Redlands will be joining us at our May meeting. They are bringing their opportunity quilt to show and sell tickets. Make sure to make them feel welcome.

Carol Carter  
Programs

## SARA’S MULTI-PURPOSE ROOM LOCATION INFO

For all events and workshops being held at: Sara's Multi-Purpose Room - Bouquet Canyon Apartments - 26705 Bouquet Canyon Rd, Saugus

The Complex is located across the street from the church we hold our monthly meetings. The room is spacious offering a nice venue to hold our workshops. Parking is very limited, so we recommend carpooling, and drop off your sewing machines and supplies at the multi-purpose room before looking for parking. Participants can park in the Bouquet Canyon Plaza shopping center next to the apartments. There is parking available by the Trek Bicycle shop and a short walk across the bridge into the apartment complex. Please bring your lunch and drinks with you. As an option, there are several fast-food places close by.

## PROGRAMS – SEWPOWERFUL PURSE

### SewPowerful Purse – May 6th

Doryce Fitzgerald will be leading the SewPowerful Purse project workshop in Sara's Multi-Purpose Room (info below). This is a FREE workshop. Kits are available.

Bring your own drinks, coffee, and lunch. Bring snacks to share if you'd like.

If you haven't signed up, please contact me.

[scvqguild@gmail.com](mailto:scvqguild@gmail.com)

Carol Carter  
Program



## 2024 OPPORTUNITY QUILT

If you took 2024 Opportunity Block kits at the March meeting, please return them to me. You can bring them to the May meeting or to my house. Please return them even if you haven't had a chance to finish them.

We'll be making applique flowers for the 2024 Opportunity Quilt. If you'd like to help, come to the sewing session May 27th at 10am - 2pm at Sara's Multi-Purpose Room in the Bouquet Canyon Apartments, 26705 Bouquet Canyon Rd, Saugus. Bring your sewing machine, fabric scissors or snips, neutral thread, lunch/snacks, and a drink. Fabric will be provided. We'll show you how to make Dresden flowers, or you are welcome to bring your own design for flower petals, birds, or butterflies. Thin backing fabric will also be provided.

Please let me know if you're planning to come so we can set up.

Thank you,  
Melissa Nilsen  
2024 Opportunity Quilt Chairman

## GUILD CHALLENGE – PLACEMAT CHALLENGE

The Placemat Challenge is for all members to try to make 1 placement per month.

We are aiming for a 13"x18" finished size. You can pick up a kit or use your own scraps and/or orphan blocks. You can bind it or not, as we have people who love to do binding.

Remember you will receive 1 raffle ticket for each turned in placemat.

Thank you for participating!  
Debbie Ackerman


## GUILD CHALLENGE – CANDY BAR

Hello to all you Candy Bar Challenge Quilters!

**FINAL CALL** to all you Candy Bar Challenge Quilters! In February we challenged you to create a 12 ½" (raw) block that depicts your favorite Candy. "Sweethearts" there is only 1 month left to get your "Good and Plenty" squares together. It can be any style, any technique, any color. All blocks are due at the May meeting. For more details, please go to the Guild Website and check out the March Newsletter. We are looking forward to blowing y'all "Kisses" and smiles at the meeting. Just remember "Sometimes you feel like a nut, sometimes you don't".

If you have any questions, please feel free to contact any of us.

Judy C., Gabrielle L., Barbara S



## COMMUNITY SERVICE

We had so many completed items returned at the guild meeting this past meeting! We are very excited by the participation of our guild in sewing various projects to gift various community organizations.

Thanks for all of your assistance in readying quilts. I delivered 15 various sized quilts to a fellow non-profit organization, Finally Family. This organization works with youth 18-24 aging out of foster care.

Looking forward to our Sew Powerful Purse workshop lead by Doryce, hosted by Sara at her multipurpose room Saturday May 6th. The placemats for the senior center are looking wonderful.

Thank you all for all you do,  
Dana Montague

## COMMUNITY SERVICE – SCV SENIOR CENTER & PREGENCY CENTER

Once again quilters, you have really stepped up to the challenge of creating one placemat a month. A total of 47 completed placemats were turned in for the senior center. Well done!!! We also received 2 quilts for the senior center and 2 for the pregnancy center.

Congratulations to Barbara Montejo, Patty Vergon, and Judy Chaffee who were the winners of the April community service drawing.

Look forward to a new challenge coming in June; the “orphan block” challenge. Should be lots of quilting fun.

I look forward to seeing you all in May, where we will have another drawing. Good luck and keep on quilting.

Thanks for your support  
Debbie Ackerman

## TRASH TO TREASURE / AUCTION

Our July 13th Guild Meeting will be our new Trash to Treasure/Auction event. In the past our great member, Barbara Montejo, has graciously given up her garage to store all the items for the Block Auction. She has done that for 15-20 years. We want to give Barbara a huge Thank-you for that service that allowed us to earn a sizable amount of money for the guild.

The new Trash to Treasure format will not require a member to store all the items. Each of us will collect saleable items, price them and bring them the night of the meeting, ready to sell on July 13th. Fabric collections can be tied together, put in plastic bags or containers and priced. Please price a saleable amount. Larger amounts of fabric can be priced separately, i.e., 4 yards of fabric \$8. What would you pay for your donation? Or maybe we should auction it off.

Finished products, such as quilts, wall hangings, quilt tops, quilt kits, fabric stacks, sewing tables etc., will go up for auction. Those items you will give to me, Joyce Wilkinson, I will bring them the night of our event.

Members will be able to purchase the Trash to Treasure items you bring as soon as they are set up. Auction will begin after the opening of the meeting.

Start setting aside those items you feel will contribute to a great night of fundraising!

Joyce Wilkinson  
Trash to Treasure Chair

## IFFI (I FINALLY FINISHED IT)

IFFI is officially "Closed" except, if you joined the guild after February 1st of this year, I will open it up for the new members. Come to our next guild meeting on May 11th with a list of up to ten projects you hope to finish this year. I will have sign-up forms for you to fill out. Be sure to have \$10 cash or a Check for \$10 (SCVQG). Each time you finish a project, bring it to the next guild meeting for show and share. Please check in with me for your tickets. Your tickets will be entered into the drawing we will have at our December meeting. There will be a separate drawing for any project that has a label.

Finish those projects!  
Joyce Wilkinson



## BLOCK OF THE MONTH

We are going to change things up a bit these next two months! May and June will be two different blocks that work together to create an interesting and cohesive look. The month of May I will be offering kits for the "Star" block. Then for the month of June, I will be offering the kits for the "Chain" block. By arranging in alternating positions, the design looks complicated but in doing it one step at a time, it is fairly simple (a true-life lesson). A big shout out to Melissa Nilsen for offering up this design!

And in another change, when you flip to the instructions and finished quilt design, you will see that I have chosen to show it in black and white. I hope this accomplishes two things: it allows us to really look at the design without being distracted by a particular color palette; and it allows us to create two uniquely colored quilts. They will not be black and white quilts, although that is certainly a direction one could go!

I hope I've piqued your interest!

Remember, you can always reach out to me with any questions or problems with all things BOM.

Darlene Stump  
Block of the Month Chairman

## MEMBERSHIP REPORT

We have a total of 79 members to date.

We have new members - Stephanie Poss, Lynn Marie Lowe, Debi Broggie.  
Please welcome them at the next meeting.

I have received our membership badges from Brian, so you can pick them up at the May meeting. If you need one come see me there. They are \$11.00 each with a magnet back.

If you have not renewed yet, please bring the form from the website or get one at the next meeting. We are taking cash, check and credit card. If you are renewing and have special

request, such as no pictures or no last name, please note it on your form. Also, if you want to receive the newsletter by mail, you must pay \$14.00.

Membership Chair  
Sara-Anne Nelson

## Happy Birthday to our May Ladies:



May 5 – Conne Sitar  
May 21 – Debbie Ackerman  
May 21 – Denise Rifilato  
May 23 – Shheila Dutka



## HOSPITALITY

People with last name letters, G-Q please bring snacks for the May general meeting.

*Dolores, Kendra, and Julie*



## 2023 PROGRAMS AND WORKSHOPS

Jan 12	Connie Sitar: Art Quilts
Feb 9	Melissa Lee- Pilates Stretch / Kathleen Dolan -Ergonomics
Feb 18	Connie Sitar Workshop – Art Quilts
March 9	Kathryn Pellman Lecture and Trunk show
March 11	Kathryn Pellman Workshop –Paper dolls for grown ups
March 18	Melissa Nilsen - Binding Workshop
April 13	Doryce Fitzgerald - Sew Powerful presentation
May 11	Critical Importance of a label for your quilt
May 6	Sew Powerful Workshop
June 8	Community Service Night
July 13	Trash to Treasure (formerly known as Block Auction)
Aug 10	Game Night
Aug 12	Wonky Piecing and Easy Applique ** VIRTUAL **- Linda Sullivan
Sept 14	Sewing Notions - Bring your favorite sewing aide and explain why you love it.
Oct 12	Kim Brownell – Trunk Show
Oct 14	Kim Brownell Workshop - Quilted Jigsaw Puzzles
Nov 9	Brandy Abernathy- T-shirt Quilts
Dec 14	Holiday Party

**TREASURER'S REPORT**

**March 2023**

	<b>Bank of America Checking</b>		
	<b>Beginning Balance as of 3-1-23</b>		<b>\$ 31,792.81</b>
	<b>Deposits and Other Credits</b>		
<b>3-Mar</b>	<b>Membership&amp;Opportunity Tickets</b>	<b>\$ 50.00</b>	
<b>3-Mar</b>	<b>Membership&amp;Opportunity Tickets</b>	<b>\$ 50.00</b>	
<b>13-Mar</b>	<b>Mem,Opp Tick,Donation&amp; Postage</b>	<b>\$ 524.00</b>	
<b>17-Mar</b>	<b>Membership&amp;Opportunity Tickets</b>	<b>\$ 55.00</b>	
<b>17-Mar</b>	<b>Ways &amp; Means</b>	<b>\$ 205.00</b>	
<b>17-Mar</b>	<b>Workshops</b>	<b>\$ 280.00</b>	
<b>30-Mar</b>	<b>Stopped Payment # 2006</b>	<b>\$ 90.00</b>	
	<b>Total Deposits</b>		<b>\$ 1,254.00</b>
	<b>Withdrawals &amp; Other Debits</b>		
<b>1-Mar</b>	<b>Connie Sitar</b>	<b>\$ 48.37</b>	
<b>1-Mar</b>	<b>Kathryn Pellman</b>	<b>\$ 1,142.16</b>	
<b>15-Mar</b>	<b>Department of Justice</b>	<b>\$ 25.00</b>	
<b>16-Mar</b>	<b>Dolores Roux-Jones</b>	<b>\$ 19.98</b>	
<b>16-Mar</b>	<b>Carol Carter</b>	<b>\$ 21.76</b>	
<b>30-Mar</b>	<b>Linda Kussoy</b>	<b>\$ 90.00</b>	
<b>30-Mar</b>	<b>Penny K-Lawrence</b>	<b>\$ 76.94</b>	
		<b>\$ 1,424.21</b>	
	<b>Total Withdrawals</b>		<b>\$ 1,424.21</b>
	<b>Ending Balance on 3-31-23</b>		<b>\$ 31,622.60</b>

Penny Lawrence  
Treasurer

## MINI-GROUPS

<b>Name</b>	<b>Contact</b>	<b>Meeting Information</b>
<b>Freedom Mini Group</b> (Currently Full)	Joyce Wilkinson	Meets the fourth Tuesday of each month
<b>Monday Mavens ***</b>	Melissa Nilsen	Meets 1 <sup>st</sup> and 3 <sup>rd</sup> Mondays at Melissa's house and 2 <sup>nd</sup> and 4 <sup>th</sup> Mondays on Zoom – everyone is welcome to the Zoom sessions. Contact Melissa for the Zoom link. Space limited for the in-person sessions. Must RSVP to Melissa.
<b>Stitch n' Chat ***</b>	Carol Carter	Meets 3 <sup>rd</sup> Thursday of each month at Darlene's house. Space limited, must RSVP to Carol.
<b>Quilters in the Park ***</b>	Kendra Geiger	Meets every other Friday, 11:15am – 1pm, at Central Park near the restrooms closest to the dog park. All are welcome.
<b>Saturday Sewing at Sara's ***</b>	Sara Nelson	Meets the 3 <sup>rd</sup> Saturday of the month, 10:00am – 1pm at Sara's Multi-Purpose Room. Must RSVP to Sara.

\*\*\* indicates membership is open. If you want to attend a meeting, we recommend calling the contact to be sure that nothing has changed since this listing.

## STITCH N' CHAT MINI GROUP – OPEN TO EVERYONE

This mini-group meets on the 3<sup>rd</sup> Thursday of each month from 9:30am-12:30pm and is open to everyone. We try to showcase a different quilting technique at each meeting and then put those techniques to use in creating items for the guild's community service projects. It's perfect both for those members who want to improve their quilting skills and experienced quilters with tips to share. Fabric is supplied; just bring your sewing machine, neutral thread, rotary cutter, and scissors/snips.

Our next Stitch n Chat will be our regularly scheduled 3<sup>rd</sup> Thursday, 5/18, from 9:30am-12:30pm (note time change) at Darlene Stump's home. At the May get together, we will learn how to paper / foundation piece. Very helpful for some of those tricky blocks to piece. Jean Carter will be leading this technique. There is space in the garage for spray basting quilts too, if you just want to stop by for that.

Please RSVP to Carol Carter if you would like to join us as space is limited. Phone number is in our directory or email her at [scvqquild@gmail.com](mailto:scvqquild@gmail.com).

Carol Carter & Melissa Nilsen

## NEW MINI GROUP -- OPEN TO EVERYONE

### Saturday Sewing at Sara's

Calling all Quilters who want to sew and enjoy each other's company. Especially if you work Monday through Friday. We are going to try a new mini group -- Saturday Sewing at Sara's Place on Saturday, May 20, 2023. We will meet at 26705 Bouquet Canyon Rd., in the Multi-Purpose Room, at 10am till 1 or 2pm. Everyone will work on their own projects. Since this will be the first meeting, we will decide if we will continue on the third Saturday or the fourth Saturday of the month.

Please bring your own lunch and beverages. You will also need to bring a long extension cord, your sewing machine, and project. I will make sure there is a cutting board, iron and ironing board.

Please let me know in advance so I will be on the lookout for you as all doors are locked on the weekends. Drop off at the main door and park around the building in guest parking, you can park in the red zone (if you feel lucky) or if you want park at Trek and walk back.

This is not a teaching class. I am not a teacher so please don't ask me.

Sara Nelson

## WAYS AND MEANS

Ways and Means is happy to announce the winners of the raffle for April 13, 2023.

#1 Friendship in Bloom Winner will be announced next month.

#2 Wildlife Safari Brandy Abernethy

#3 Garden Bunny Marcia Dains

#4 Woodland Bloom Karen Nelson

#5 Amelia's Garden Vickie Reti

We are really excited about May's prizes!



We will continue the raffle for the quilt "Friendship in Bloom" and the winner will be announced.

We have two beautiful packages that feature popular fabric designers. One package features fabrics by Laurel Burch. We have Sheila Dutka to thank for that large donation.

The other designer package features fabrics from the Kaffe Fassett Collection by Free Spirit.

Laura Hawkins and Rita Percer



## WEBSITE

Keep up-to-date by viewing our website. Content is always changing! There are a lot of upcoming events coming our way. Check out the photo section too.

Carol Carter  
Web Mistress

2023 OPPORTUNITY QUILT

Pinwheel Parfait





## DID YOU KNOW?

Did you know that the Guild regularly post content on social media? What a fantastic way to share our finished projects with others. Here are the QR codes to access our social media sites:


Check out our website:



### Santa Clarita Valley Quilt Guild

[scvquiltguild.org](http://scvquiltguild.org)

Follow us on Instagram:



Join our **PRIVATE** (just for members) group on Facebook:



The Webmistress is Carol Carter. The Instagram Administrator is Melissa Nilsen. Please send her any content you want to share. The Facebook Administrator is Marcia Dains. Once an approved member, you can add content yourself.

TIP: Do you know what a QR code is and how to use it? Open your cell phone's camera and hover over the QR code. It's a quick and easy way to go directly to the content. Or you can access the sites by typing Santa Clarita Valley Quilt Guild in the search bar.




# BLOCK OF THE MONTH

SCVQG Block of the Month

## Star Block

May 2023



Your block should be 12.5" UNFINISHED. Finished Size (once sewn into the quilt) is 12".

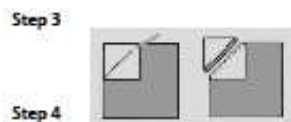
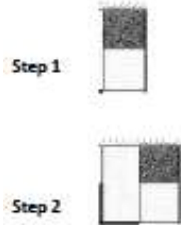
### Star Blocks

For each block, you will need:

<u>Fabric/Color</u>	<u>Cut Size</u>	<u>Quantity</u>
<b>White fabric</b>		
- Corner Squares	2 1/2" x 2 1/2"	4
- Corner Rectangles	2 1/2" x 4 1/2"	4
- Star Legs	4 1/2" x 4 1/2"	4
<b>Colorful Fabrics</b>		
- Corner Squares	2 1/2" x 2 1/2"	4
- Center Square	4 1/2" x 4 1/2"	1
- Star Legs	2 1/2" x 2 1/2"	8

### USE SCANT 1/4" SEAMS

#### Corner Blocks:




- Using one "Colorful" Corner Square 2 1/2" x 2 1/2" and a same sized white square, right sides together, sew one side together. Press toward the colorful fabric. Repeat to complete four rectangles.
- Using above completed rectangle and a white Corner Rectangle, with right sides together, sew one long side together. Do this with the four above rectangles. \*Bonus points if you sew two of them on the opposing long side. Press to white rectangle.

#### Star Legs


- Mark diagonal of wrong side of colorful 2 1/2" square. Using a white 4 1/2" square and 2 colorful 3" squares, place one of the colorful squares right side down on one corner. Sew across the diagonal from mid-side to mid-side. Press onto itself. Trim excess back fabric to 1/4".
- Then do the same thing with a connecting square to create one block of legs. (If you try to do both corners at the same time it will not give you the correct shape.)
- Repeat to have four blocks of legs.

#### Combine Units



- Layout as shown. Sew by rows. Press middle row seams in toward center. Press first and third rows outward from center.
- Nest seams to sew together. Press.
- Check that your block measures 12 1/2" (or very close.) If it doesn't, this is going to be because your seam allowances were incorrect. If the block is too big, your seam allowance is too small. If the block measures too small, your seam allowance is too big. If your block is significantly off, it may not be worth taking apart. You can turn this one into a placemat. But use this info to correct for future blocks.

This month we'll make the star blocks, and next month we'll make the chain blocks. When we put the top together, we'll alternate those blocks to get the design below. For a 60 x 60 quilt (no borders) you'll need 13 Star Blocks and 12 Chain blocks. Layout: 5 x 5 blocks.





## SPONSORS AND ASSOCIATES

**Quiltn' for You!**  
 Quilting your memories  
 Fine Custom Longarm Quilting  
 Joyce Wilkinson  
 24450 Cross St 661-753-7865 C  
 Newhall, Ca 91390 quiltnforyou@gmail.com

*Abernethy Creative  
 Threadworks*  
 Creating Memories One Stitch at a Time  
 Jim & Brandy Abernethy, Owners  
 661.645.4781 ACThreadworks@gmail.com  
 Custom T-Shirt Quilts • Longarm Quilting Services  
 Custom Embroidery • Custom Quilt Labels



**Rye Canyon Supply Co.**  
 28150 Avenue Crocker, # 207  
 Valencia, Ca 91355  
 Ph: 562-607-5642  
 Email: rynecanyonsupplyco@gmail.com  
 rynecanyonsupplyco

Fabric • Trims • Leather  
 Hardware • Vintage

Buy • Resale salvage garment  
 & accessories supplies

**Candy's Quiltworks**

Fabric, Books, Kits,  
 Notions, Patterns  
 & Gifts

M-F 10 AM - 6 PM  
 Wed. til 7 PM  
 Sat 10 AM - 5 PM  
 Sun. Noon - 4 PM

8549 Reseda Blvd., Northridge, CA 91324  
 818-349-SEWS (7397) 818-349-7339 fax  
 candysquiltworks@sbcglobal.net

Sewing Machine Warehouse & kneedle.com

VACUUM CLEANERS SEWING MACHINES CLASSES & EVENTS ABOUT US REACH US VISIT US GREAT SCOTTS RESOURCES

16214 Nordhoff Street, North Hills, California 91343 Call 818-332-7777

**We did it again**

Los Angeles Times  
**READERS' CHOICE**  
 Best of Southern California  
**WINNER**

**DAILY NEWS READERS' CHOICE BEST CHOICE 2014-2016**

**We Love you, too!**

**KEYES** "Serving You For Over 60 Years"

818-573-2400



Karen Roberts, AAMS®  
 Financial Advisor

**Edward Jones**  
 MAKING SENSE OF INVESTING

23422 1/2 Lyons Avenue  
 (Lyons Station at Apple Street)  
 Santa Clarita, CA 91321  
 Bus. 661-288-2120 TF. 888-288-2221  
 Fax 888-826-3911  
 www.edwardjones.com  
 California Insurance License 0C24309

**MILES**  
 COMMERCIAL WASHING

Home Products Your Industry Our Services About Us Contact Us Online Services

**MUNICIPALITIES**



Start with Rotary  
 and good things happen.



Santa Clarita Valley Rotary Club Service above all for the SCV since 1909

### *Things to Remember:*

- ❖ Wear your name tag
- ❖ Sign-in sheet at the door
- ❖ Bring your Show & Share Quilts
- ❖ G-Q bring snacks

### *This Month's Calendar:*

- ❖ **General Meeting: Thursday, May 11th**  
Social Hour: 6:30-6:50pm  
Meeting starts at 6:50pm  
at Santa Clarita United Methodist Church  
26440 Bouquet Canyon Rd, Saugus, CA
- ❖ **Business Meeting: Thursday, May 18th**  
Meeting starts at 6:30pm  
Marcia Dain's residence or via zoom



Santa Clarita Valley Quilt Guild  
P.O. Box 802863  
Santa Clarita, CA 91380-2863

**FIRST CLASS MAIL**

Check out our social media:

[www.scvquiltguild.org](http://www.scvquiltguild.org)

