



SANTA CLARITA VALLEY QUILT GUILD

*Volume 35 – Issue 03
March 2024*

Our mission is to stimulate an interest in quilts, to promote and advance the art of quilt making, to conduct educational programs and services in the design techniques and preservation of quilts and quilt making; and to promote quilting in philanthropic endeavors.

PRESIDENT'S MESSAGE



May the Luck of the Irish be upon you!

Four leaf clovers are popping up all over for the Guild as you can see with the TWO very big developments below:

Quilt Show:

Based on the vote from the membership in February which was 26-5 in favor of a Quilt Show in 2024, and the recommendation from attendees of the Triple R meeting on February 10th, the Executive Board passed a motion to pursue a Quilt Show on October 26th, 2024. Many of the plans designed for the 2020 Quilt Show will be carried over to 2024, which will help fast track the process.

Per our Treasurer, Darlene Stump: With the desire to have a Quilt Show, we now must revise our 2024 Budget as the approved Budget did not account for a Quilt Show Expense or Income. The Board estimates Expenses to be approximately \$5,000 and this will be offset by expected Income. However, per the Guild Bylaws, we must take a vote at the next Guild meeting for approval of the expense as it is over \$1,000. The expected income does not matter with regard to this vote. It must pass by a 2/3 vote.

Kathleen Dolan has graciously volunteered to chair the event. This should be a very exciting year to celebrate the beautiful work of our Guild members, and share it with others. I look forward to working with all of you to make this event BLOOMING SPECTACULAR! Stay tuned for further details.



Storage Shed:

There has been MUCH discussion over the last few years about the need for storage sheds and how hard we work each year to cover the expenses. There is an absolute need to have a storage unit in which the Guild keeps its documentation required as a non-profit organization, Quilt show equipment, program supplies, on-going Community Service projects (i.e., the 450 placemats, shawls and quilts) and pop-ups, sand bags and wire racks.

The Executive Board passed a motion to combine the two units (each 10'x10') into one larger unit (10'x20') and in the process will save \$1,000 per year (equivalent to one of our fundraising activities). With her expertise in space planning and design, Kathleen Dolan, has begun the process of assessing what the Guild has, and the most efficient way to house it in the new space. The target month is May, 2024. Board members and committee chair will be doing "spring cleaning" to assess what needs to be kept and moved.

Triple R:

Many thanks to the members who attended the Triple R annual meeting on Saturday, February 10 from 9-12. It was a very thoughtful productive meeting to review what the Guild does, why the Guild does what it does, and how can it be improved for the benefit of the Guild and it's members.

May you have Happy Quilting with Happy Quilters!!
Marcia

2024 WORKSHOP INFORMATION

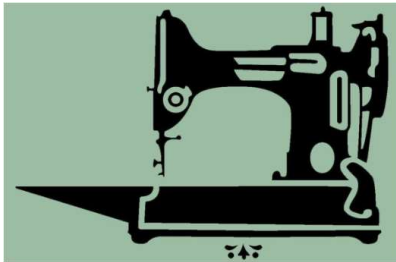
I want to thank our wonderful member Sherryl Zurek for a very informative lecture on "Basics for Beginning Quilters" at our January meeting. We all learned something from her lecture.

The workshop board for 2024 will be displayed at each guild meeting. Sign-up's for workshops will be in the notebook next to workshop board.

Carol Carter
Programs



PROGRAMS – SINGER FEATHERWEIGHTS



Manny Caldera and his wife Cindy, will be lecturing on the Singer Featherweight. Manny will be sharing the history of the manufacturing of these machines, and have a display of some of his vintage Featherweights. They will be bringing their portable store for you to shop from, which include accessories, oil, foot pedals, etc. for purchase.

Along with this lecture, all Featherweight owners would benefit from taking the workshop offered on March 16th. Manny will be walking you through the process, step-by-step. It is easier than you think and would provide you with the knowledge to maintain your machine in the future. It will save you \$\$\$ knowing how to take care of little problems and extend the life of your machine. As a bonus, lunch will be provided in the cost of the workshop. What a “hard to beat” offer!! With that said, Manny does repair these vintage Featherweights and has an offer for those who can’t attend the workshop:

If you bring your machine the night of our meeting for repair, he hopefully will have it done and ready for pick at the workshop on Saturday March 16 at Sara’s MPR (Bouquet Senior Apartments). The average price for repair is \$85 - \$135 depending on what needs to be done.

WORKSHOP – MOMENTS WITH MANNY

March 16, 2024

“Moments with Manny” - How to Maintain your Singer Featherweight

Class Hours - 10am- 2:00pm (We can stay longer if needed)

Location - Bouquet Senior Apartments

As mentioned above, Manny will walk us through taking our Singer Featherweights apart, how to oil them in the correct spots, and then putting your machine back together.

Cost is \$45 per person. Lunch will be provided. We have many spots left. Please contact me to sign up.

This is a great class. These machines are unbelievable workhorses. Hope you will join us. Any questions call Carol Carter.



SARA'S MULTI-PURPOSE ROOM LOCATION INFO

For all events and workshops being held at: Sara's Multi-Purpose Room - Bouquet Canyon Apartments - 26705 Bouquet Canyon Rd, Saugus

The Complex is located across the street from the church where we hold our monthly meetings. The room is spacious offering a nice venue to hold our workshops. Parking is limited, so we recommend carpooling, and drop off your sewing machines and supplies at the multi-purpose room before looking for parking. Participants can now park along the newly installed white curb across from the entrance, or park in the Bouquet Canyon Plaza shopping center next to the apartments. There is parking available by the Trek Bicycle shop and a short walk across the bridge into the apartment complex. Please bring your lunch and drinks with you. As an option, there are several fast-food places close by.

COMMUNITY SERVICE – SCV SENIOR CENTER

Thank you to everyone who stopped by the community service table and picked up item(s) to work on. Last month, we had 15 completed placemats and 10 placemats that will need binding turned in. Don't forget to challenge yourself to do one placemat a month. Also, please remember to turn in a ticket for each item you turn in for the community service drawing.

Last month we drew names for January and February and had 6 lucky winners - Congratulations: Barbara M, Vicki, Judy C, Rhea, Rita R, Lana K.

Lana you can pick up a hand-crafted sewing necklace at the community service table at the March meeting.

All the tickets will be saved for our end of the year drawing in December.

So, keep up the good works. Thanks, and Happy sewing.

Debbie Ackerman



COMMUNITY SERVICE – PREGNANCY CENTER

Calling all quilters! I delivered two loads to the Pregnancy Center. The last one was Monday last week.

The Pregnancy Center said they are in need of more bundles; quilts, receiving blankets, bibs & burp cloths. I have kits ready to go. Just contact me.

Lucy Scinta

COMMUNITY SERVICE – GDA/TLC

We received a very nice thank you letter from the Guide Dogs of America / Tender Loving Care (GDA/TLC) organization about our last raffle quilt. They raised over \$2,193! Our new representative Belen Amaya-Morales, sent it to us with a hope that we would be volunteering another quilt to support their efforts.

They will be receiving a quilt from us in January, with your help! We are in the process of picking two blocks. I am waiting on permission from the designer of one, cute puppy heads, pieced. The other pieced block will be selected and use dog themed fabrics. Still deciding on colors, although the puppy blocks will be on white with dog colors such as black, golden, shades of brown, reds, merles, etc. Stay tuned for announcements in April!

Special annual event at the Guide Dog facility in Sylmar: June 8th from 10AM to 3PM. An open house and a chance to visit the facility and become acquainted with all of their programs. They paired with TLC a few years ago, and it provides more chance to place their carefully bred and raised dogs in a variety of situations if they do not succeed as a seeing eye dog. I highly recommend the visit as it gives real meaning to our bi-yearly donation.

Patti Voyles



COMMUNITY SERVICE – VETERAN ADMINISTRATION

As of now, I have in storage: 2 bed size quilts, 4-6 wheelchair or small quilts, 4 or 5 vests. Laura Hawkins is assisting me in creating block kits for three different patterns. I will be putting them out at our meetings along with kits that need assembly and any quilting or binding projects that are ready for your assistance. Currently we are using red white and blue for the block fabrics, which will be precut and have assembly instructions provided. I am looking at some other fabrics to see what else we can put together. When enough of the blocks are returned, they will be kitted with fabric for sashing, possible cornerstones and borders and put out for your assistance with assembly. Remember to put in tickets for the drawings as our thank you!

I am also working on a special visit to hand out some of the items directly to the vets. More on that after I speak to Pamela. For yearly goals, I try to have 1 visit in April/May and a second in November/December. For those visits, I am looking more at quantity of items rather than specific numbers 40-50 items is my goal.

Patti Voyles

IFFI

At our Guild's February meeting we had eight new sign ups. We now have 19 members participating. The opportunity to sign up for the Challenge is now closed. Thank you to all that are participating.

We were treated to a show of several of the completed quilts at the last meeting. I am confident that as the quilt year progresses, we will be seeing many more lovely projects. We do such good work.

Keep quilting

IFFI Coordinator
Nancy G.



MEMBERSHIP REPORT

We have a total of 64 members to date.

We have 5 new members this month please welcome Robbin Trejo, Jeri Bowen, Suzanne Guinn, and Lana Kennedy. We are happy to start the year so strong.

We will be taking cash, check and credit card. When you are renewing and have special request such as no pictures or no last name, please note it on your form. If you want to receive the newsletter by mail, you must pay \$16.00.

New forms are on the website and we will have some printed out at the meeting.

If you need to order a name tag, please see Sara Nelson at the membership table. The name tags will be handled differently. You will have to pay for the name tag separately; cash will be the best way checks are ok and made out to Sara Nelson. No credit card for this item.

Membership Chair
Sara-Anne Nelson

Happy Birthday to our March Ladies:



Mar 4 – Jeanae Ruddell
Mar 9 – Penny Lawrence
Mar 11 – Tina Sammartano
Mar 12 – Roberta Nicholson
Mar 13 – Rita Rippe
Mar 14 – Nancy Goettling
Mar 14 – Mary Moonitz
Mar 16 – Brandy Pomeroy
Mar 16 – Judy Woodings
Mar 27 – Judy Polintan
Mar 29 – Garielle Leko
Mar 31 – Kim Diemert





TREASURER'S REPORT

January 2024

| Bank of America Checking | | |
|---|--------|---------------|
| Beginning Balance as of 1/1/2024 | \$ | 31,565.69 |
| Deposits and Other Credits | | |
| 16-Jan Membership | \$ | 1,050.00 |
| 16-Jan Donation | \$ | 100.00 |
| 16-Jan Ways and Means | \$ | 204.00 |
| 16-Jan 2024 Opportunity Tickets | \$ | 5.00 |
| 22-Jan 2024 Opportunity Tickets | \$ | 453.00 |
| 22-Jan 2024 Opportunity Tickets | \$ | 20.00 |
| 25-Jan IFFI | \$ | 110.00 |
| Total Deposits | \$ | 1,942.00 |
| Withdrawals and Other Debits | | |
| 16-Jan Square Fee | \$ | 0.23 |
| 22-Jan Square Fee | \$ | 0.62 |
| 29-Jan Calif Dept of Tax & Fees | \$ | 713.00 |
| 29-Jan Doryce Fitzgerald | \$ | 32.88 |
| Total Withdrawals | \$ | 746.73 |
| Ending Balance on 1/31/2024 | \$ | 32,746.35 |

Darlene Stump, Treasurer



2024 PROGRAMS AND WORKSHOPS

| | |
|----------|--|
| Jan 11 | Quilty Pleasures- Quilted Jacket |
| Feb 8 | Sherryl Zurek – Basics for Beginning Quilters |
| Feb 17 | Quilted Jacket Workshop – Quilty Pleasures |
| March 14 | Manny Caldera - Singer Featherweight history and machine display |
| March 16 | Moments with Manny - How to maintain your Singer Featherweight |
| Apr 11 | Trudy Cleveland- How to Photograph your Quilts |
| May 9 | Jenny Lyons - Free Motion Quilting |
| May 11 | Jenny Lyons - Workshop – How to do free motion quilting on your domestic machine |
| June 13 | Doryce Fitzgerald - Sew Powerful Purse Project Workshop TBA |
| June 8 | Patty Vergon Workshop – How to do free motion quilting Patty's Way |
| July 11 | Trash to Treasure (formerly known as Block Auction) |
| Aug 8 | Game Night |
| Sept 12 | Lori Brothers - How to use precuts along with short cuts |
| Oct 10 | Community Service Night |
| Oct 12 | Workshop - Lori Brothers - Precuts 5 star lap quilt |
| Nov 14 | Bring your first quilt or your favorite notion to share - All Members |
| Dec 12 | Holiday Party |

HOSPITALITY

People with last name letters A-F, please bring snacks for the March general meeting.

Your Hospitality Team
 Dolores & Kendra



MINI-GROUPS

| Name | Contact | Meeting Information |
|----------------------------------|----------------|---|
| Monday Mavens | Melissa Nilsen | In-person sessions – Space limited please RSVP: Meets 1st Monday at Melissa's - Must RSVP to Melissa Meets 3rd Monday at Doryce's - Must RSVP to Doryce |
| Stitch n' Chat | Carol Carter | Meets 3 rd Thursday of each month at Darlene's house. Space limited, must RSVP to Carol. We try to showcase a different Quilting technique at each meeting and then put those techniques to use and creating items for the Guild community service projects. |
| Quilters in the Park | Kendra Geiger | Summer Heat Hours: Meets every other Friday, 11:00 – 1:00pm, at Central Park near the restrooms closest to the dog park. All are welcome. |
| Saturday Sewing at Sara's | Sara Nelson | Meets the 3rd Saturday of the month, 10:00am – 2pm at Sara's Multi-Purpose Room. Must RSVP to Sara. |

If you want to attend a meeting, we recommend calling the contact to be sure that nothing has changed since this listing.

WEBSITE

The Home page of our website has:

- Upcoming events
- 2024 Membership form to download and print
- Page 1 under Photos - <https://scvquiltguild.org/photos-page-1>
 - ❖ Quilty Pleasure Quilted Jacket Workshop
 - ❖ February Show and Share

Carol Carter
 Web Mistress



WAYS AND MEANS

We're happy to hear your positive & motivating comments at our Ways and Means Table. Thank you for your encouragement.

The lucky winners for the February Raffle were:

- | | |
|---------------------------------|----------|
| #1 Surrounded by Love | Sara N. |
| #2 Lucky Charms | Tina S. |
| #3 Wind Chime | Nancy G. |
| #4 Say It With Flowers | Patty V. |
| #5 Bunny Kisses & Easter Wishes | Jerri S. |

We have a great prize coming up this month. A Go! Baby Fabric Cutter! With 4 dies! A \$300 value. We will be holding the fabric cutter raffle for two months, March and April. In addition to the fabric cutter, we'll be offering some marvelous fabric packages. Coca Cola logo theme fabric, camping theme, a modern floral focus, and your favorite, a package of purples. 6 tickets for \$5 or 12 tickets for \$10 .

Hope to see you at our table!
Laura & Barbara





2024 OPPORTUNITY QUILT

Mary Moonitz Quilt Mom





BLOCK OF THE MONTH

For March, we are starting a new quilt made with Fancy Pants Four-Patch blocks. **This is not your typical four-patch construction**, so please see the step-by-step instructions below. Please stop by the Block of the Month table and pick up a kit.

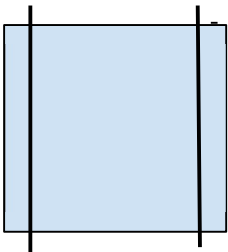
If you have kits to make the 6.5-inch nine patches for our baby quilts, please sew them up and **turn them in during the March meeting** so we can begin sewing the quilts together. We appreciate the sewing you do for our community service projects!

Finally, we are excited to provide two more steps of instructions for the Mystery quilt. Please note that the Mystery Quilt steps #5 and #6 are after the instructions for the Fancy Pants Four-Patch block.

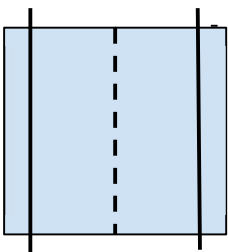
FANCY PATCH FOUR-PATCH BLOCK INSTRUCTIONS

Please pick up a kit at the Block of the Month table during the March meeting.

- 1) Take two squares of fabric from the kit and put them right sides together. Sew $\frac{1}{4}$ " down the right side, and a $\frac{1}{4}$ " down the left side.



- 2) Cut down the middle. Measure twice, and cut once.

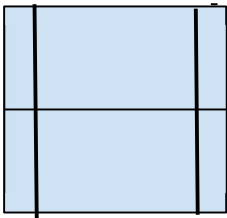


- 3) Open your two-patch blocks, and iron towards the darker fabric.

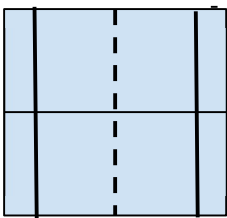


4) Place the two-patch blocks right sides together, making sure the opposite fabrics are facing each other. You do want the dark fabric on top of the lighter fabric. Be sure the seams are butted closely together.

5) Put your seam horizontally, and sew down the right side and left side of your square.



6) Cut down the middle.



You have made two four-patch blocks. Press seam in either direction.

MYSTERY QUILT INSTRUCTIONS

Instructions for creating this quilt will be provided at the monthly guild meetings and in the newsletters from January through May. In June we will have a special "Show and Share" so everyone can see how these mysterious quilt tops turned out.

BOM Mystery Quilt Part 3

Step 5: Dark and background Trios

Take 84 A Patches and 42 D patches. Sew together as A – D – A. Press to Dark.

Step 6: Medium Dark Accent and Dark Trios

Take 42 D patches and 21 G patches. Sew together as D – G – D. Press to Dark.



OUR BUSINESS AFFILIATES

Quiltn' for You!
 Quilting your memories
 Fine Custom Longarm Quilting
 Joyce Wilkinson
 24450 Cross St 661-753-7865 C
 Newhall, Ca 91390 quiltnforyou@gmail.com

http://all-things-quilting.square.site Lori Brothers
 661644-0855

**All Things
 QUILTING**
Beautiful Things Come Together One Stitch at a Time

Long Arm Services • Classes • Fabric Sales

**Candy's
 Quiltworks**

Fabric, Books, Kits,
 Notions, Patterns
 & Gifts

M-F 10 AM- 6 PM
 Wed. til 7 PM
 Sat 10 AM- 5 PM
 Sun. Noon- 4 PM

8549 Reseda Blvd., Northridge, CA 91324
 818-349-SEWS (7397) 818-349-7339 fax
 candysquiltworks@sbcglobal.net

**RYE CANYON
 Supply Co.**

28150 Avenue Cocker, # 207
 Valencia, Ca 91355

Ph: 562-607-5642
 Email: rynecanyonssupplyco@gmail.com

ryecanyonssupplyco

Fabric • Trims • Leather
 Hardware • Vintage

Buy • Resale salvage garment
 & accessories supplies

CREATIVE THREADWORKS
 CREATING MEMORIES ONE STITCH AT A TIME

**BRANDY POMEROY
 OWNER**

661.645.4781
 CTHREADWORKS@GMAIL.COM

• CUSTOM EMBROIDERY
 • MEMORY QUILTS
 • CUSTOM QUILTS
 • LONGARM QUILTING SERVICES

Sewing Machine Warehouse & kneedle.com

16214 Nordhoff Street, North Hills, California 91343 Call 818-332-7777

Los Angeles Times
READERS' CHOICE
 Best of Southern California
WINNER

We did it again

READERS' CHOICE
 BEST CHOICE
 2014 - 2016

We Love you, too!

Start with Rotary
 and good things happen.

Starts with Rotary Zippers Club Service above all since 1917 since 1950

**ROTARY
 INTERNATIONAL**

Karen Roberts, AAMS®
 Financial Advisor

Edward Jones
 MAKING SENSE OF INVESTING

23422 1/2 Lyons Avenue
 (Lyons Station at Apple Street)
 Santa Clarita, CA 91321
 Bus. 661-288-2120 TF. 888-288-2221
 Fax 888-926-3911
 www.edwardjones.com
 California Insurance License 0C24309

KEYES "Serving You For Over 60 Years"

818-573-2400

Logos for various brands: Cheetah, Buick, GMC, etc.



Things to Remember:

- ❖ Wear your name tag
- ❖ Sign-in sheet at the door
- ❖ Reach out to Guests and New Members
- ❖ Bring 2024 Membership Form
- ❖ Members A-F bring Treats

This Month's Meeting Calendar:

- ❖ **General Meeting: Thursday, March 14th**
Social Hour: 6:30-6:50pm
Meeting starts at 6:50pm
at Santa Clarita United Methodist Church
26440 Bouquet Canyon Rd, Saugus, CA
- ❖ **Business Meeting: Thursday, March 21st**
Meeting starts at 6:30pm
Marcia Dain's Residence



Santa Clarita Valley Quilt Guild
P.O. Box 802863
Santa Clarita, CA 91380-2863

FIRST CLASS MAIL

www.scvquiltguild.org

