



SANTA CLARITA VALLEY QUILT GUILD

Our mission is to stimulate an interest in quilts, to promote and advance the art of quilt making, to conduct educational programs and services in the design techniques and preservation of quilts and quilt making; and to promote quilting in philanthropic endeavors.

PRESIDENT'S MESSAGE

Dear Quilty Friends,

I just have to say what a wonderful workshop we had this past Saturday! Not only did I get to make two purses, I got to meet a new member and chit chat with several of our long-term members...It was such fun! I certainly hope you will avail yourself of the next opportunity we have to learn something new. Admittedly, this is the second year that I have helped make Sew Powerful purses, but Doryce was able to teach us all the easiest way to construct them! It was SEW fun!

We have several opportunities for folks to support the guild we all love: Ways and Means needs new chairpeople – maybe a couple of you would like to share this role. Feel free to stop by the table and talk to those ladies to get the scoop on that. We also will have a Community Service position coming open soon – liaison with the Senior Center. Talk to Carol Carter to see what that involves. Remember, roles like these provide both funds and visibility for the guild and show our support for our fellow Santa Clarita residents.

I look forward to seeing you at the August meeting – a great time will no doubt be had by all!

Sue Bennorth

PROGRAMS

GAME NIGHT

This is the night you have been waiting for!!! **The Iron Quilter Competition**

All NEW games and lots of fun prizes!!! Please bring your small scissors and reading glasses.

Root beer floats will be served by the hospitality committee. Brought to you by: Debbie Ackerman, Lorraine Quintero, and Jean Carter

Kris Dolan

UPCOMING SALES AND BOUTIQUES

MARK YOUR CALENDARS!

We have 3 exciting opportunities to showcase and sell our fabulous quilts, placemats, purses, microwave bowls, pin cushions, embroidered pillows, etc. Mark your calendars and see if your schedule will enable you to help set up, woman the booth, and/or take down.

Saturday, September 17: Fabric Sale & Boutique (Joyce Wilkinson's home in Newhall, 10-1)

Sunday, October 3: Boutique (Canyon Country Community Center, 10-4)

Sunday, November 13: Jingle Fest Boutique (Central Park, 10-4)

Contact Marcia Dains, Carol Carter, or Melissa Nilsen about volunteering on any or all of those days. Our goal is to finance our "out of guild" speakers for next year. Happy Sewing,

Marcia Dains

SHOW AND SHARE – SEND PHOTOS

We are still creating show and share online. Please email photos and a short info writeup to Patti Voyles to include. Bring the quilt to the meeting if you wish. We have the VA quilts that were taken to the Cal Vets in this show as well. You can text, but email is preferred.

Patti Voyles

COMMUNITY SERVICE – SENIOR CENTER

In November, we will be delivering items to the Senior Center. This year we will be giving 400 place mats, wheelchair quilts, and shawls (still in progress). So please complete items in progress by November.

I would like someone to take over my role for community service (Senior Center). I'm looking for someone to shadow me now so you could be ready to lead this position in 2023. If anyone is interested please contact me.

Thank you for all your help,

Carol Carter

COMMUNITY SERVICE – VETERAN'S PROJECTS

Thanks so much for all the items that have contributed to our support of the Cal Vet apartments in LA. Pamela has been most appreciative and I hope to have her at our August or September meeting so she can tell us about how the items are used.

Patti Voyles

COMMUNITY SERVICE – GUIDE DOGS OF AMERICA

Melissa and I spent time working on the two blocks that make up this year's quilt. The sewing and cutting was down to 15/16" in some cases. For the "X" blocks, we had a number of volunteers get together at Monday Mavens and sew 19 blocks for the quilt and a small version that they will be able to raffle or offer for a silent auction. Everyone did a wonderful job of matching seams, mitering and assembling what was a difficult block. Many thanks to Melissa for testing and working with everyone to make it happen!



Still to go, our dog pictures. They are adorable! We will be meeting again with Monday Mavens to sew these as soon as I can complete the printing. The center of quilt will then be assembled so we can get it to our quilter in September.

Next time - we will design a different one! Ideas for blocks are appreciated! Start thinking as two years comes quickly. Thank you to everyone who contributed pictures of the dogs. We have picked the 15 for the raffle quilt and the 5 for our silent auction version. They have information on their website on how to buy tickets - they raffle the same way we do.

Patti Voyles

COMMUNITY SERVICE – PREGNANCY CENTER

The center has asked if we could once again bring them baby items as we had been doing in the past. We will once again have kits at the community service table for your sewing pleasure. Please come by the table and pick up a kit. Thanks so much.

Debbie Ackerman

COMMUNITY SERVICE – SEW POWERFUL PURSES

We are on our way making purses for the girls in Africa. If you missed the presentation in July, you can access it on the web site under Pictures Page One. We had a great turnout for our purse party on Saturday and 75 purses have been turned in so far. We had a donation from The Fred & Carmen Duran Foundation that will cover filling 200 purses. Can we meet that challenge? Of course we can. Please keep making purses and turn them in when you get them done. If you are going to the Long Beach quilt show, would you be willing to bring some purses to turn in? It would save us postage. Thanks again for your support of this very worthy project.

Doryce Fitzgerald

BLOCK OF THE MONTH

For August and September, we are doing the “Scrappy Framed Pinwheel” block. With any “scrappy” type of quilt, the key is to use a variety of different fabrics. So we are asking you to use your own scraps for this block (or two)! If you are that one in a million quilter who does not have spare fabric, we have created a limited number of kits to create two blocks.

Because we are using the half square triangle (HST) technique for the pinwheel portion of this block, you will have a matching set of HSTs to then use for a second block. But please do not make both blocks the same. Move things around a bit and use different corner square fabrics. The more fabrics the better!!

As always, the instructions are in the Newsletter and on the website. If you have any questions, please feel free to reach out to us.

Joan Anderson & Darlene Stump

MEMBERSHIP

We have a total of 76 members to date. I still have a lot of membership directories and member cards, please come by and pick them up. I have received our membership badges from Brian, so you can pick them up in the August meeting. If you need one come see me at the meeting.

Happy Birthday to our August ladies:

Caryl Joe Fox

Aug 13 – Patty Vergon

Aug 14 – Jackie Amundsen

Aug 15 – Linda Townsley

Aug 17 – Vanessa Foreman



I would like to thank Tina Sammartano who is helping me as Co-Chair.

Happy Quilting!!

Sara Nelson

IFFI

IFFI Group...Don't forget to send those pics to me, when you have finished another one of your IFFI's. We are halfway through the year. Don't slack off during the summer!!

Joyce Wilkinson

HOSPITALITY

We're having root beer floats for Game Night at the August general meeting, so no need to bring snacks this month.

Dolores, Kendra, and Julie

WAYS AND MEANS

Hello Ladies,

Congratulations to the following winners!

#2- Yankee Doodle Dandy- Rhea Fetter

#3- Food For Thought- Nancy Goettling

#4- Hooked On Fish- Sherryl Zurek

#5- Gone Fishing- Sherryl Zurek

A big Thank you to all of you ladies for your continued support of the Ways And Means!

We are still looking for someone to step up and take over this role for next year. Please reach out to Rita if you want to learn more about it.

Rita Percer and Linda Kussoy

WEBSITE

Enjoy our website by first looking at our home page to see what events are happening in the next couple of months. We're excited to have our fabric sale in September. October and November we are selling our handmade items at the Canyon Country Community Center, then at Central Park.

View the photo section page 1, to see the show and share for June and July. Also if you didn't come to our last meeting in July, you can view Doryce's presentation on the Sew Powerful Purse project.

Carol Carter, Webmistress

TREASURER'S REPORT

Here is the Treasurer's Report for June 2022:

	Bank of America Checking		
	Beginning Balance as of 6-1-22		\$ 26,304.24
	Deposits and Other Credits		
6-Jun	Deposit-Boutique	\$ 131.39	
7-Jun	Deposit-Boutique&OppTickets	\$ 113.00	
7-Jun	Deposit-Petty Cash	\$ 100.00	
10-Jun	Deposit-Opportunity Tickets	\$ 60.00	
10-Jun	Deposit-Member&OppTickets	\$ 50.00	
10-Jun	Deposit-Boutique&Stax&Donation	\$ 87.00	
10-Jun	Deposit-BlockAuction&SalesTax	\$ 129.00	
10-Jun	Deposit-BlockAuction&SalesTax	\$ 1,109.20	
13-Jun	Deposit-BlockAuction,Stax,Sqfee	\$ 764.42	
21-Jun	Deposit-Lakes&Valleys Art Guild	\$ 234.08	
		\$ 2,778.09	
	Total Deposits		\$ 2,778.09
	Withdrawals & Other Debits		
8-Jun	Santa Clarita Methodist Church	\$ 1,050.00	
	Total Withdrawals		\$ 1,050.00
	Ending Balance on 6-30-22		\$ 28,032.33

Penny Lawrence

2022 PROGRAMS AND WORKSHOPS

Jan 13	Kathleen Dolan & Melissa Lee: Guild Orientation, Ergonomics & Stretching
Feb 10	Marcia Dains: English Paper Piecing
March 10	Joyce Wilkinson: How to Prepare a Quilt for a Longarm Quilter
March 12	Dolores Roux-Jones: Make a Bag from English Paper Piecing
April 14	Community Service
May 12	Patti Voyles: TBD
June 9	Block Auction
July 14	Doryce Fitzgerald: Sew Powerful Purses
July 23	Doryce Fitzgerald Workshop: Make a Sew Powerful Purse
Aug 11	Game Night
Sept 8	Roberta Nicholson: Trunk Show
Oct 13	LuJean Seagul: Borders
Oct 15	LuJean Seagul Workshop: Beyond the Borders
Nov 10	Connie Sitar: Art Quilts
Nov 12	Workshop: Arts Quilts with Connie Sitar
Dec 8	Holiday Party with Quilty Pleasures vendor

AUGUST BLOCK OF THE MONTH – SCRAPPY FRAMED PINWHEEL BLOCK ASSEMBLY



Fig. 1



Fig. 2

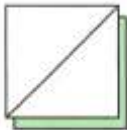


Fig. 3



Fig. 4

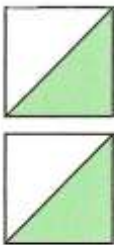


Fig. 5

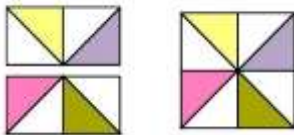
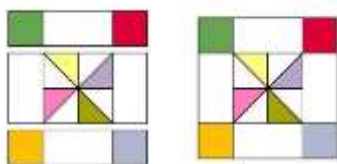


Fig. 7



For scrappy look, please do not use any duplicate color prints within a block.

Your block should be 12 1/2" square UNFINISHED. Finished Size (once sewn into the quilt) is 12".

For each block, you will need:

Fabric/Color	Cut Size	Quantity
White fabric (solid or small print)		
- Squares used for HSTs (for 2 blocks)	4 1/4" square	4
- Rectangles	3 1/2" x 6 1/2"	4

Mixture of Small Scale Prints for Scrappy Look (no 2 fabrics the same)

- Squares used for HSTs (for 2 blocks)	4 1/4" square	4
- Squares used for outer corners	3 1/2" square	4

Create Half Square Triangles (HST) for Center Pinwheel

1. On the four (4 1/4") white squares, draw a diagonal line on wrong side of fabric.
2. Place each white square right side together with a 4 1/4" color print square. Sew scant 1/4" away from both sides of the drawn line.
3. Cut along the drawn line to make two half square triangles (HST) from each color print.
4. Open HSTs, press seam allowance toward the color. Trim each HST to be a 3 1/2" square.

YOU SHOULD HAVE TWO HSTs OF EACH COLOR. SEPARATE INTO TWO SETS. YOU WILL CREATE TWO SIMILAR BLOCKS.

USING ONE SET, CREATE ONE COMPLETE BLOCK

5. Create pinwheel center. Be careful of placement of color print triangles. We need all our pinwheels going the same direction.
6. Using a scant 1/4" seam, sew into rows.
7. Press each row. (Pressing seams open is recommended by some. Others prefer to press to one side. Your choice.)
8. Sew rows together, matching seams, and press block. Block should measure 12 1/2" square.

NOW MAKE THE SECOND BLOCK WITH COLORS IN DIFFERENT POSITIONS.

2022 OPPORTUNITY QUILT: "WINDMILL FANCY" - 92" X 104"



MINI-GROUPS

<i>Name</i>	<i>Contact</i>	<i>Meeting Information</i>
Freedom Mini Group (full for now)	Joyce Wilkinson	Meets the fourth Tuesday of each month
Monday Mavens ***	Kris Dolan	Meets 1 st and 3 rd Mondays at Kris' house and 2 nd and 4 th Mondays on Zoom – everyone welcome to the Zoom sessions, contact Kris for the Zoom link. Space limited for the in-person sessions, must RSVP to Kris.
Stitch n Chat ***	Carol Carter	Meets third Thursday of each month at Darlene's house. Space limited, must RSVP to Carol.
Quilters in the Park ***	Kendra Geiger	Meets every other Friday, 11:15am – 1pm, at Central Park near the restrooms closest to the dog park. All are welcome.

*** indicates membership is open. If you want to attend a meeting, we recommend calling to be sure that nothing has changed since this listing.

STITCH N CHAT MINI GROUP

This mini-group meets on the 3rd Thursday of each month from 9am-12pm and is open to everyone. We try to showcase a different quilting technique at each meeting and then put those techniques to use in creating items for the guild's community service projects. It's perfect both for those members who want to improve their quilting skills and experienced quilters with tips to share. Fabric is supplied, just bring your sewing machine, neutral thread, and scissors/snips.

At the August 18th meeting, we will continue making the Sew Powerful Purses. Doryce will step us through the process. If you were unable to make the purse workshop in July, join us to learn how to make one! If you'd like to join us, please RSVP to Carol as space is limited.

Carol, Jean, & Melissa

SPONSORS AND ASSOCIATES

Quiltn' for You!
 Quilting your memories
 Fine Custom Longarm Quilting
 Joyce Wilkinson
 24450 Cross St 661-753-7865 C
 Newhall, Ca 91390 quiltnforyou@gmail.com

Candy's Quiltworks
 Fabric, Books, Kits, Notions, Patterns & Gifts
 M-F 10 AM-6 PM
 Wed. 11 7 PM
 Sat 10 AM-5 PM
 Sun. Noon-4 PM
 8549 Reseda Blvd., Northridge, CA 91324
 818-349-5EWS (7397) 818-349-7339 fax
 candysquiltworks@sbcglobal.net

Donna Chipperfield
 Longarm Quilter
 6888 E Olive Ave
 Fresno, CA 93727
 donnachipperfield@gmail.com
 805.338.6236

Sewing Machine Washhouse & Ineede.com
 98214 Marshall Street, North Hills, California 91343 Call 818-332-7777
 Los Angeles Times **READERS CHOICE WINNER**
 We did it again **BEST CHOICE**
 We Love you, too!

Rye Canyon Supply Co.
 28150 Avenue Crocker, # 207
 Valencia, Ca 91355
 Ph: 562-607-5642
 Email: rynecanonsupplyco@gmail.com
 rynecanonsupplyco
 Fabric • Trims • Leather Hardware • Vintage
 Buy • Resale salvage garment & accessories supplies

KEYES "Serving You For Over 60 Years"
 818-573-2400
 CREDIT FINANCING
 CHEVROLET BUICK
 GMC
 HONDA
 KIA
 LINCOLN
 NISSAN
 TOYOTA

MILES
 MUNICIPALITIES

Karen Roberts, AAMS®
 Financial Advisor
Edward Jones
 WEALTH GROUP OF INVESTORS
 23422 1/2 Lyons Avenue
 Lyons Station @ Apple Street
 Santa Clarita, CA 91321
 Bus. 805-299-2120 TX. 800-266-2321
 Fax 800-636-3911
 www.edwardjones.com
 California Insurance License 0C24309

Start with Rotary and good things happen.

http://all-things-quilting.square.site
 Lori Brothers 661-644-0855
All Things QUILTING
 Sewed, Dipped, and Together the BEST of a Sew
 Long Arm Services • Classes • Fabric Sales

Things to Remember:

- ❖ *Next meeting: Aug 11, 2022, 6:30 PM*
- ❖ *Wear your name tag*
- ❖ *Sign-in sheet at the door*
- ❖ *Bring your Show and Share quilts*

This Month's Calendar:

- ❖ *General Meeting: Thurs, Aug 11, 2022*
Social Hour: 6:30-7:00pm
Meeting starts at 7:00pm
at Santa Clarita United Methodist Church
26440 Bouquet Canyon Rd Saugus, CA
- ❖ *Business Meeting: Thurs, Aug 18, 2022*
6:30-8:30pm on Zoom



Check out our website:

www.scvquiltguild.org

WOW! See the newsletter online!

Santa Clarita Valley Quilt Guild

P.O. Box 802863

Santa Clarita, CA 91380-2863

FIRST CLASS MAIL