

For March we are starting a new quilt made with Fancy Pants Four-Patch blocks. **This is not your typical four-patch construction**, so please see the step-by-step instructions below. Please stop by the Block of the Month table and pick up a kit.

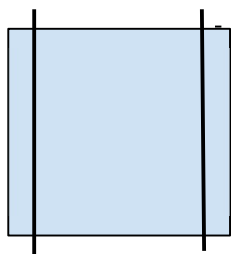
If you have kits to make the 6.5-inch nine patches for our baby quilts, please sew them up and **turn them in during the March meeting** so we can begin sewing the quilts together. We appreciate the sewing you do for our community service projects!

Finally, we are excited to provide two more steps of instructions for the Mystery quilt. Please note that the Mystery Quilt steps #5 and #6 are after the instructions for the Fancy Pants Four-Patch block.

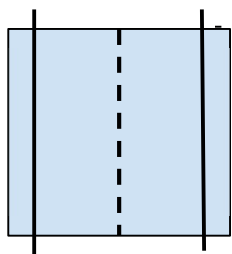
FANCY PATCH FOUR-PATCH BLOCK INSTRUCTIONS

Please pick up a kit at the Block of the Month table during the March meeting.

- 1) Take two squares of fabric from the kit and put them right sides together. Sew $\frac{1}{4}$ " down the right side, and a $\frac{1}{4}$ " down the left side.



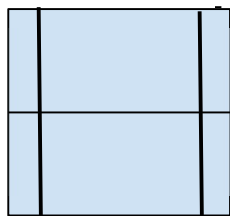
- 2) Cut down the middle. Measure twice, and cut once.



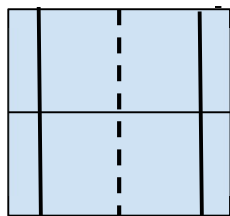
- 3) Open your two-patch blocks, and iron towards the darker fabric.

4) Place the two-patch blocks right sides together, making sure the opposite fabrics are facing each other. You do want the dark fabric on top of the lighter fabric. Be sure the seams are butted closely together.

5) Put your seam horizontally, and sew down the right side and left side of your square.



6) Cut down the middle.



You have made two four-patch blocks. Press seam in either direction.

MYSTERY QUILT INSTRUCTIONS

Instructions for creating this quilt will be provided at the monthly guild meetings and in the newsletters from January through May. In June we will have a special "Show and Share" so everyone can see how these mysterious quilt tops turned out.

BOM Mystery Quilt Part 3

Step 5: Dark and background Trios

Take 84 A Patches and 42 D patches. Sew together as A – D – A. Press to Dark.

Step 6: Medium Dark Accent and Dark Trios

Take 42 D patches and 21 G patches. Sew together as D – G – D. Press to Dark.