



# SANTA CLARITA VALLEY QUILT GUILD

*Our mission is to stimulate an interest in quilts, to promote and advance the art of quilt making, to conduct educational programs and services in the design techniques and preservation of quilts and quilt making; and to promote quilting in philanthropic endeavors.*

## PRESIDENT'S MESSAGE

Happy October, my quilting friends!! I have mixed feelings about this month: I love it because we Californians usually start to really feel the cooling effects of autumn, but I dislike it because I turn yet another year OLDER!! I look at my husband and wonder how he ever got so gray, then I do the math for myself and write a thank-you note (a la Jimmy Kimmel) to my hairdresser!!

I was hunting around for a topic to write about this month and came across some 2021 quilting trends. What do you know? Our last workshop, featuring “Curved Piecing,” was right up there among the top trends. Our guild has had two workshops with curves over the past few years – one involving large curves and 24” finished blocks, and the other just this last week with 6”, 9” or 12” blocks with curved pieces. I continue to be surprised at how easy those curves are – not that I am ready to do a clamshell quilt just yet, but I am not as afraid of it as I used to be!

Another trend is what they call “Eco Quilting.” This concept involves re-purposing fabrics (t-shirts, denim, etc.) into quilts. Sounds to me like what our fore-mothers used to do over a century ago with bits of old dresses and such. It also encompasses using every last bit of fabric – so there are no leftovers or throw away pieces. Which leads to raw edge applique and other methods of creating a large piece of fabric out of a lot of little pieces attached to each other. I will admit, not my cup of tea, but I have seen some lovely art pieces using this technique.

A third trend is “Quilting for a Cause.” I immediately thought of our Sew Powerful purse efforts and all the many projects we complete for Turtle Camp, Veterans, SCV Senior Center and the like – our guild is certainly very trendy in this regard! I so appreciate all that you do to support these charitable organizations.

I hope you are all able to attend our meeting in October at the church! I look forward to seeing everyone there!!

*Sue Bennorth*

## PROGRAMS

October's meeting will be so fun!!! Come join us at the church to hear a presentation by Beth Saint-Clair of Rye Canyon Supply Co. Her store is right here in Valencia. Beth loves to talk about fabrics and how they are made and the differences between grades that are sold. She will also be bringing a table top store for your shopping pleasure. This will be a fun night, so please plan to be with us. For those unable to attend in person, we will set up a laptop in the church so you can follow along on Zoom. We're not sure how well Beth's presentation will come across on Zoom, but we're willing to give it a try.

November's meeting will feature Mel Beach, on Zoom, lecturing on "Challenge Yourself". Take a look at her work <http://www.melbeachquilts.com>

Mel's Zoom workshop on November 13th will be from 9am to 3pm featuring her Free-Styling and Spiraling pattern. The cost of the workshop is \$40 and is limited to 20 students. Please email, call, or text me to sign up right away.

### Class Description:

These improv-pieced spiral designs are sure to mesmerize and energize!! We'll start with square spirangles and experiment with different design options and construction techniques. Then we'll explore new spirangle designs: rectangles, triangles, and other fun shapes...oh my!!



*Kris Dolan*

## NOMINATIONS COMMITTEE

Hello, quilters. It's that time of year again for nominations for our 5 elected officer positions: president, 2 vice presidents, secretary, and treasurer.

As per our Bylaws (found on the Guild website: [www.SCVquiltguild.org](http://www.SCVquiltguild.org)), officers are elected annually. The one stipulation is that a president can only be elected for two years in a row.

Our president Sue B. is in her first year. In addition, Kris Dolan has agreed to complete the year for the vacancy left in the 2nd vice president position.

Our voting ballot can have more than one name for any office.

**\*\*If you are so inclined to run for office, please contact this committee before the October business meeting on Oct 21.**

**\*\*Contact us also if you would like to be a member of this nominating committee.**

Details for each officer's duties can be found in Article VII of our Bylaws. If you are interested in a position but unsure of the "how", please consider "shadowing" an officer for 2022. This mentoring is an excellent way to get the hang of the job before committing. Your mentor officer will take you under her wings to show you everything she does. Plus, it's a guild team effort all year long, as exemplified in a new Appendix C of our Bylaws: Officer and Committee Chair Training and Transitioning Meeting. Check it out. So cool.

Happy quilting from your Nominations Committee,

*Marcia Dains, Dana Montague, Gabrielle Leko*

## **BYLAWS CHANGES**

We have some changes that need to be approved at the next meeting. They are not extensive but can be found near the bottom of the Home page on the guild's website. Click on the link to download the document. Changes appear in color (red or blue). Please give it a quick read so we can address questions and take a vote at the meeting. Questions ahead of time can be directed to the committee members: Patti Voyles, Gabrielle Leko or Marcia Dains.

*Patti Voyles*

## **SHOW AND SHARE – SEND PHOTOS**

Please send your show and share items to me on email by Oct 11th (the Monday before the meeting). Looking forward to helping share your work with the rest of the guild. Be sure your name is on the email or text. A brief write-up about the project can contain information about the pattern, the idea you had, the fabric used, who it is for. Last month, it was difficult for the Zoomers to see the quilts on display at the church, so we suggest you send your photos in for the presentation even if you plan to attend at the church.

*Patti Voyles*

## TAKING ORDERS FOR BATTING

We will be ordering batting from Hobbs for Community Service projects in November. Debbie Ackerman has generously offered to use her resale license to order the batting at a wholesale rate. Each roll of batting is 120 inches by 30 yards, 80% cotton 20% polyester. The cost of each roll will be \$182.50 - \$183.00, which includes shipping. Note: the batting cost went up 7% in May and trucking costs \$45.00 per roll. If you'd like to purchase a roll for your personal projects, please submit your order to Dana Montague or Debbie Ackerman by October 25th.

If you have questions please call either of us. Our info is in the directory.

*Dana Montague & Debbie Ackerman*

## SEW POWERFUL PURSES PROJECT

We received this note on our contributions of purses. Thank you again to all who contributed!

Hi friends, I'm a volunteer with Sew Powerful. I saw on their YouTube presentation today that your guild sent in 162 purses. I just wanted to say thank you for such a wonderful donation. You can all be assured that 162 girls will \*cherish\* the gifts you've made. Each one will help a girl stay in school all month. Many, many thanks for your commitment to girls' education.

Kind regards,

Torey Elwell

Regional Coordinator San Francisco Bay Area Sew Powerful

*Doryce Fitzgerald*

## CANNED FOOD DRIVE

Thank you so very much for your wonderful support of the Santa Clarita Valley Food Pantry. Your donations directly helped people in the Santa Clarita Valley.

*Debbie Ackerman*


## WORKSHOPS

As one of our sister quilt guilds, the SFVQA guild is opening October workshop to our members. They are offering their classes for the same \$40 fee as they charge SFVQA members. To register, please visit their website, <https://www.sfvqa.net/> or call Sue Merrell at 213-910-2807.

SFVQA invites you to participate in an upcoming zoom workshop “collage magic” featuring Libby Williamson on Sundays, October 17 and 24 from 9:00 am to 12:30 pm. Create gorgeous, magical, collages with hand-painted papers, canvas, and free-motion machine stitching using luscious painted (vintage ledger papers, deli sheets, old phone books, maps and ephemera). The addition of free-motion stitching brings these collages to life. They can be sewn into journal covers or finished as art for the wall.



# QUILT SHOW



**DESERT GUILDS  
QUILT SHOW  
March 4th & 5th 2022**




**DESERT GUILDS  
QUILT SHOW  
2022**

Located at:  
**PALM SPRINGS PAVILION**  
401 S Pavilion Way, Palms Springs

Friday March 4-10am-4pm  
Saturday March 5-10am-4pm

Your Host Guilds: Cactus Sew-Ables,  
Coachella Valley and Pass Patchers.

**On-site Food Truck**  
Featuring over 150  
Quilts on Display,  
Miniature Quilt Exhibit,  
Challenge Quilt Exhibit,  
Merchant Mall, Bou-  
tique, Opportunity  
Quilts, Opportunity  
Baskets and Quilts for  
sale.



General Admission \$10—Free Parking  
Please NO Strollers  
[www.desertguildsquiltsshow.com](http://www.desertguildsquiltsshow.com)

## IFFI CHALLENGE

Remember to send me your finished project pictures...text or email. I will then put your name in the pot for our December meeting drawing. Happy Quilting!

*Joyce Wilkinson*

## COMMUNITY SERVICE – PREGNANCY CENTER

Thanks to everyone who have been working so hard. Last month I was able to take another set of 10 bundles to the center. They were so very appreciative of all your hard work. We have now donated a total of 120 bundles to the pregnancy center.

*Debbie Ackerman*

## COMMUNITY SERVICE – SENIOR CENTER

Thanks you to all of you who have helped doing the projects needed for the Senior Center. If you want to do binding or kits, please let me know.

*Carol Carter*

## COMMUNITY SERVICE – VETERAN'S PROJECTS

A trip is being planned to take the current set of afghans, knitted blankets (all from Karen Warloe) and quilts from bed to lap to wheelchair size to the Cal Vet facility. Numbers will be posted in the next newsletter. Many thanks to everyone who has contributed in the last few months. Melissa Nilsen, Carol Carter and Joan Anderson have been especially helpful with quilting the BOM contributions. The Monday Mavens have contributed wonderful quilts with an eagle on each one. A slide show will be put together with everything that is going.

*Patti Voyles*

## BLOCK OF THE MONTH

We have made so many wonderful quilts for the Cal Vets this year! Thank you to everyone to has been helping by making blocks, quilt tops, quilting, and binding!

For October, we'll continue making the "Bordered Stars" blocks. There are a few kits left at Carol's porch and we'll bring them to Quilters in the Park, or you can use your own fabrics. A copy of the pattern and a picture is at the end of this newsletter and on our website:

<https://scvquiltguild.org/block-of-the-month>. The star is made using the 4-at-a-time flying

geese we learned in March, so if you need a refresher, open up the March instructions on the Block of the Month page on the website. Have fun learning this new block!

Thank you to Joan Anderson for taking on the job of BOM committee chairperson for next year. But, she needs a helper! If you're interested in helping Joan, please give her a call.

Call if you have questions. I'm in the directory. Thanks SO much for your sewing support! 😊

*Melissa Nilsen*

## SOUTHERN CALIFORNIA COUNCIL OF QUILT GUILDS

The newsletter that was just published has wonderful suggestions on including members to do our various tasks. If you have special skills or things you enjoy, talk to some of the board or other members and find out where you can volunteer too. It gets you involved with the wonderful members we have and find some really great new friends as well. The meeting in October is on the 9th. Programs, president, treasurer and I will receive invites. If you would like to see what is available check out the website at [sccqg.org](http://sccqg.org). Past programs and newsletters are available. Our opportunity quilt is pictured along with many from other guilds.

*Patti Voyles*

## SCVQG 30<sup>TH</sup> ANNIVERSARY PINS

For purchase of Guild anniversary pins (\$6) or souvenir show buttons (\$3), please contact Gabrielle (see directory).



*Gabrielle Leko*

## MEMBERSHIP

Current membership holds steady at 81. The Guild is seeking a new Membership Chairperson for 2022, as Leslie's two-year term is up in December. Please consider stepping into this role - duties are relatively light and not overly-time consuming (maintaining the membership directory, processing new/renewal applications, monitoring the check-in table at meetings,

and delivering a monthly report at the Business Meeting). If you have questions or are interested in volunteering for this position, please contact Leslie Wright.

Happy Oct birthdays to:

- 10: Lucy Scinta
- 10: Carolyn Short
- 17: Paula Ellis
- 17: Patti Voyles
- 28: Barbara Spencer
- 29: Sue Bennorth



We hope you're all staying healthy and quilting often!

*Leslie Wright*

## TREASURER'S REPORT

Here is the Treasurer's Report for August 2021:

	<b>Bank of America Checking</b>		
	<b>Beginning Balance as of 8-1-21</b>		<b>\$ 25,719.82</b>
	<b>Deposits and Other Credits</b>		
<b>16-Aug</b>	<b>Membership&amp;Opportunity Tickets</b>	<b>\$ 33.99</b>	
<b>18-Aug</b>	<b>Ways &amp; Means</b>	<b>\$ 180.00</b>	
	<b>Total Deposits</b>		<b>\$ 213.99</b>
	<b>Withdrawals &amp; Other Debits</b>		
<b>8-Aug</b>	<b>Department of Justice</b>	<b>\$ 20.00</b>	
	<b>Total Withdrawals</b>		<b>\$ 20.00</b>
	<b>Ending Balance as of 8-31-21</b>		<b>\$ 25,913.81</b>

*Penny Lawrence*



## HOSPITALITY

Due to face mask requirements at the church, we will not be providing refreshments other than water which you can drink outside.

*Dolores, Kendra, and Julie*

## WAYS AND MEANS

A big Thank You to everyone that contributed to our Ways And Means at the August meeting at the church! We collected \$75. Congratulations to the following winners:

- #1 Holiday Cheer- Melissa Nilsen
- #2 Charming Batiks- Connie Sitar
- #3 Winter's Visitor- Sheila Dutka
- #4 Always Be Thankful- Kendra Geiger
- #5 Tropical Paradise- Rita Percer

We hope the winners will share what they make from their winnings with us all. We'll have some more fun fabric packets at our next meeting.

## **SOMETHING NEW**

We want to make the Ways and Means baskets available to EVERYONE, whether you're attending the meetings in the church, on Zoom, or unable to make it. We will be listing the contents of each month's baskets in the newsletter and you can send a check ahead of the meeting to purchase tickets for the drawing – you need not be present to win.

Also, we have 5 tickets to Disneyland that were going to be an opportunity drawing at the quilt show, but with the uncertainty of the show and looming expiration dates on the tickets, we're instead going to include them in our Ways and Means baskets. You can purchase tickets for them at the October, November, and December general meetings and the drawing for the tickets will be at our Dec 2021 meeting. Note that the tickets expire December 14, 2022 so you'll have an entire year to use them. For those unable to attend the meeting at the church, you may send in your check for the Disney Dream basket, or any of the other Way and Means baskets.

Tickets are \$1 each or 6 for \$5. If you send in a check, be sure to specify how many tickets you want to go in each basket.

### October Baskets

- 1) Christmas Dinner: Beautiful 6.75 yards of Christmas fabric, tablecloth 60 x 100", and 8 matching napkins, book and tin.

- 2) On the Go: 7 total yards of fabric for a BABY BOY quilt, pattern, notions.
- 3) Beary Patriotic: 2.5 yards of Bear patriotic fabric, 2.5 yards of patriotic fabric, 1 yard stripes, 1/2 yard of cream, 1/2 yard of Dark Blue, and notions.
- 4) Venetian Tiles or Totes: Pattern, 360 Triangular precuts, 10 fat quarters, and notions.
- 5) Disneyland Dreams: 5 tickets to Disneyland, which expire December 14, 2022. Drawing will be at the December meeting. You may send a check to the guild's PO Box in October or November. Mail to:  
Santa Clarita Valley Quilt Guild  
P.O. Box 802863  
Santa Clarita, CA 91380-2863

If you send a check in December, please send it no later than Dec 3<sup>rd</sup>. Mail it directly to Rita Percer or Linda Kussoy, and email/call/text to let them know it's on the way to ensure your tickets get into the drawing for the December meeting.

*Rita, Linda, and Millie*

## WEBSITE

Please go to the Photos drop down on our website, then Photos Page One to view pictures from our first Zoom meeting along with show and share from the church. I've also added the photos of our projects from the Blossom workshop with Elizabeth Eastmond.

*Carol Carter*

## 2021 PROGRAMS AND WORKSHOPS

Jan 14	Zoom Meeting with Show N Share!
Feb 11	Speaker: Tina Curran - "My Virtual Trunk Show" via Zoom
Feb 13	Workshop via Zoom: "At the Beach" with Tina Curran
March 11	Zoom Meeting with Sew-along & Block of the Month tutorial
April 8	Zoom Meeting with Sew-along & Block of the Month tutorial Introduce Flying Geese challenge
May 13	Drive Through meeting at Santa Clarita United Methodist Church
May 15	Free Workshop: Sew Powerful purses, led by Doryce Fitzgerald
June 10	Speaker: Sue Bennorth – "Stack n Whack fabric selection" via Zoom
June 12	Fabric Sale at Joyce Wilkinson's
June 19	Free Zoom Workshop: "Stack n Whack" with Sue Bennorth
July 8	Speaker: Kim Lapacek – "Wildly Careening into Quilting" via Zoom
Aug 12	Game Night
Sept 9	Speaker: Elizabeth Eastmond - "Inching my way to Modern"
Sept 11	Workshop: "Blossom" with Elizabeth Eastmond
Oct 14	Beth Saint-Clair from Rye Canyon Supply
Nov 11	Speaker: Mel Beach - "Challenge Yourself"
Nov 13	Workshop: "Free Styling-Spiraling" with Mel Beach
Dec 9	Holiday Party

## SEPTEMBER & OCTOBER BLOCK OF THE MONTH – BORDERED STARS

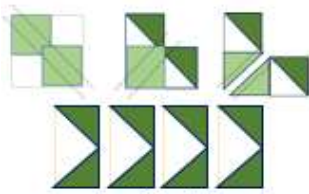


Your block should be 10.5” UNFINISHED. Finished Size (once sewn into the quilt) is 10”. For each block, you will need:

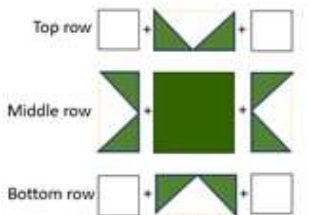
<u>Fabric/Color</u>	<u>Cut Size</u>	<u>Quantity</u>
White fabric (solid or small print)		
- Flying Geese background	4.75” x 4.75”	1
- Star Corners	2” x 2”	4
Colorful Fabrics		
- Flying Geese star legs*	2.75” x 2.75”	4
- Star Center Square*	3.5” x 3.5”	1
- Side Borders**	2.5” x 6.5”	2
- Top & Bottom Borders**	2.5” x 5.5”	4

\*Use the same fabric for the Star (Flying Geese star legs and Star Center Square)

\*\*Use 6 different coordinating fabrics for the border strips



Step 1



Step 2

### SEW ALL SEAMS AT 1/4"

#### Step 1:

Use the 4.75” White square and the four 2.75” Colorful fabric squares to make one set of 4-at-a-time Flying Geese (to get 4 geese) and trim each goose to 2” x 3.5”. Refer to the March 2021 “Four Patch Diamonds” block of the month pattern, or watch the video on the SCVQG website for instructions on this technique.

#### Step 2:

Sew the Star Block together as shown.

#### Step 3:

Sew a 2.5” x 6.5” Colorful fabric rectangle to the left side of the Star Block. Press the seam towards the border strip.

#### Step 4:

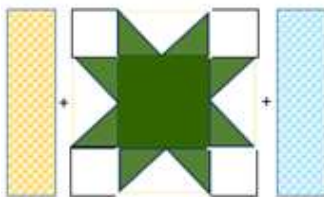
Sew a 2.5” x 6.5” Colorful fabric rectangle to the right side of the Star Block. Press the seam towards the border strip.

#### Step 5:

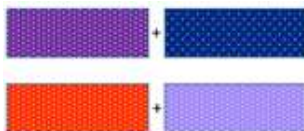
Place two of the 2.5” x 5.5” Colorful fabric rectangles right-sides together and sew on one of the short sides to make a long strip that is 2.5” x 10.5”. Press towards the darker fabric. Repeat with the other two 2.5” x 5.5” Colorful fabric rectangles.

#### Step 6:

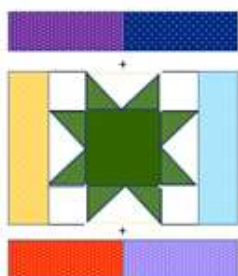
Sew one of the Border units from Step 5 to the Top of the Star Block unit. Sew the other one to the Bottom of the Star Block unit. Press the seams towards the border strips. The completed block should be 10.5” square.



Step 3 and Step 4



Step 5



Step 6

Thank you for helping! These blocks will be used to make lap (42" x 54") quilts for Turtle Camp.

Sample Block



When putting the top together, we'll alternate orientation of the blocks.  
Here's a mockup of how the top will look.



**2021 OPPORTUNITY QUILT: "STARRY SEAS" - 88" X 88"**



Do you know someone who would like to win this quilt? We now have opportunity quilt postcards you can mail to friends or family inviting them to purchase tickets. Contact Doryce Fitzgerald to arrange drop-off or pick-up of postcards.

## MINI-GROUPS

<i>Name</i>	<i>Contact</i>	<i>Meeting Information</i>
<b>Cut-Up Mini Group</b> (full for now)	Joyce Wilkinson	Meets the fourth Tuesday of each month
<b>Monday Mavens ***</b>	Kris Dolan	Meeting every week on Zoom for now – everyone welcome. Contact Kris for the Zoom link.
<b>Stitch n Chat ***</b>	Melissa Nilsen	Meets fourth Thursday of each month at Melissa’s house. Space limited, must RSVP.
<b>Quilters in the Park ***</b>	Kendra Geiger	Meets every other Friday, 11:15am – 1pm, at Central Park near the restrooms closest to the dog park. All are welcome.

\*\*\* indicates membership is open. If you want to attend a meeting, we recommend calling to be sure that nothing has changed since this listing.

## STITCH N CHAT MINI GROUP

The new Stitch n Chat mini-group had its 3rd meeting on September 23rd. We made rag quilts from donations provided by Kris Dolan and Sheila Dutka.

Next month’s meeting is on Oct 28<sup>th</sup>. Fabric kits will be supplied, just bring your sewing machine, neutral thread, and scissors/snips. All are welcome, though in order to protect the immunocompromised members of the group, we do ask that you wear a mask. Please RSVP to Melissa as space is limited.

*Carol, Jean, & Melissa*

# SPONSORS AND ASSOCIATES

**Quiltn' for You!**  
 Quilting your memories  
 Fine Custom Longarm Quilting  
 Joyce Wilkinson  
 24450 Cross St 661-753-7865 C  
 Newhall, Ca 91390 quiltnforyou@gmail.com

**Candy's Quiltworks**  
 Fabric, Books, Kits, Notions, Patterns & Gifts  
 M-F 10 AM-6 PM  
 Wed. 11 7 PM  
 Sat 10 AM-5 PM  
 Sun. Noon-4 PM  
 8549 Reseda Blvd., Northridge, CA 91324  
 818-349-5EWS (7397) 818-349-7339 fax  
 candysquiltworks@sbcglobal.net

**Donna Chipperfield**  
 Longarm Quilter  
 6888 E Olive Ave  
 Fresno, CA 93727  
 donnachipperfield@gmail.com  
 805.338.6236

Sewing Machine Warehouse & Ineeded.com  
 18214 Marshall Street, North Hills, California 91343 Call 818-332-7177  
 Los Angeles Times **READERS CHOICE WINNER**  
 We did it again  
**BEST CHOICE**  
 We Love you, too!

**RYE CANYON Supply Co.**  
 28150 Avenue Crocker, # 207  
 Valencia, Ca 91355  
 Ph: 562-607-5642  
 Email: rynecanyonssupplyco@gmail.com  
 rynecanyonssupplyco  
 Fabric • Trims • Leather  
 Hardware • Vintage  
 Buy • Resale salvage garment & accessories supplies

**KEYES** "Serving You For Over 60 Years"  
 818-573-2400  
 CREDIT FINANCING  
 CHEVROLET  
 GMC  
 HONDA  
 JEEP  
 KIA  
 RAM  
 TOYOTA

**MILES**  
 MUNICIPALITIES

**Karen Roberts, AAMS®**  
 Financial Advisor  
**Edward Jones**  
 WEALTH SOURCE OF INVESTING  
 23422 1/2 Lyons Avenue  
 Lyons Station @ Apple Street  
 Santa Clarita, CA 91321  
 Bus. 801-299-2120 TX. 800-266-2321  
 Fax 800-636-3911  
 www.edwardjones.com  
 California Insurance License 0C24308

Start with Rotary and good things happen.

**All Things Quilting**  
 Lori Brothers  
 Santa Clarita, CA  
 661-644-0855  
 Long Arm Service \* Classes \* Fabric Sales



*Things to Remember:*

- ❖ *Next meeting: Oct 14, 2021, 6:30 PM*
- ❖ *Wear a mask (church requirement)*
- ❖ *Sign a waiver if you didn't last month*
- ❖ *Wear your name tag*
- ❖ *Sign-in sheet at the door*
- ❖ *Send a photo of your Show and Share quilts to Patti Voyles*

*This Month's Calendar:*

- ❖ *General Meeting: Thurs, Oct 14, 2021*  
Social Hour: 6:30-7:00pm  
Meeting starts at 7:00pm  
at Santa Clarita United Methodist Church  
26440 Bouquet Canyon Rd Saugus, CA  
Or, join from home on Zoom at 7pm
- ❖ *Business Meeting on ZOOM*  
*Thurs, Oct 21, 2021, 6:30 PM to 8:00 PM*



Check out our website:

[www.scvquiltguild.org](http://www.scvquiltguild.org)

WOW! See the newsletter online!

**Santa Clarita Valley Quilt Guild**

P.O. Box 802863

Santa Clarita, CA 91380-2863

**FIRST CLASS MAIL**