




# Garden Talk

January 2022



**Tulsa Garden Club**

gardening • community • education  
PO Box 521003 Tulsa OK 74152-1003

*Beautifying Tulsa since 1929!*

Member: National Garden Clubs and  
Oklahoma Garden Clubs

**February 7, 2022**

**11 am**

Auditorium, Tulsa Garden Center at Woodward Park

2435 South Peoria Avenue



*Steve Owens is a gardener, horticulturist and plant hunter with a passion to search the world and find the best plants to offer for our Oklahoma weather through Bustani Plant Farm. In 2007, Steve's first book was released. Its title is 'Best Garden Plants for Oklahoma', co-authored with Laura Peters.*



Photo courtesy  
PechaKucha.com



# Tulsa Garden Club 2021-2022 Officers

## *Planting Plants, Growing Friends*

**President, Rose Schultz**

**1<sup>st</sup> Vice President, Kathi Blazer**

**2<sup>nd</sup> Vice President, Fleta Haskins**

**Recording Secretary, Judy Weaver**

**Corresponding Secretary, Linda Smith**

**Treasurer, Carol Puckett**

**Assistant Treasurer, Sue Hicks**

**Historian, Patty Freese**




## Rose Fund TulsaGardenClub.org/Rose-Rund December 2021

Cindy & Bill Davis	<b>Jack Freese</b>
Brenda & Lloyd Haggard	<b>Jack Freese</b>
Dr. John Carletti, Cathy Gebetsberger & Staff	<b>Irene Wresche</b>
Dr. Carletti, Dr. Maxwell & Staff	<b>Scott Turner</b> <b>Jim Melton</b>
Peggy Gates Smith	<b>John Abernathy</b> <b>Patricia Lieser</b>
Alison Lee	<b>Audrey Mankoff</b>
Mrs. Dudley Conner	<b>Buddy Lollar</b> <b>Polly Eulett</b>

## Table of Contents

- Page 3 President's Perspective**
- Page 4 Will it be Windy Today?**
- Page 5 History? Herstory! 92 Years and Growing**
- Page 6 Tilling Tulsa Reflections**
- Page 7 National Garden Club Schools & Doug Tallamy**
- Page 8 Growing African Violets**



Tulsa Garden Club  
gardening • community • education

*EIN 73-1359566 Tulsa Garden Club is a not-for-profit educational organization subordinate to Oklahoma Garden Clubs. Charitable gifts are deductible to the extent allowed by current tax law.*

## Welcome, New Members

Sarah Rehm  
Anna Lusk  
Laura Lee Moorman Ford

**Help Us Raise Needed Money!**  
**Bloom'n' Bucks**  
with Brent and Becky's



# President's Perspective

by Rose Schultz, Member since 2016

## “Grow Where You’re planted”

When I took the photo of my rock today, I was thinking it is cold enough to build a snowman, wish we had some snow. And if the snow wouldn't make a snowman, at least we could make angels in the snow. We have lots of angels in the Tulsa Garden Club who spend many hours accomplishing unseen tasks that make our club function. I'm hoping one of your New Year's resolutions was to get more involved. Many angels make light work! You are needed.

It's time to turn our focus from Christmas decorations to the March Flower Show. If you haven't selected your class for the show now is the time to decide. It is your willingness to participate that will make the show



successful. If you still need a copy of the schedule, you will find it on our website and you can pick up a hard copy at the February meeting. We have designers willing to help you

put together your exhibit.

The nominations committee will be asking members to serve in various positions in the



Tulsa Garden Club. It takes many different talents to accomplish the goals of the Tulsa Garden Club, so please consider saying 'yes' when they call you. I keep thinking of *The story of Everybody, Somebody, Anybody and Nobody*. You can read it here - <https://www.lollydaskal.com/leadership/story-everybody-somebody-anybody-nobody/>

I am looking forward to our February program by Steve Owens, owner of Bustani Plant Farm. Wonder what new plants he has found to offer in Oklahoma? See everyone February 7, 2022 at the Tulsa Garden Center.

Rose Schultz, President

*Planting Plants, Growing Friends*

Gardening Secret #3 Knowing at what stage of bloom to pick a flower for longevity is key. Hellebores will be blooming soon if not already. This is key – smash or split the stems before putting them in a vase or prick the stem in several places with a pin. Enjoy the blooms, they will brighten your days.



# Will it be Windy Today?

by Fran McKeon, Member since 2021, Master Gardener

Will it freeze tonight? How much rain did we receive last night? What? None? Who stays on top of Oklahoma's volatile weather? Oklahoma gardeners want to know.

In 1982 our legislature made the Oklahoma Climatological Survey a state entity. As a result, our state boasts a world-class network, the Mesonet. It is comprised of 120 monitoring stations, at least one in each of 77 counties. The project was launched in 1994, designed and implemented by scientists from Oklahoma University and Oklahoma State university.

Data is measured by instruments located on or near a 10-meter tower and is transmitted from the stations every five minutes, 24 hours per day to the central facility in Norman. (OU) The quality of the data is verified by the Oklahoma Climatological Survey within five to ten minutes and made available to the public via the website: [mesonet.org](http://mesonet.org).

Research continues as a part of the program including the effort to stay aware of new technologies. Educational materials and other services are available.

Gardeners can benefit from the soil temperature charts as spring activity begins. Measurement is taken 4" below surface at all stations and updated every 15 minutes. Soil temperature, wind speed, advisories and more are available at the Mesonet site. ([mesonet.org](http://mesonet.org))



The Mesonet station nearest to us is located in Bixby. Oklahoma gardeners should take full advantage of the weather technology provided by our state.

Happy spring planning!

Resources: [mesonet.org](http://mesonet.org)

Oklahoma Climatological Survey site: [climate.ok.gov](http://climate.ok.gov)



# History? Herstory! 92 Years and Growing!

by Patty Freese, Member since 2005

Speaking of gardening education...

Learning has been the focus of Tulsa Garden Club and Members, since 1929. Educational programs were the centerpieces of monthly meetings. Throughout the years, the Club hosted special guests and “experts” to present on timely or popular topics.

For many years, the Club staged autumn and springtime flower shows. The Tribune article and photo reported on the April 1946 flower show preparation. The show’s theme, “One World Through Flowers” invited globally-inspired exhibits from “...any amateur flower grower in the state of Oklahoma.” Philbrook Art Center came to life with table settings and a variety of show classes with creative floral entries and horticulture specimens.

An entire outdoor living room was staged against a background of shrubbery at Philbrook to “bring nature inside.” Extending the show’s theme, the class of shadow boxes, “Hands Across the Sea,” suggested one of the United Nations.



THURSDAY, APRIL 18, 1946  
PREPARE FOR FLOWER SHOW—“One World Through Flowers” theme for Tulsa Garden club’s spring flower show, it being considered, left to right, by Mrs. L. Watt Stinson, holding flowers. Mrs. Ira Gregory, who examines a globe for inspiration, and Miss Helmita Officer, as they arranged flowers preparatory to entering some of the garden club’s various competitions. Mrs. Stinson is decorations chairman for the show which is being planned for Saturday and Sunday, April 27 and 28; Mrs. Gregory is newly elected librarian for the club; Miss Officer is secretary.

Echoing that 1946 theme, the Club’s March 19, 2021 flower show, “Friends from Sea to Sea,” invites exhibits that represent worldwide culture, arts, history and plant material. Tulsa Garden Center’s first floor is the backdrop for this show that conforms to National Garden Clubs, Inc. (NGC) Handbook for Flower Shows.

In April 1947 the Club invited the public to learn more about floral design from the acclaimed Clare Cronenwett. With her art background and professional floral design career, Miss Cronenwett facilitated four days of lectures on principles, design, color, pattern, backgrounds and equipment (mechanics).

That Tulsa Garden Club continues to engage the community through gardening education. Everyone can grow in our garden!

## Club News

MISS CLARE CRONENWETT, acclaimed the leading woman designer in flower decoration in the United States, is coming to Tulsa April 25-29 for a series of talks and demonstrations on “The Art of Flower Decoration.”

Her lectures, open to the public, will be sponsored by the Tulsa Garden club of which Mrs. Dan Hunt, Jr., is president. The series will take place at Philbrook Art Center. Miss Cronenwett, who has made four transcontinental lecture tours, has taught decorating courses in many universities and schools in the U. S. and Hawaii and now maintains a studio and school of flower arrangement at Monrovia, Cal. She has had articles and photos in leading American magazines and newspapers; has appeared as co-ordinator and stylist for flowers and fashions in many large department stores; is an international flower show judge and is consultant and designer for many art and garden projects such as flower shows, holiday events, pageants and weddings.

An artist and interior decorator, Miss Cronenwett has conducted travel and summer school courses



CLARE CRONENWETT

in Honolulu in co-operation with the well known designer, Douglas Donaldson. She has decorated many of the estates and homes of prominent socialites of the west coast. She originated and promoted the making of 400 fruit and pods baskets for the National Federated Garden clubs convention in Los Angeles, also for the National Bar Association convention there, among other events of national note.

During her four-day lecture course in Tulsa, she will discuss design, color, pattern, principles, backgrounds and equipment. She will also discuss the quaint, colorful and dramatic flower arrangements, using flowers, shrubbery and materials native to this section.

Miss Cronenwett’s approach in flower work is from the standpoint of the professional designer with an art career as a background. Keyed to the needs of today, she has developed a Modern School of Flower Arrangement, applying the principles of design in a way which is making a definite contribution to the distinction of gracious living.

While in Tulsa she will be the guest of Mrs. Grover G. Spillers, 48 E. Nineteenth st. Enrollment for the lectures will be limited to 200 and tickets may be used from the Tulsa Garden members or Mrs. Spillers.

The gardening education vision includes looking toward TGClub’s centennial. Are you a founding Member’s descendant? Do you know their family members?

Please contact First Vice President and Membership Chair Kathi Blazer,

[TulsaGardenClub@gmail.com](mailto:TulsaGardenClub@gmail.com).

# 'Tilling Tulsa' Reflections

by Phyllis Ogilvie, Member since 2017

The love of gardening runs deep in my family starting with my grandparents and maybe even further back if I had ever known more about my great grandparents. Gardening is the number one hobby and I embrace it!

I purchased the pictured journal in 1990 or 1991 and have enjoyed it immensely through the years. Written by Susan Everly-Douze, a 'Tulsa World' writer and Master Gardener and edited by Terrell Lester, it has weekly information for us to consider for our gardens. I will continue here by paraphrasing Susan's recommendations for the third week of January.


Keep watering, especially if it is dry. One inch of snow equals only one-tenth inch of water. Winter watering is especially important for roses, azaleas and newly planted trees and shrubs. Remember those shrubs under your home eaves.

Enjoy an indoor display of paperwhite narcissus but when the flower fades, throw away the bulbs because they cannot be forced successfully again and are not winter hardy here in Tulsa and the surrounding areas. Winter-hardy bulbs forced inside can be planted outside. Few gardeners feel it's worth the time and effort to accomplish this but the beauty of fresh flowers for a cutting garden makes one think of the options with their bulbs.

For the best selection, complete your mail orders to seed and nursery companies now. Consider those varieties that have done well in your garden during past seasons. Be bold and try one to three new plants or varieties each gardening season.

Many houseplants are resting now. Mine have a sunny spot under the den sofa table near a patio door. Don't over water them or over fertilize them in the form of attention and love. Keep checking for insect pests; particularly spider mites and whitefly. If possible isolate the infected plants while you are treating the infestation so the other plants aren't harmed. Reminds me of the Omicron variant but I am not going to say that here!

I have truly enjoyed all plants I have been gifted over time and am hopeful my plant 'children' continue to grow, blossom and thrive for years to come. Tulsa is truly a gardener's paradise and we welcome all suggestions and comments to take each Tulsa park and yard to the next level. Onward and upward and best wishes for everyone's health and a glorious garden in 2022.



# National Garden Clubs Schools

by Rose Schultz, Member since 2016

Tulsa Garden Club Members are automatically members of the National Garden Clubs (NGC) and can, therefore, take the [Schools](#) sponsored by the NGC. Community members are, also, invited to learn!

There are four different schools. Some of them are on Zoom, which means you can attend them in the comfort of your home. Each school has 4 courses and can be taken in any order except the Flower Show schools. Upcoming schools are:

## Environmental

**Course 3 – The Living Earth – Air:** Ecology – Air, Plants – Rain Forest, Environmental Ethics, Environmental Science – Pollution, Wildlife = Endangered Plants and Wildlife, Initiating Schools Programs, Earth Stewardship, Material Sources and Citizen Education Programs.

\* **February 01-04, 2022 – ZOOM from Buffalo, NY – Contact Nancy Kalieta, 716-826-7462, [nancyk212@aol.com](mailto:nancyk212@aol.com)** OR

\* **March 07-10, 2022 – Zoom from St. Louis, MO – Contact Jan Conant, 314-576-7590, [djepmamt@msn.com](mailto:djepmamt@msn.com)**

**Course 4 – The Living Earth – Water:** Ecology – Water, Plants – Aquatic Plants, Environmental Science, Sustainability, Wildlife – Aquatic Animals, Youth Programs in Environmental Education, Earth Stewardship – Effective Citizenship.

\* **April 26-29, 2002 – Zoom from Buffalo, NY - Contact Nancy Kalieta, 716-826-7462, [nancyk212@aol.com](mailto:nancyk212@aol.com)**

**Flower Show School** – For this school only, you must take Course 1 first and there is no Course 1 scheduled at this time.

## Gardening School

**Course 4** – Plant Classification and Nomenclature, Outdoor Identification of Plants, Specialized Garden Styles, Techniques of Growing Woody Ornamentals, Pruning Techniques.

\* **April 07-09, 2022 -Zoom from Chelmsford, MA – Contact Linda Jean Smith, 978-256-3101, [lindajeane.smith@comcast.net](mailto:lindajeane.smith@comcast.net)**

## Landscape Design School

**Course 3** – LD Process, Woody Plants in the Landscape, Herbaceous Materials in the Landscape; LD with Maintenance in Mind; Graphics Interpretation; Creating Your Own Home Garden Landscaping Plan. **Mar 22-23, 2022 -Zoom from Connecticut – Contact Susan Kelley, 203-715-9118, [kelleys4@gmail.com](mailto:kelleys4@gmail.com)**

**Signup Today!!!**



# Growing African Violets

By Nancy Moerer, Member since 2012, African Violet Judge

African Violets are among the most popular house plants for they are easy to grow and offer a wealth of sizes and colors. They may be grown in natural light on a windowsill or under artificial light. They require intensities of 1,000 foot-candles of light for 6 to 8 hours per day. This equates to the light of a sunny east or west window or two fluorescent shop



lights. Southern windows are best in the winter and eastern or northern exposures are best in warmer weather.

African violets grow best at a nighttime temperature of 65 to 70 degrees and a daytime temperature of 70 to 90 degrees. The humidity in most homes is usually sufficient for them.

African violets grow best in well drained and well aerated soil. There are many commercial mixtures available that work very well. The soil should not be wet, but moist to the touch. They may be watered from the top or the bottom but the plant should not be left sitting in water for more than 30 minutes. The water works best when it is room temperature. Plants should be watered from the top occasionally to leach the salts.


African violets like most plants respond well to regular doses of fertilizer such as 20-20-20 every four to six weeks. If using a dry fertilizer, be sure the soil is moist or add it to water.

Resource: The University of Georgia College of Agricultural and Environmental Sciences by Paul A Thomas. Photo courtesy Pennsylvania State University

## “Nature’s Best Hope” with Doug Tallamy

Friday, February 4, 2022

Jenks High School, 205 East B Street, Jenks OK  
Building 6



We are thrilled to learn that the Tulsa Audubon Society, Oklahoma Native Plant Society and WildCare Oklahoma are bringing Doug Tallamy, well-known American entomologist, ecologist, conservationist and professor at the University of Delaware, to speak in Jenks. Doug advocates home gardens that bridge the gaps between parks and preserves in providing habitat for native species. He has authored at least four books that will pique your interest.

You will want to attend this upbeat speech and discussion. The talk will be in Bldg 6, 205 East B Street, with **an hour of book sales and signing before and after**. President Rose just pre-ordered her book at <https://www.tulsaaudubon.org/tallamy> for Doug to sign that evening. This [link](#) details the event and book options. This is a **NOT TO BE MISSED** event so mark your calendar NOW and **wear your mask!**

