



# Poway Stamp Club



*San Diego County's Best Stamp Collecting Club*

February 14<sup>th</sup> 2024

## **In This Issue**

- Next Club Meetings and Presentations Schedule
- Club Notes
- Current Events (Trice Klauber)
- New Member Spotlight
- Editors Corner: (David Klauber)
- Presidents Message (Art Berg)
- Article: Bill O'Connor
- Article: Jim Grundy
- Article: Manny Marti
- Article: Jon Schrag
- Article: David Waller
- Member Classifieds
- Stamp News: Current

## **Poway Stamp Club Goals**

To promote a closer social relationship among stamp collectors of Poway, San Diego, and vicinity, and to assist in spreading the knowledge of stamps and the pleasures derived from stamp collecting to those interested in philately.

## **Contact Us**

Poway Stamp Club  
12675 Danielson Ct #413,  
Poway, CA 92064

## **Club E-mail**

[PSCphilately@gmail.com](mailto:PSCphilately@gmail.com)

## **PSC Website**

[Powaystampclub.com](http://Powaystampclub.com)



## **Next Club Meetings**

The Wednesday, **February 14<sup>th</sup>** Program  
will be a philatelic presentation by:

***David Waller***

**&**

**Voice Sale & Member Trading**

The meeting will begin with our regular Club business followed by the member presentation and a "Club Voice Sale". Following the sale and show and tell, the meeting will progress with Member trading and socialization. Members are encouraged to bring in **Valentines related** stamps to show and tell as well as to bring other items for sale or trade with other club members. This is an opportunity for all our members to sell or trade with one another their duplicate stamps.

The Wednesday, **February 28<sup>th</sup>** Program  
will be a philatelic presentation by:

***Bob Schappelle***


***"Perfins Primer"***

**&**

**Voice Sale & Member Trading**

Meeting time: The meeting will begin promptly at 6:30 PM.  
Meeting Place: 12675 Danielson Court, Suite #413 (in the back of the business complex), Poway, California 92064.

**Please remember to bring your badge.**



# Poway Stamp Club

## 2024 Club Meeting Schedule/Presentations:

The following is this year's meeting schedule; all events are proposed and subject to change as necessary to accommodate other events such as Auctions.

### 2024 Club Board:

**President:** Art Berg  
**V President** David Klauber  
**Treasurer:** Bill Kolb  
**Secretary:** Trice Klauber  
**Board (At Large)** David Waller  
**Board (At Large)** Jim Grundy  
**Prev. President** Thor Strom  
**Program Dir.** Bill Wacenske

### 2024 PSC Club Volunteers:

**Club Registrar:** Trice Klauber  
**Auctioneer:** Jim Grundy  
**Club Librarian** Scott Boyd  
**Newsletter Editor** David Klauber  
**Letter Contributors** Jon Schrag  
 Bob McArthur  
 Bill O'Connor  
 Manny Marti  
 Jim Grundy  
 David Waller  
**Library Rep** Neil Schneider  
**Opp. Drawing** Scott Boyd  
**WebMaster** David Klauber  
**Public Relations** Valerie Merritt

### PSC Representatives:


**Federal Rep:** Bill O'Connor  
**S.D. Phil. Council:** Nick Soroka  
**Rep (Alternate)** Art Berg  
**Chapter 112097 APS Ambassador**  
 Trice Klauber  
**ATA Rep** Bob McArthur

### ON PAGE 1

Is a U.S. # 530a Imperforate. The true double transfer stamps are associated with engraved stamps only. Because example #530(a) on page 1 has obtained catalog status this **Freak** has also reached (**Error**) status. SCV: **\$40 - \$90 MNH**

(Courtesy D. Klauber)

February	Feb	14, 2024	David Waller
	Feb	28, 2024	Schappelle - Perfins Primer
March	Mar	13, 2024	Bill O'Connor
	Mar	27, 2024	Club Member Voice Sale
April	Apr	10, 2024	Pong – Presentation
	Apr	24, 2024	TBD – Presentation
May	May	8, 2024	TBD – Presentation
	May	22, 2024	John Richardson
June	Jun	12, 2024	TBD – Presentation
	Jun	26, 2024	TBD – Presentation
July	Jul	10, 2024	TBD – Presentation
	Jul	24, 2024	TBD – Presentation
August	Aug	14, 2024	TBD – Presentation
	Aug	28, 2024	TBD – Presentation
September	Sep	11, 2024	Club Member Voice Sale
	Sep	25, 2024	TBD – Presentation
October	Oct	9, 2024	Ugly Stamp Contest
	Oct	23, 2024	TBD – Presentation
November	Nov	13, 2024	TBD – Presentation
	Nov	20, 2024	No Meeting
December	Dec	11, 2024	Holiday Dinner
	Dec	--	No Meeting
January	Jan	8, 2025	TBD – Presentation
	Jan	22, 2025	TBD – Presentation





### APS

Many of our PSC club members are also members of the American Philatelic Society. The PSC is also a member of the APS. If 33% of our members are also members of the APS the club receives a free year's membership.

### Meetings

Club meetings are held every second and fourth Wednesday of each month except November & December at:

**Philatelic Library**  
12675 Danielson Ct #413,  
Poway, CA 92064

### Participation

All Stamp Club members are strongly encouraged to provide input for the monthly Club newsletter. Your knowledge and expertise should be shared. Please submit items to the Club Secretary at:

[PSCphilately@gmail.com](mailto:PSCphilately@gmail.com)

### Club Website

[PowayStampClub.com](http://PowayStampClub.com)

You will find our activities and affiliations, interesting links, and contact information including this Newsletter's current and previous versions! Give it a try!

You can use the Web site to introduce others to our Club.

## Club Notes:

### 1. LOCAL STAMP SHOW

**2024 - San Diego Stamp Show Inc.**

<https://sandiegostampshow.net/>

#### **Location:**

Hilton in Mission Valley

**Show Schedule: February 23 – 25, 2024**

Friday February 23 10 AM - 6 PM

Saturday February 24 10 AM - 6 PM

Sunday February 25 10 AM - 3 PM



An APS World Series of Philately National Level Show

20+ Stamp Dealers - Nationwide Participation

150+ Competitive Exhibit Frames

- Poway Stamp Club Meetings** - The Poway Stamp Club meets twice monthly on the second and fourth Wednesday of each month. It is so nice to see all our philatelic friends again. The Club will resume our 2024 regularly scheduled meetings on the second Wednesday in January.
- Club Dues 2024** – It is time again to send or bring in your dues (\$10) to a meeting to allow our club to continue to prosper. Let me also impress upon each of you a goal of increasing our membership, and that each member should strive to increase our roll by at least one new member each year.

## Bid/Book Board Frequently Asked Questions(FAQs) :

- You must be a paid member of PSC to buy or sell.
- You may join the PSC, contact [PSCPhilately@gmail.com](mailto:PSCPhilately@gmail.com)
- Ten percent of the sale price will go to support our club.
- Sellers may list ten items each session, Minimum bids must include local shipping.
- All unsold lots will automatically be relisted next session.
- The seller must notify us to remove a listing.
- Sellers must notify us to remove or change the listing price.
- Minimum prices of items must contain the cost to ship the item listed locally (i.e., San Diego County)
- Buyers outside of SD County are responsible for additional shipping charges.
- The Minimum prices listed on the Site are not updated, a list of the current bids will be posted "periodically" for buyers, this is not eBay.
- At the end of each session, Buyer-Sellers will be contacted and introduced via E-mail to allow the coordination of the payment and shipping.

<https://powaystampclub.com/bid-board>

4. **Quality Shows** – Stephen Pattillo, P.O. Box 604, Fullerton, CA 92836, Phone: 562-694-2828 email: [number1banana@hotmail.com](mailto:number1banana@hotmail.com)

**9:30 AM to 4 PM**  
Free Admission, Parking & Appraisals  
Buying & Selling

5. **Club Participation** – We thank our Club members who help us each month by contributing to this newsletter. Club members are strongly encouraged to provide input for the bi-monthly newsletter. Your participation is critical to our successes as a Club. Please submit items to the Club Secretary at [Indysmama@gmail.com](mailto:Indysmama@gmail.com).



6. **2024 Great American Stamp Show - Hartford** Aug 15-18. **Connecticut Convention Center, Hall AB** (100 Columbus Blvd., Hartford, CT 06103).



GASS is the nation's biggest philatelic event, hosted by the three largest philatelic organizations in the United States – the [American Philatelic Society](#), the [American Topical Association](#), and the [American First Day Cover Society](#). The show is sponsored by the [United States Postal Service](#), who will host a large retail area as well as multiple first day ceremonies. GASS will feature 80+ dealers selling stamps, covers, and other philatelic material; hundreds of frames of stamp exhibits and rarities; participation of 40+ national specialty societies; a youth area; and meetings and seminars.

7. **A Brand-New Stamp Show** – Arizona Show reborn with 50 frames and Bourse.

**ARIZONA NATIONAL STAMP SHOW**

FEBRUARY 16-18, 2024  
AT HOLIDAY INN, MESA  
1600 SOUTH COUNTRY CLUB DRIVE  
MESA, ARIZONA 85210

Show times 10 A.m. - 6 p.m. Fri. & Sat

10 A.M. – 4 P.M. Sun.

Presented by

The Phoenix Philatelic Association (PPA)

And

The Mesa Stamp Club

Admission \$1.00 per day, Persons 12 years and younger - Free

More than 20 Philatelic Dealers

Over 50 Exhibit Frames

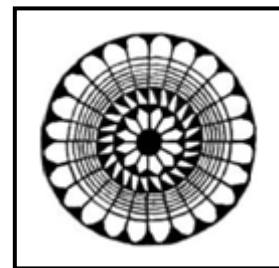
For more information contact:

Show Chairman: Tom Reyman (602) 359 – 4804

Email: [AZnationalstampshow@gmail.com](mailto:AZnationalstampshow@gmail.com)

8. **Calling all Philatelists** - The San Diego Philatelic Library is going through a reorganization with the addition of several new Board Members including Neil Schneider (President), Bill O'Connor (Treasurer), Steven Twinge, Scott Boyd, Valerie Merritt (Trustees), and Nick Soroka continuing as (Secretary). Over the next several months the organization will be making changes and will require support from the Philatelic Community to become a 21st century Philatelic Library. We need a lot of people with vision and are willing to help create it. If you are interested in supporting this effort or joining the Library as a Board member. Please contact Neil Schnieder at [velorambler@gmail.com](mailto:velorambler@gmail.com).

9. **Wheel Of Fortune** – The Wheel of Fortune (WOF) cancellation is one of the most intricate and interesting cancellations of the Classic Stamp Era. The WOF cancel contains 24 segments and 10 concentric circles. The round center is surrounded by 12-petal flower design and was used by at least 824 towns. For more information see the Larry Rausch book, “Wheel of Fortune cancellation” at [www.rpastamps.org](http://www.rpastamps.org).



10. **Philately as a Science** – The science of stamp collecting sometimes expressed in collecting “varieties” demonstrates that stamp collecting is not merely a passing hobby of persons whose accumulating instincts need an outlet. Simply put, stamp collecting is rather a recreation and a pleasure with occasional profit which is increased by observation and study. **Be a Student of the Science of Philately.** – *Editor* –
11. **Essays**– Differ from Proofs in that they are distinguished as being incomplete states of a stamp design. Some also include models, drawings, and or paintings.
12. **Essays of Color** – These are simply die proofs in color, not “essays” per se and another Philatelic inconsistency. – *EPJ Essay-Proof Journal* -
13. **Essays of Design --** A definition of redundancy, as all “essays” are of design. It is conceivable that there could be essays of gum or essays of paper etc. But for some unknown reason these are always called “Trials”. Humorously, we use “trial color proofs” but never “trial gum proofs”.
14. **Original Proof** – Is a misnomer, and not very descriptive. Most proofs are created prior to actual printing and many collectors claim that it is difficult to determine in practice when a proof was made. In some cases color and/or paper differences can assist the collector. Proofs are typically grouped by source i.e. “Atlanta Trial Color Proofs.” But any classification scheme is an illusion as no actual consistent rules are used to classify them. – *EJP* –
15. **Hybrid Proofs** – A confusing and unnecessary term. These proofs are typically paste-ups or mountings of proofs or of die essays and should more appropriately be called “Mounted Proofs.”
16. **Various Essays and Proofs** – From 1847 to 1894 U.S. stamps were made by private Bank Note Companies. After 1851, the government would advertise for proposals for essays or examples. After the bids and low bidder were known, an expert committee was appointed to decide paper and color. Changes to essays were sometimes requested with a bid or asked for in plate form for a contract to be awarded. After approval, printing of the stamps would begin. – *Brazer* –



## Current Events

By Trice Klauber

### **The San Diego Stamp Show**

February 23-25, 2024



Once again it is time to put on a good pair of walking shoes, pack a lunch and attend the San Diego Stamp Show at the Hilton in Mission Valley. There will be 200+ exhibit frames to view. I encourage you to look at the show schedule (link to show site below) and plan your visit. Major Societies will be present offering a chance to learn and grow in our hobby. Some of the events include.

- **Friday the 23rd:** Charles Epting - Buying & Selling at Auction will be in the afternoon offering information for those looking to expand collections or dispose of duplicate stock.
- **Saturday the 24<sup>th</sup>:** The US Postal Service is also preparing an additional special San Diego cancel for the Basketball stamp FDC taking place in Los Angeles on Saturday 2/24. Don't miss the APS Town Hall with Scott English APS Exec. Director as well as the Beginners Exhibitor Seminar with Darrell Ertzberger, APS CANEJ Chair.
- **Sunday the 25<sup>th</sup>** will be 3 "At the Frames" Exhibit Walkthroughs at various times and Éire Philatelic Association Seminar with Bill O'Connor, EPA, PSC, APS.

These are just a few of the opportunities available to expand our Philatelic knowledge, so bring those note pads and pencils. Let us also prepare our want lists to bring to the floor along with our club vouchers. The show has scheduled 20 + dealers ready to service those want lists.

This show promises to be a very important philatelic event here in San Diego County. The Poway Stamp Club is a Sponsor of the Grand Award and will be present to assist all our members as well as make new friends and hopefully new members. We will have chairs for resting, catalogs for pricing, and water bottles for refreshing. Members will be on site, set up through break-down to offer our assistance when needed.

This is an APS World Series of Philately National Level Show. Let us all turn out and support this event to keep it growing and expanding in our philatelic community.

<https://sandiegostampshow.net>



## Member Spotlight!

*By Newsletter Editor*



The Poway Stamp Club Newsletter highlights its new members in each issue. Today's spotlight is on our 6 newest members.

**Stu Rees**  
**Loraine Wiencek**  
**Mike Zhang**  
**Brian Morgan**  
**Dan Walker**  
**Mike Stanberry**

We have 6 new members since our last newsletter. Membership has been granted to the following person(s):

**#565 Stu Rees** of San Diego California was presented for membership by Art Berg and was approved by Trice Klauber. We look forward to having Stu join us at meetings. Stu is investigating the mysteries of an inherited collection. Welcome aboard Stu.

**#566 Loraine Wiencek** of San Marcos California was presented for membership by Trice Klauber and was approved by Art Berg. We look forward to having Loraine join us at our Wednesday meetings. Loraine is also investigating the mysteries of an inherited collection. Loraine has a key interest in Philately and history. Welcome Loraine.

**#567 Mike Zhang** of San Diego California was presented for membership by Art Berg and was approved by Trice Klauber. Mike is new to Stamp Collecting, let's all try to encourage Mike and welcome him into our Club. Let me be the first to welcome Mike.

**#568 Brian Morgan** of San Diego California was presented for membership by Art Berg and was approved by the Club. Brian collects Technical, Medical, Chemical, Science, and Irish stamps. Brian joined us at our last meeting, and it was a pleasure to meet him. Its great to have Brian as a new member.

iHobb.com brings the world's best brands to collectors



[iHobb.com](http://iHobb.com)



**#569 Dan Walker** of University Park Fl. was presented for membership by Trice Klauber & Darrell Ertzberger Dan collects Indian Feudatory States (except Cochin and Travancore) First US Revenue stamps R1 to R102 and is an APS member. We welcome Dan as a valued new member.

**#570 Mike Stanberry** of Poway California. was presented for membership by Art Berg and unanimously voted in. Mike collects U.S. Commemoratives and Topicals We welcome Mike and assisting him to continue his Philatelic Journey. .

**This brings our total membership to 133. We look forward to getting together at PSC meetings with our new members.**


## **From the APS**

By Scott English

### **Join me in San Diego**

The San Diego Stamp Show will be held February 23-25 at the San Diego Mission Valley Hilton. The show, which launched three years ago, is a World Series of Philately Show with more than 150 frames of exhibits and is currently the only WSP show in Southern California. This year, the convening societies include the U.S. Philatelic Classics Society and The Collectors Club. If you're nearby, I'd encourage you to attend, or if you're looking for a philatelic escape from the winter weather, San Diego is a great place to do it. For more information about the show, visit the website at <https://sandiegostampshow.net>.

I will host an APS Town Hall meeting on Saturday, February 24, at 11 a.m. to share news and take questions and comments. The meeting is open to the public, so you do not have to be an APS member to attend. I will have membership applications, so please bring a non-member friend and encourage them to join. I hope to see you there!



## Definitions

The following definition of EFO and other terms are here in support of the ongoing Editors Corner series on Varieties, EFO's and Counterfeits.

**EFO** is the shorthand for "Error, Freak, or Oddity". It's a term applied to philatelic items that were formed unintentionally abnormal.

**Errors:** Are usually "major" errors having catalog status where something in the process has gone entirely wrong. Examples of "errors" are consistent, unintentional deviations from the normal. Typically errors are stamps that are wrongly perforated, both between or completely imperforated, Full incorrect, shifted or omitted color(s), inverted centers or frames, multiple impressions, missing/inverted surcharges, missing or wrong watermarks or tagging and FULL stamps on either side of an interpane gutter, factually wrong or misspelled information etc.

**Freaks:** Also called "varieties", are generally defined as a lesser degree of production problem. Typically freaks have flaws that are not consistent or do not have catalog status.

## Editors Corner

By David Klauber

### Understanding Grills 101



As part of an ongoing learning 101 series of articles, I have updated a previous article on identification of the Grills on U.S. stamps for our readership.

**Grills** – On a stamp is sometimes an embossed pattern of small indentations intended to discourage postage stamp reuse. Used in the United States in the 1860s and 1870s, they were designed to allow the ink of the cancellation to be absorbed more readily by the fibers of the stamp paper, making it harder to wash off the cancellation.<sup>1</sup> Below is a Mint 79 with an "A" grill with lines enhanced, grill A is the only type where the "whole stamp" is grilled.



"A" Grill the only Whole Stamp Embossing

The United States Post Office has always been concerned about the reuse of postage. In the early years of US postal history many stamps were fraudulently cleaned and reused which resulted in the loss of revenue to the post office. There have been many approaches used to prevent the reuse of stamps which includes double papers and Grills. The grill however, was for a very short period of time used as part of the stamp creation process and was the only tactic used on standard regular issues. The other methods, such as use of double paper were considered as "experiments."

Examples of freaks include ink smudges, off center perforation shifts, partially missing colors or partial/random color shifts, pre-printing paper folds, paper creases, over or under inked stamps, and so forth. Freaks often sell for less than their "error" counterparts. Printing plate cracks, wear and other flaws such as repairs or re-entries are freaks and not typically considered to be errors.

### Oddities:

The catch-all category for anything that is left. Oddities can be subtle problems that do not have catalog status.

Examples can be cancel and plate varieties, inverted USPS cancels, very minor perforation shifts, minor color shifts, etc. Most oddities are a curiosity and have lower EFO values.

There continues to be a debate about the definition of freaks vs oddities. This is one area where a classification can be a matter of personal opinion. Frequently the debate is over pre-printing paper folds and centers on how minor (oddy) or how major (freak) a fold is. As it turns out, one mans freak, is a another mans oddity.


### Counterfeit, Forgery, or Fake.

**Counterfeit:** Fraudulent reproduction of a stamp meant to defraud the issuing authority. (Typically used as postage)

**Forgery:** Fraudulent reproduction or alteration of a stamp meant to defraud (not the issuing authority), In philately, forged stamps are altered to defraud the buyer.

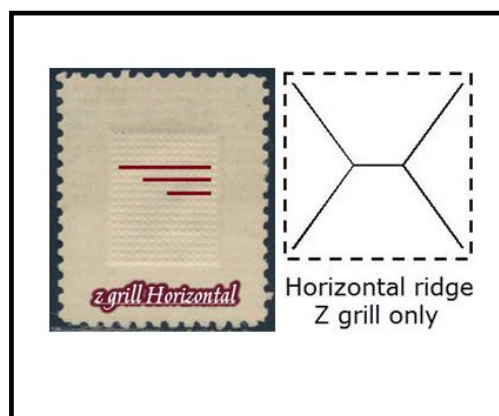
**Fakes:** An imitation stamp, or reprint. There are many fakes on the market, typically sold as fakes they are rarely sold as genuine. In philately, fakes are an expression of art are not offered as genuine to defraud. (reprints may be considered fakes)

**What is a grill?** - A grill is a very small series of triangular embosses in a stamp. These tiny impressions allow ink from a cancellation to absorb into the fibers of the stamp. It is because of this grill absorption that ink stains remains which cannot be easily removed. As a result, the stamp can without difficulty, be identified as used. Grills were applied using metal printing plates these plates had a collection of grill blocks outfitted with multiple tiny points similar to the surface of a common wood rasp.



The points were meant to gently break the paper fibers so that the cancellation inks would not just sit on top of the stamp where it could be removed. Instead, the ink was meant to soak deep into the stamp paper and be absorbed by the broken paper fibers. The grill was designed to make removing an ink cancellation more complicated. It is unfortunate that so many grills were so poorly applied. Much of the variance was the result of the fact that the fine ridges in the metal printing plate would wear down quickly. The plate wear resulted in a wide variance in the grill impressions, many of these being very lightly applied.

The Post Office experimented with many different patterns and as a result, there ended up being eleven different grill patterns that are identified by letters. Interestingly, the letters **A-I** and **Z** do not denote a dimension, silhouette, or appearance of a grill, but rather, indicate the order that they were identified. The "Z" grill" is the single exception, which was recognized by Mr. William L. Stevenson. Stevenson was unable to discern which group the new grill belonged to or which grills came before or after it, so he assigned it a "Z" being suggestive of the unknown.



The "Z" The only Horizontal Ridge Grill

## More Important Definitions

### Reissues

(A reprint of a currently available stamp)

### Reprints

(Copies of the obsolete originals, or previously issued. They are sold by the Government they are not classified as proofs and sometimes printed for collector's purposes only)

### Special Printings

(Original plate stamps for non-postal use, while originals are still valid for postage)

### Government issued Reproductions

(Not printed from the original plates, not valid postage, considered likenesses.)  
Examples US Scott 3-4

### Se-tenant Pair

A planned pair, strip or block of adjacent stamps (either horizontal or vertical), which were printed from the same plate and/or sheet. The stamps must be un-separated and deliberately different from each other by design, color, denomination or overprint.

### Type-Variety/Combination

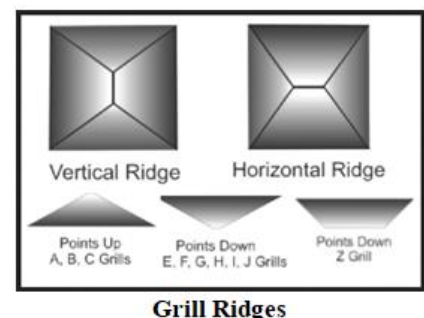
Pair – An unplanned pair, strip or block of adjacent stamps (either horizontal or vertical). The stamps must be un-severed and are different from each other by variety, meaning that at least one member of the pair/strip/block differs in some detail from the “normal” issue. The detail may or may not be an actual philatelic “error”.

The evolution of grill experiments which started with grill pattern “A” was a true learning experience for the Post Office. As such, grill A was the only embossing that covered the entire stamp. It is because grilling breaks the paper fibers of a stamp, that this “whole” stamp grilling made the “A” type grills very brittle as well as made them nearly impossible to separate cleanly at the perforations. A decision was made to reduce the size of the grill to cover only the area in the center of the stamp. The B grill and C grills were introduced in 1867, followed by the D, Z, E, F, G, H & I grills, all of which were slightly different sizes.

Grills were applied to stamp issues between 1867 and 1871. The U.S. stamps that are known to have the eleven grills are listed by Scott Catalog Numbers in the far-right column below. (Editors best try)

Grill	Points Up/Down	Grill size in MM	# of Points	Scott # Red < 10 Blue (rare)
A	U	All of stamp	n/a	79,80,80a,81
B	U	18x15	12 x 18	82
C	U	13x16	16 -17 x 18-21	83
D	D	12x14	15 x 17-18	84,85
E	D	11x13	14 x 15-17	86-91
F	D	9x13	11-12 x 15 -17	92-101
G	D	9 1/2 x 9 1/2	12 x 11-11.5	112-122
H	D	10x12	11-13 x 14-16	134-144
I	D	8 1/2 x 10	10-11 x 10-13	134-144
J	D	7 x 9.5	9-10 x 12	All CBNC issues except for the 24 and 90 cent 158e,179c
Z	D	11x14	13 -14 x 18	85A,85b,85c,85d,85e,85f

The first three grill types (A, B & C) are known as **points-up** because the points created by the grilling process point up from the face of the stamp. The rest of the grill types (D, Z, E, F, G, H & I) are **point down**, i.e. they point downward into the surface of the stamp. When magnified the point down points will show either a vertical or horizontal ridge as illustrated to the right. Only the Z grill shows a horizontal ridge while all other point-down grills (D, E, F, G, H & I) show vertical ridges.




**Grill Identification** - Identifying the various grills is much easier than most collectors realize. Rather than struggling with exact measurements of the grills, all can be positively and quickly identified because according to "*Stamp Smarter*" each has "**that one thing**" or trait that is unique to only that one grill<sup>2</sup>.

### POINTS UP GRILLS

*(points protruding upward from the front of the stamp)*

- "A" Grill - Covers entire stamp. Points are "up" (protruding up from the front of the stamp); similar essay grills exist;
- "B" Grill - **only four copies exist**, largest grill that doesn't cover entire stamp, points up.
- "C" Grill – **rare**, has 16-17 vertical rows and points "up".




**C Grill 16-17 V/Rows**

### POINTS DOWN GRILLS

*(points protruding downward from the back of the stamp)*

- "D" Grill - Has 15 vertical rows.




**D Grill 15V/Rows**

- "E" Grill - Has 14 vertical rows and the points run vertically, like this; ↑↓.




**E Grill 14V/Rows**

- "Z" Grill - Has 14 vertical rows and the points run horizontally, like this; ↔.




**Z Grill**

- "F" Grill - Has 12 or 13 vertical rows (usually 12). The smallest 1867-8 grill.




**F Grill**

- "G" Grill - Used only on the 1869 Issue.



**G Grill**

- "H" Grill - About the same size and configuration as the "F" grill but only used on 1870 Banknote Issue; below is an H Grill shown relative to the size of the stamp.



**H Grills**

- "I" Grill - Used only on some 1870 Banknote values, is smaller than the "H" grill, usually 10 vertical rows only.



**I Grill**

- "J" Grill- Probably not regularly issued, smaller than the H" or "I" but always very heavily impressed such that some points will break through the paper.



**J Grill**

**OG (Old Guy/Gal/Gangster) Grill Measurement** – The following describes the methodology typically used to identify grills before newer technologies were developed. Typically, a grill should be measured on the back of the stamp. Two methods of grill identification are acceptable. Either you can count the number of grill points (What I normally do) or you can measure the number of millimeters from edge to edge of the grill. When you're dealing with weak or incomplete grills it can be very difficult to distinguish which grill you are dealing with. In these cases, you must enhance or "reveal" your grill.

**Revealing or Enhancing a Grill** - Unless the subject is mint with at least some of its gum, make sure the back of the stamp is clean. Remove any old hinges. Soak, dry, and press the stamp to remove anything that could interfere with observing the grill pattern. Now that the back of your used stamp is nice and clean, can you distinguish the grill pattern? If not, carry on with the next step.

**Next Enhancement Step** – After cleaning if the grill is still not apparent, lay the stamp face down on a table. Place a thin sheet of paper on top of the stamp. Use onion skin paper which usually works best. **Do not use the point of a pencil.** You risk ripping or damaging the stamp. Take the side of the pencil and gently rub the lead side over the paper. The ridges of the grill on the stamp will make a pattern on the paper. The stamp remains clean and undamaged. Now you have a sheet of paper with the impression of a grill that you can measure. Unfortunately, there are going to be times when the grill pattern is too weak or incomplete to make a firm determination. In these cases, it's probably safer to assume that you have a less expensive copy. Or you can try a Sign-O-Scope.



Sign-O-Scope (Courtesy D. Klauber)

**Revealing Grills with a Sign-O-Scope** – If you have tried all of the previous methods of enhancing the grill, one other option you have is to utilize some technology to assist. If you have a Philatelic Library near you, there is a possibility that there is one of these items available for you to check out. The SD Philatelic Library I believe has at least 2. Now, first it is important to understand that Sign-o-Scopes typically come with a set or two of vinyl inserts. (See below) It is unfortunate that they 1) don't last forever, 2) are typically thrown away upon opening, 3) Provide little benefit when viewing watermarks. But when used properly they are amazing; they will show, thins and Grills like nothing I have ever used or seen before. In order to reveal grills with a Sign-O-Scope you will need to find or acquire these inserts or you will most likely not be successful with your identification.


**Hint:** Typically your Editor has a few (loaner) spares.




Vinyl Inserts for a Sign-o-Scope

What I learned recently is that the **Sign-O-Scope** is amazing at identifying thins and **grills**. It is important to note that it is essential that you use the vinyl inserts on both sides of the specimen stamp. Be sure to tighten up the wing nut at the bottom of the scope to press the “sandwiched” stamp sufficiently to expose the grill marks more clearly. It may be necessary to adjust the color setting on your scope to make the grill contrast even that much better.





Examples of Grills on a Scott #136 Banknote issue.



Examples of Grills on a Scott #136 Banknote issue.

The previous two examples of grills on a Scott 136 were nearly invisible using any of the other methods. Using the Sign-o-Scope will allow you to clearly count all of the press grill marks both horizontally and vertically.

As always there is no substitute for knowledge – Ed Deming

1. [Wikipedia](https://en.wikipedia.org/wiki/Grill_(philately)#cite_note-Bennett-1), [https://en.wikipedia.org/wiki/Grill\\_\(philately\)#cite\\_note-Bennett-1](https://en.wikipedia.org/wiki/Grill_(philately)#cite_note-Bennett-1)
2. [Easy Identification 1867- 1868 Grills](http://www.stampsmarter.com/learning/ID_1867_1868Grills.html), Bill Weiss/Don Denman, [/www.stampsmarter.com/learning/ID\\_1867\\_1868Grills.html](http://www.stampsmarter.com/learning/ID_1867_1868Grills.html)
3. <http://www.shaulisstamps.com/tips/Grills.htm>

President's  
Message

## President's Message: January 2024

### The Year Ahead for PSC

*by Art Berg, President*


Dear Poway Stamp Club members,

February is a great month for stamp collectors in San Diego. The San Diego Stamp Show (February 23-25) gives all of us an opportunity to share our hobby. I challenge all of you to think about who you can bring to the show. Let them see that there's more to stamp collecting than putting small pieces of paper in an album. Show your friend or family member why you're excited with collecting.

Please also consider volunteering at the PSC table or at the library table. You meet the nicest people when you help others!

See all of you at the show.

**Art**





## Member Article

By Bill O'Connor

# Irish Airmail Stamps and Examples of First Day Cachet Covers



Ireland has issued only seven airmail stamps in its history of production of postage stamps. These stamps, only seven in total, were issued between 1948-1965. The first two, 3p and 6p, depicting the flight of the Angel Victor over Lough Derg and Croagh Patrick, were issued April 7, 1948. The next two stamps were 1p and 1/- Shilling, depicting the Rock of Cashel and Glendalough with the Angel Victor looking in different directions over Ireland, were issued April 4, 1949. These four stamps show historical landmarks and/or places that promote the four different provinces of the entire territory of Ireland.

1. First four stamps in the Set include images of the four Provinces of Ireland



The next two stamps issued December 13, 1954, 8p and 1/3 (one shilling 3 pence), repeat the depiction of Loug Derg and the Rock of Cashel. The final stamp in the set issued April 1, 1965, 1/5 (one shilling 5 pence) show once again the Rock of Cashel.

- 
2. The final three stamps in the series repeating two of the images of the provinces of Ireland.



An interesting aspect of the denominations of the first four stamps is that they do not reflect the costs of most airmail delivery at the time. All the first day covers in my collection have the two stamps applied for cancellation on the same envelope. Of the next two stamps issued you will find the 1/3 on many airmail envelopes to America as that rate lasted for quite some time. However, the First Day Covers usually come together and one will often see unaddressed covers which for some reason are collected more avidly than covers sent through the mails.

The final denomination issued for this airmail series, 1/5 (one shilling 5 pence) does correspond to a viable rate particularly to America. One example of this cover, which was sent to Canada, is presented that has two of the stamps, but this is a registered letter over paying 5p for the registration. In order to collect the complete collection of Irish airmail stamps on a first day, one can accomplish this with four covers. The illustrated aspects to the covers become more complex over time and the use of similar or the same basic design for a FDC becomes less frequent. I have included a number of covers for the same day cancellation to show that in some cases you can find covers cancelled in different post offices and in different areas of the country.

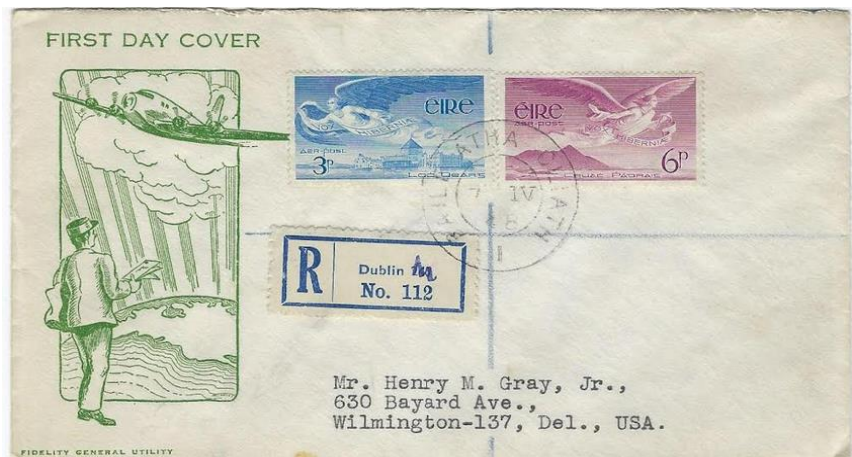
The first cover for 1948 shows a Charles Bourke design that is found on other FDCs. The combined 9p rate seems to be appropriate for this time

3. First two stamps on a FDC from Waterford to America

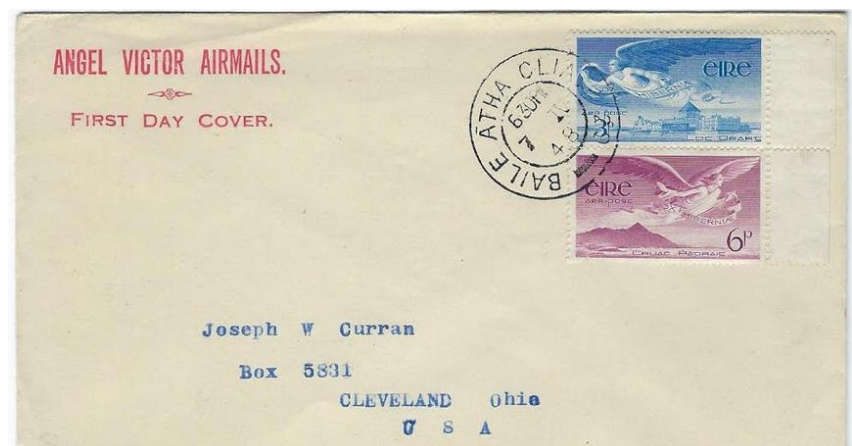


The next cover is a Fidelity General Utility generic airmail cover. This is definitely under paid registration and airmail combined.

4. Dublin Registration to Delaware

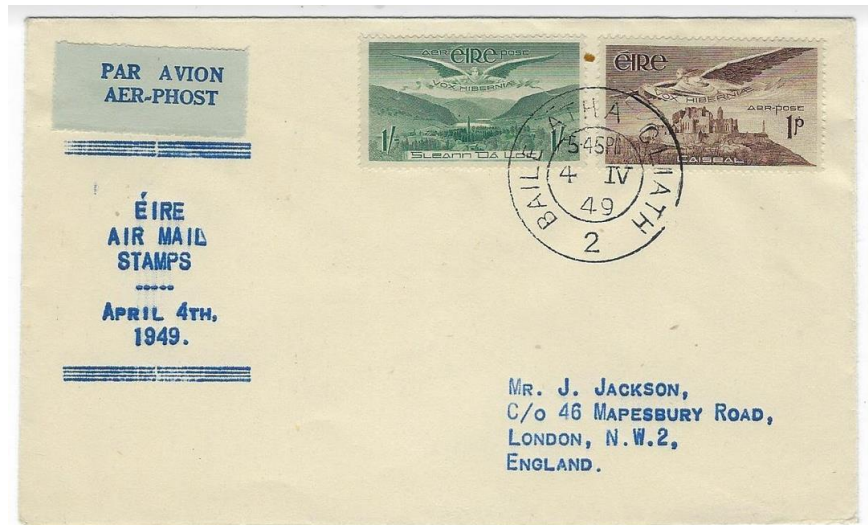


5. The next example is a distinct cover with a reference to the Angel Victor airmails. This has a Dublin cancellation.



The next two covers with the FDC cancels from 1948 show the 1p and 1/- stamps. The first is posted to England and the next one to America.

- This cachet appears to be typed, perhaps automatically, as I have a number of other FDCs with similar typing.



- This could be a Bourke cover due to the distinctive writing of the address.



Two more FDCs showing the 1954 airmail stamps of Ireland. These are more typical of the printed cachets associated with commemorating stamps. The one to Edinburgh has a very distinctive cachet reference to airmail vignettes and to Irish symbols. The next one is a Staehle cover that may be his only airmail cachet for Ireland. Both covers have a Dublin cancel, although different post offices. The First Day of Issue hand stamp in Irish and English is used on both these covers.

8. Mildred Hodson was a stamp dealer in Edinburgh; this is a most attractive cachet.



9. L. W. Staehle was a well-known cachet designer in America; his work is highly sought after.



The final airmail stamp has its own illustrated cachet with a wonderful rendition of the Rock of Cashel. This ancient venue of the kings of Ireland located in Tipperary houses many buildings and is a major tourist location today in Ireland.

10. This is the Illustrated registered cover from Dublin to Canada.



11. This final example is an unaddressed cover posted from a different post office in Dublin.



Notes; The Hibernian Catalogues of 1972 and 2020 were most helpful. The L.W. Staehle and The Irish Connection by Jon Sedgwick gives pictures of many Staehle Irish Cachets.



Bill O'Connor is one of our Newsletter Authors recognized by the APS for the Star Route Awards.



## Every Cover



Tells A Story


## Member Article

By Jim Grundy

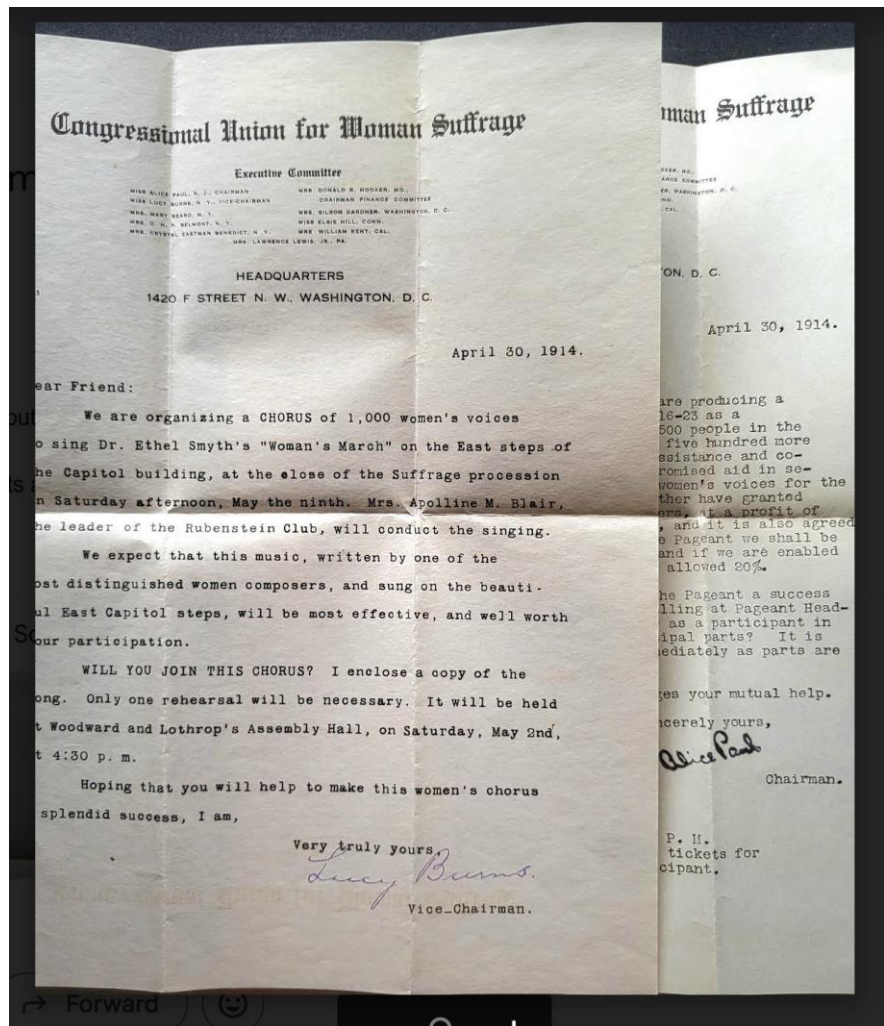
### Every Cover Tells a Story



The right to vote had been a long time double standard between men and women. In the United States, the women's right to vote movement started in the middle 1800's. The passage of the 15<sup>th</sup> Amendment to The Constitution in 1870 gave the right to vote to all MALES regardless of race but omitted women. This omission of voting rights stimulated the women's suffrage movement into more vocal activities. Susan B. Anthony and other activist (both female and male) formed organizations, held conventions, organized protests and marches, and even started political parties to further women's rights. One of these groups was The Congressional Union for Women's Suffrage. This group was formed in 1913 by Alice Paul and Lucy Burns. Both Paul and Burns were known worldwide as women suffragettes for their fight to earn women the right to vote in England. They came to America with the same mission.

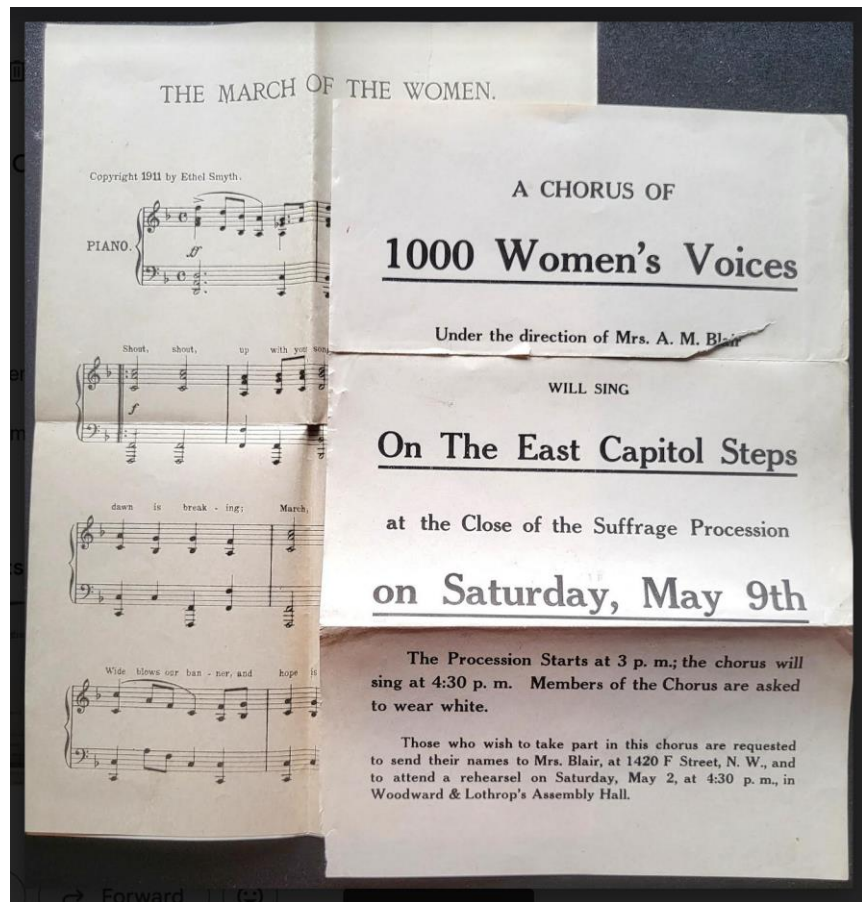


At first glance this cover that was sent to Mrs. Mary Byrne in 1914 from the Congressional Union for Women's Suffrage is nothing special. There is no fancy cachet, stamp or cancel and just a two line address. The content of this cover is what make it unique and the return address gives a clue of what is inside. Inside the cover, there are four enclosures. Two are letters.



One is a letter from Alice Paul asking for participants for the Greek Festival-Drama that is to take place in Washington from May 16<sup>th</sup> to May 23<sup>rd</sup>. The other letter is from Lucy Burns. In it, she tells of the formation of a 1,000 women chorus that will sing on the East steps of the Capitol building at the close of the Suffrage Procession on May 9<sup>th</sup> and asks if Ms. Byrne would join the chorus.

Also enclosed are the words and music to the song the 1000 Women Voice will sing "The March of the Women". The last piece of paper is a flyer that advertises the 1000 voice chorus plus the starting times of the procession and the chorus. Who is Mary Byrne and why would the Congressional Union for Women Suffrage be interested in her are the questions that still need to be answered.



Finding Mary Byrne in 1914 Washington D. C. was not as easy as it may seem. After some looking, I found a Mary MacKenzie (Mamie) Byrne who was born in Washington D. C. and still lived in Washington in 1914. Mary Byrne was a soprano who sang in her church choir and was a member of the Handel-Haydn Singing Association. This answered the question. They wanted her to sing in the 1000 voice chorus.

The May 1914 Congressional Union for Women's Suffrages activities took place as planned. Pictures of the 1914 Procession and 1000 Women Chorus on the East steps of the Capital can be found on line. However, there is no evidence that Mary Byrne was or wasn't a member of the Chorus. The start of World War I drained men from the workforce and women were needed to replace them. Because of women's involvement in the war effort, the suffrage parades were canceled until the wars end in 1918. Alice Paul and Lucy Burns remained active in the suffrage movement. They were arrested many times and spent time in jail.

By 1919, fifteen states have given woman the right to vote. The first of these was Utah in 1869 and the last was Michigan in 1919. On August 4, 1920, the 19<sup>th</sup> Amendment finally gave all women the right to vote!

This cover is a good example of how taking your time to search through a lot of covers can reward you with a treasure that would have likely been passed over.



**Jim Grundy is one of our Newsletter Authors recognized by the APS for the Star Route Awards.**



## Member Article


By Manny Marti

### What is an “Add-On Cachet”

Or when does a cachet become an ‘add-on’



A question was asked regarding a cachet on a 1937 FDC of Scott #801 of the U, S, Possessions issues. Here is the question and a picture of the cover. *“First day cover of the Fortress stamp from 1937. I had never seen this cachet. I wonder if it was from the time or an ad-on? It sold for \$25.*




Some of the responses were: It looks like Add-on from the time. Having the envelope on hand is difficult. I was almost the winner. You must see the back. Another response was “Help me, what is an add-on of the time? If I’m not mistaken, ad-on refers to an art that is added after the envelope has been canceled. The reason is that not much time passed between cancellations and adding it. I like your explanation. In other words, the ones you prepare are period add-ons? Please elaborate.

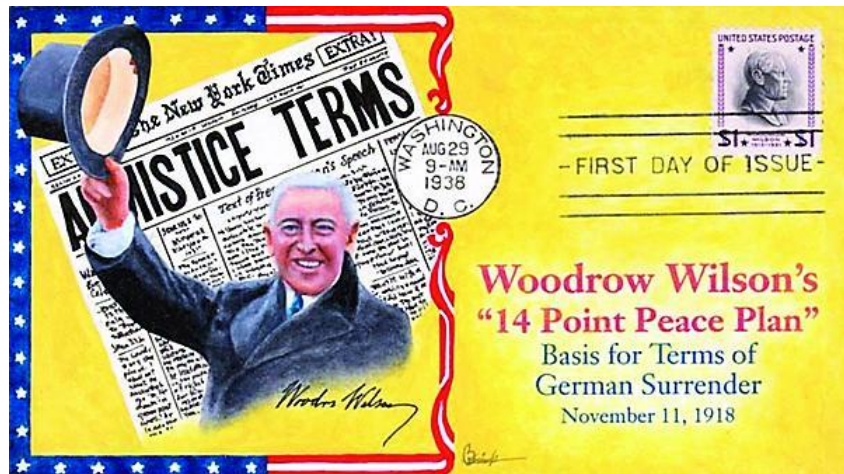
An article dated May 3, 2021, in Linn’s Stamp News states ‘An add-on is a cachet that was added to the first-day cover well after the first-day date, however at what point after the first-day does a cachet become an add-on?’

The American First Day Cover Society does not address the issue, other than saying “an ‘add-on’ cachet should be clearly identified as such.”

The consensus is one year after the issue date, but not everyone agrees.



**Melissa Fox was a prolific producer of add-on cachets from the late 1970s to approximately 2004. Figure 1 shows one of her creations for the 1944 3¢ Motion Pictures stamp Scott 926. (image and text Linn’s Stamp News)**




**Bob Emrick, his add-on cachet for the \$1 Woodrow Wilson stamp Scott 832, issued Aug. 29, 1938, well before he was born. Figure 2 (image and text Linn’s Stamp News)**

**The American First Day Cover Society (<https://afdcs.org/>) under the heading of FDC Terminology add-on, it says “A cachet design added to a cover which was originally uncacheted. An add-on cachet should be identified by maker and date so that it is clear that it is not contemporary with the cover. Unfortunately, many add-ons are not so identified.”**

It is understandable that many of the early first day covers are getting add-on caches, since notices were late, if any and then again, the first day cancel was only available for the date of issue. Later on, when notices were given well in advance did cover makers like Fleetwood, Artcraft and a few others produced cached envelopes well in advance of the issue dates.

In most cases these cachets were in black and white and kind of boring. Below are two covers from KMC, "all over cover".

These two were produced by KMC VENTURE and are marked as such in the reverse of the envelopes.



**US COVER COLUMBUS PUERTO RICO 500TH ANNIVERSARY FDC  
ALL OVER CACHE KMC VENTURE**



**A Beautiful 1993 Twain's Huckleberry Finn (Scott 2786) - KMC  
Venture FDC**

Below are several add-on caches from "Macintosh add-on cache". They can be Historical, Thematic, or Cultural. There are many more topics you can collect.



**What does the NCC-1701 stand for? Naval  
Construction Contract 1701-A**




*Mars Pathfinder* (MESUR Pathfinder) is an American robotic spacecraft that landed a base station with a roving probe on Mars in 1997.



Scholars believe piñatas might have their origins in China, where medieval European explorers described a New Year's custom that sounds familiar to us today. A brightly decorated animal figurine was beaten with a stick until it broke open, releasing the seeds contained in the hollow interior. After the remains of the vessel were burned, the ashes were gathered for good luck during the coming year.





USS Scorpion (SSN-589) was a Skipjack-class nuclear-powered submarine that served in the United States Navy, and the sixth vessel, and second submarine, of the U.S. Navy to carry that name. Scorpion was lost with all hands on 22 May 1968

For a list of cover makers visit the American First Day Cover Society website.

## Member Article


By Jon Schrag

### CHINA STAMPS SPECULATION



China stamps have been on a speculative binge for 20 years. In the year 2000 there were few stocks of stamps available in China so stamps were a substitute for SPECULATION! Now? The party is over. "What goes up, eventually comes down." Now the total China economy is slowing and stamps are feeling great pain. Why are China stamp portfolios being unwound? It is a chain reaction. China real estate prices were caught in a speculative mania. And the buying spread to stamps. The BUBBLE is now unwinding. There is ample precedent. At one time TULIP bulbs from Holland were bid up in spectacular fashion....similar to Chinese stamps in the past 15 years. It ended badly! Is it now time to pick up bargains? For brave collectors NOW IS THE TIME to pick up those China stamps missing from your collection.

Jon



## Member Article

By David B. Waller

### The Collector's Catch-22



In my last article, I discussed the information I collected on willing my stamp collection to a museum or to friends and family. In this article, I relate my thoughts about donating during one's lifetime. I like to think of this type of donating as a gradual downsizing of one's collection as opposed to just disposing of it altogether. This method allows the collector to retain those particular stamps they value the most and divesting themselves of the remaining pieces in the collection. In my case, it has the added benefit of helping to eliminate that vision of my son, using the stamps in my collection as so much postage. Even with these benefits in mind, there are problems, and these problems go to the core of a Collector's existence. The first problem is convincing the collector that he/she doesn't need any more stamps. This is no small task; a collector collects; that's what we do. There is always one more stamp needed to complete the collection (see Figure 1). The second problem is the thought that the collector can merely reduce the size of his/her collection. This is counter-intuitive for a collector whose major goal is acquisition. Finally, the act of giving those stamps to someone or some organization raises the immediate knee-jerk response "Are you insane?"



**Figure 1: A)** Image of Scott #238, rare because of its notoriously has poor centering and not its publication number; **B)** Image of Scott #291, rare because of its low printing number but also because it notoriously has poor centering.

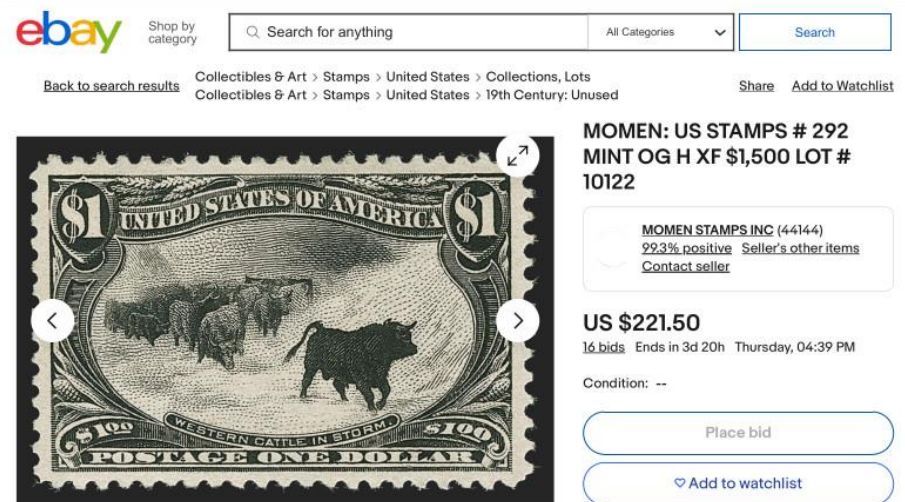
There are not many people in the world today who would think nothing of giving their collection to another person or organization. Most collectors would feel that they were losing a part of themselves when giving away their stamps. In *Dirty Rotten Scoundrels*, a movie starring Michael Caine and Steve Martin, Steve, being shown a very prestigious wine collection asks, “so you drink these wines?” to which Michael replies “No, they are far too valuable”. Oh, so you sell them? says Steve. “Oh, no they mean too much to me” replies Michael (see Figure 2). This is the Catch-22 that is the collector’s paradigm. In reality, there comes a time in everyone’s life when divesting is a better alternative than continuing to acquire. This is often times difficult for a collector to accept and, for many, there would have to be a strong incentive to make this transition.



**Figure 2:** A partial image of the video tape cover of the movie “Dirty Rotten Scoundrels” starring Steve Martin and Michael Caine.

The greatest incentive is usually money, and this can be obtained either directly or indirectly. A direct method would be selling your stamps outright, while an indirect method could be obtaining a tax deduction on future tax returns. Unfortunately, there are concerns about each of these approaches. Most collections have enough stamps to make selling them individually a logistical nightmare. However, if you are one of those collectors that have only a few high-priced specimens, then I recommend selling on Internet forums that have a Worldwide viewing audience such as EBAY or Hipstamp. If you have not sold on EBAY before it is relatively simple. A listing requires a description and a couple photographs of the stamp.

After selling the stamp, payment is usually received through PayPal, and you must then ship the item to the purchaser. If things go well, you could quickly divest yourself of your stamps and have cash in your PayPal account for other purchases. If they do not go well, then you will have to deal with returns and relisting (see Figure 3). With all that said, it is my personal feeling that, if the stamp is not being listed at a starting price of \$25 or more, then it is not worth the effort of selling it on EBAY.



**Figure 3:** Copy of the listing of Scott #292 being sold by Momen Stamps Inc. on Ebay.

So, what about selling your entire collection in a single transaction? Most collectors do not have the resources to purchase a collection at full retail price so you will likely be left with selling to a dealer. If you eventually decide on this, then there are some things that you need to know. Dealers are in the business of selling stamps and making a profit doing so. Consequently, they cannot offer market value prices for your collection. In addition, they cannot afford to have their investment sitting in stock for several years waiting to be sold. They need this money to continue to purchase new stamps. So here is the general procedure that some dealers use in evaluating your collection and making an offer. They begin by identifying the higher priced stamps in the collection. Depending on the dealer they could be stamps greater than \$100 or greater than \$500. They then evaluate the condition of each of these stamps to determine its market value based on recent sales.

After these values are compiled and added together most dealers will multiply this number by 0.25, some will use 0.30, and in some cases, albeit rare, 0.50. This final calculation provides the dealer with an offer price for the collection. Now I'm going to try and guess your next question. Is it "So what happens with the rest of the stamps, those under \$100 or \$500"? The disappointing answer is, they become part and parcel of the offer and are not given any value. Here's the logic. These stamps have a lower value because their availability is high, and they are easily acquired; most collectors have specimens of these lower value stamps; they typically have a lower profit margin, and they will require a significant amount of time and effort to sell. Consequently, they are considered by Dealers as having little or no value. There are some benefits to selling your collection to a Dealer. They will take the entire collection immediately and you will have cash in hand for your next adventure.

The decision whether to sell or donate comes down to which of these options provides the best return. Selling to a dealer can give you, on average, 30% of the value of the highest priced specimens in your collection in cash. The amount that you could receive by donating and taking a tax deduction depends on your tax bracket and the actual market value of your stamps, and in some instances, the actual price that you may have paid for the collection as a whole. In many cases, donating can bring a higher return. When considering the option of receiving a tax deduction for the donation of my collection, I looked to the Internet for the IRS guidelines.



**IRS**

---

Department of the Treasury  
**Internal Revenue Service**

---

It is important to remember that circumstances are different for every person and if you are going to donate for a tax deduction you should check with a tax accountant to assure that you are following the IRS rules, and that the donation will achieve your goals. That being said, the following guidelines were found on [www.nolo.com](http://www.nolo.com):

1. If you want to claim a deduction for a gift worth \$250 or more, get a written receipt from the charity that describes the gift. The receipt should state whether or not any goods or services were given to you in exchange for your gift; if they were, the receipt must describe them and give an estimate of their value.
2. If you make a total of more than \$500 worth of noncash gifts in a calendar year, you must file a Noncash Charitable Contributions form 8283, section A, with your income tax return.
3. If you give away property worth more than \$5,000, you'll probably need to get an appraisal from an IRS "qualified appraiser" (see the IRS guidelines for a qualified appraiser) and file a Noncash Charitable Contributions form 8283, section B, which must be signed by you, the appraiser and the charity. An appraisal is required whether you donate one big item or several "similar items" that have a total value of more than \$5,000. For example, if you give away a hundred valuable old books, and their total value is more than \$5,000, you'll need an appraisal even though you might think you're really making a lot of small gifts. The rule applies even if you give the items to different charities.

With these classifications, the IRS provides a number of donating options and for many collectors that option will usually be the one that requires the least amount of paperwork. However, most collectors decide to divest their collections much later in life, often times after retiring. Unfortunately, with retirement usually comes decreased income and less of an opportunity to receive the most benefit from a tax deduction.

**CLASSIFIED**

**Ads**



iHobb.com brings the world's best brands to collectors



**iHobb.com**

Another problem is that stamp collections that comprise stamps that have values close to \$500 each will likely limit the number of stamps a collector can donate in a given tax year with limited paperwork. This is a perfect reason for contacting a tax consultant to set up a plan to divest yourself of your stamp collection over a period of a few to several years and optimize your tax benefit.

The incentives that can be provided by a family member, like my son, was highlighted in my last article. Another incentive came to light when writing this article. I remember the excitement when I received my first stamp album and stamps. I get that same feeling each time I add another key stamp to my collection. The thought of being able to give that gift to someone else is a strong incentive indeed. All-in-all when considering my own mortality, I find some consolation that others who were inspired by my collecting will carry that same enthusiasm to future generations.



**David Waller is one of the Newsletter Authors recognized by the APS for the Star Route Awards.**

**iHobb.com**

So. Cal's first choice for collecting supplies. Order online, or visit our warehouse in Oceanside  
Monday-Friday 8-4  
1684 Ord Way, Oceanside  
800-978-5333 760-724-2332

## STAMP NEWS



U.S. Postal  
Service Reveals  
More Stamps

## Member Classifieds

*If you would like to have a Free advertisement in the PSC Newsletter, please email: [PSCphilately@gmail.com](mailto:PSCphilately@gmail.com)*

### **For Sale:**

**For Sale:** Christmas seals for sale. Singles or full sheets of most dates. Some covers with seals tied by the cancel. See Bob at a PSC meeting or call 858-278-7873 Bob Schappelle

**For Sale:** Worldwide sets, Singles, and Souvenir sheets. Sixty percent off Catalog to all Club Members. Offer valid anywhere you see me. Phone: 714-476-3698 Email: [CBCSTAMP@AOL.com](mailto:CBCSTAMP@AOL.com). Chuck Bigler.

**For Sale:** Stamps at Bargain Prices, See my Stock. By appointment so please call to set up a time. Home Phone: 858-271-0262 Mobile Phone: 858-449-3047 Al Kish

### **Bargain Lists:**

You May see the most current Lcstamps lists on our Club Webpage at”  
<https://powaystampclub.com/lc-corner>



### **Wanted:**

**Wanted:** All Vietnam. Stamps and covers. Ready to trade or buy outright?  
Contact: [jschrag1@san.rr.com](mailto:jschrag1@san.rr.com)

**Wanted:** Puerto Rico Town cancels. Bring to a meeting. Will trade or buy?  
See member M. Marti PSC # 410.

**Wanted:** Collectors who would like to build good collections, based on a generous supply of stamps of the following: 1. Birds of the World, 2. Madonna and Child Christmas (worldwide), 3. Japan, There will be no charge for the stamps. Stamps unneeded for your collection will be returned to me. My reward will be related to the stamps you supply to me. Japanese extras currently go through 1974, but will eventually extend to the 2010's, as I separate already identified collection vs. extra stamps. Contact: **Neal Lyles** (760) 533-9887, Web address: [Housedelisle@Yahoo.com](mailto:Housedelisle@Yahoo.com)

**Help Wanted:** Laser Video Discs, I am looking for a home for the following: I believe I have the largest collection / accumulation of Prototype Laser Video Discs that exist—anywhere! It includes both 15 and 12 inch discs. It does not include CVD's or DVD's. A speaker at one of our meetings, several months ago, mentioned he would like to help me, but in the rush to exit the meeting room and in expectation of seeing him at the next meeting, I failed to get proper identification from him. Contact: **Neal Lyles** (760) 533-9887, Web address: [Housedelisle@Yahoo.com](mailto:Housedelisle@Yahoo.com)



# Stamp News 2024



The 2024 stamp program features a broad range of subjects and designs. These miniature works of art highlight our unique American culture and offer a broad selection for those looking to collect stamps or send their mail around the nation or the world” .

## Dates and Locations: January-March

The Postal Service today also announced stamp release dates and locations for January through March of next year:

Stamps	Release Date	City	State	ZIP
Love <i>(no ceremony)</i>	Jan. 12	Romance	AR	72136
Pillars of Creation (Priority Mail) <i>(no ceremony)</i>	Jan. 22	Greenbelt	MD	20770
Cosmic Cliffs (Priority Mail Express) <i>(no ceremony)</i>	Jan. 22	Greenbelt	MD	20770
Lunar New Year • Year of the Dragon	Jan. 25	Seattle	WA	98109
Constance Baker Motley (Black Heritage)	Jan. 31	New York	NY	10199
Saul Bellow (Literary Arts, 3 ounce) <i>(no ceremony)</i>	Feb. 6	Chicago	IL	60607
Radiant Star (Presorted Standard) <i>(no ceremony)</i>	Feb. 19	Star	ID	83669
The Underground Railroad	March 9	Church Creek	MD	21622
Bluegrass	March 15	Owensboro	KY	42301
Garden Delights <i>(no ceremony)</i>	March 16	Strongsville	OH	44136
Celebration Blooms <i>(no ceremony)</i>	March 22	St. Louis	MO	63155
Wedding Blooms (2 ounce) <i>(no ceremony)</i>	March 22	St. Louis	MO	63155
Save Manatees	March 27	Silver Springs	FL	34488

## Postal Products

Customers may purchase stamps and other philatelic products through the [Postal Store](https://usps.com/shopstamps) at [usps.com/shopstamps](https://usps.com/shopstamps), by calling 844-737-7826, by mail through [USA Philatelic](https://usa.philatellic.com), or at Post Office locations nationwide.

***New Stamps – Copyright © 2024 USPS. All Rights Reserved***