



# Poway Stamp Club



## NEWSLETTER



*San Diego County's Best Stamp Collecting Club*

January 10<sup>th</sup> 2024

### **In This Issue**

- Next Club Meetings and Presentations Schedule
- Club Notes
- New Member Spotlight
- Editors Corner: David Klauber
- Presidents Message
- Article: Bill O'Connor
- Article: Jim Grundy
- Article: Jon Schrag
- Article: David Waller
- Member Classifieds
- Stamp News: Current

### **Poway Stamp Club Goals**

To promote a closer social relationship among stamp collectors of Poway, San Diego, and vicinity, and to assist in spreading the knowledge of stamps and the pleasures derived from stamp collecting to those interested in philately.

### **Contact Us**

Poway Stamp Club  
12675 Danielson Ct #413,  
Poway, CA 92064

### **Club E-mail**

[PSCphilately@gmail.com](mailto:PSCphilately@gmail.com)

### **PSC Website:**

[Powaystampclub.com](http://Powaystampclub.com)



## **Next Club Meetings**

The Wednesday January 10<sup>th</sup> program will be:

### ***The Poway Stamp Club Elections Voice Sale & Member Trading***

Meeting time: The meeting will begin promptly at 6:30 PM.  
Meeting Place: 12675 Danielson Court, Suite #413 (in the back of the business complex), Poway, California 92064.

**Please remember to bring your badge.**

The meeting will begin with our regular Club business (including the election of officers) followed by a "**Club Voice Sale**". We will discuss important issues for the Club in the coming year. Following the sale and show and tell, the meeting will progress with Member trading and socialization. Members are encouraged to bring in stamps and other items **for sale or trade** with other club members. This is an opportunity for all our members to sell or trade with one another their duplicate stamps.





# Poway Stamp Club

## 2024 Club Meeting Schedule/Presentations:

The following is this year's meeting schedule; all events are proposed and subject to change as necessary to accommodate other events such as Auctions.

### 2024 Club Board:

**President:** Art Berg  
**V President** David Klauber  
**Treasurer:** Bill Kolb  
**Secretary:** Trice Klauber  
**Board (At Large)** Bill O'Connor  
**Board (At Large)** Jim Grundy  
**Prev. President** Thor Strom  
**Program Dir.** Bill Wacenske

### 2024 PSC Club Volunteers:

**Registrar:** Trice Klauber  
**Auctioneer:** Jim Grundy  
**Club Librarian** Scott Boyd  
**Newsletter Editor** David Klauber  
**Letter Contributors** Jon Schrag  
 Bob McArthur  
 Bill O'Connor  
 Manny Marti  
 Jim Grundy  
 David Waller  
**Library Rep:** Bob Eygenhuysen  
**Opp. Drawing** Scott Boyd  
**WebMaster** David Klauber  
**Public Relations** Valerie Merritt

### PSC Representatives:

**Federal Rep:** Bill O'Connor  
**S.D. Phil. Council:** Nick Soroka  
**Rep (Alternate)** Art Berg  
**APS Rep** Trice Klauber  
**ATA Rep** Bob McArthur

### ON PAGE 1

2023 was a big year for the Poway Stamp Club, Our club won gold for both the Website and Newsletter categories of the Star Route awards.

January	Jan	10, 2024	<b>Club Elections &amp; Voice Sale</b>
	Jan	24, 2024	Kolb Club Audit & Movie
February	Feb	14, 2024	<b>John Richardson</b>
	Feb	28, 2024	TBD – Presentation
March	Mar	13, 2024	TBD – Presentation
	Mar	27, 2024	TBD – Presentation
April	Apr	10, 2024	TBD – Presentation
	Apr	24, 2024	TBD – Presentation
May	May	8, 2024	TBD – Presentation
	May	22, 2024	TBD – Presentation
June	Jun	12, 2024	TBD – Presentation
	Jun	26, 2024	TBD – Presentation
July	Jul	10, 2024	TBD – Presentation
	Jul	24, 2024	TBD – Presentation
August	Aug	14, 2024	TBD – Presentation
	Aug	28, 2024	TBD – Presentation
September	Sep	11, 2024	TBD – Presentation
	Sep	25, 2024	TBD – Presentation
October	Oct	9, 2024	<b>Ugly Stamp Contest</b>
	Oct	23, 2024	TBD – Presentation
November	Nov	13, 2024	TBD – Presentation
	Nov	20, 2024	No Meeting
December	Dec	11, 2024	<b>Holiday Dinner</b>
	Dec	--	No Meeting

## Elections!!

Club Elections will be held during our first meeting in January, please contact Bill O'Connor to make additional nominations. At time of Newsletter Printing the Club has canvased only 1 additional (New) 2024 Board Candidate (David Waller) for Board (At Large 1)



### APS

Many of our PSC club members are also members of the American Philatelic Society. The PSC is also a member of the APS. If 33% of our members are also members of the APS the club receives a free year's membership.

### Meetings

Club meetings are held every second and fourth Wednesday of each month except November & December at:

Philatelic Library  
12675 Danielson Ct #413,  
Poway, CA 92064

### Participation

All Stamp Club members are strongly encouraged to provide input for the monthly Club newsletter. Your knowledge and expertise should be shared. Please submit items to the Club Secretary at:

[PSCphilately@gmail.com](mailto:PSCphilately@gmail.com)

### Club Website

[PowayStampClub.com](http://PowayStampClub.com)

You will find our activities and affiliations, interesting links, and contact information including this Newsletter's current and previous versions! Give it a try!

You can use the Web site to introduce others to our Club.

## Club Notes:

1. **Poway Stamp Club Meetings** - The Poway Stamp Club meets twice monthly on the second and fourth Wednesday of each month. It is so nice to see all our philatelic friends again. The Club will resume our 2024 regularly scheduled meetings on the second Wednesday in January.
2. **Club Dues 2024** – It is that time again to send or bring in your dues (\$10) to a meeting to allow our club to continue to prosper. Let me also impress upon each of you a goal of increasing our membership, and that each member should strive to increase our roll by at least one new member each year.

### 3. LOCAL STAMP SHOW

#### 2024 - San Diego Stamp Show Inc.

##### **Location:**

Hilton in Mission Valley

##### **Show Schedule: February 23 – 25, 2024**

Friday	February 23	10 AM - 6 PM
Saturday	February 24	10 AM - 6 PM
Sunday	February 25	10 AM - 3 PM



An APS World Series of Philately National Level Show

20+ Stamp Dealers - Nationwide Participation

150+ Competitive Exhibit Frames

## Bid/Book Board Frequently Asked Questions(FAQs) :

- You must be a paid member of PSC to buy or sell.
- You may join the PSC, contact [PSCPhilately@gmail.com](mailto:PSCPhilately@gmail.com)
- Ten percent of the sale price will go to support our club.
- Sellers may list ten items each session, Minimum bids must include local shipping.
- All unsold lots will automatically be relisted next session.
- The seller must notify us to remove a listing.
- Sellers must notify us to remove or change the listing price.
- Minimum prices of items must contain the cost to ship the item listed locally (i.e., San Diego County)
- Buyers outside of SD County are responsible for additional shipping charges.
- The Minimum prices listed on the Site are not updated, a list of the current bids will be posted "periodically" for buyers, this is not eBay.
- At the end of each session, Buyer-Sellers will be contacted and introduced via E-mail to allow the coordination of the payment and shipping.

<https://powaystampclub.com/bid-board>

#### 4. **Local Show (New shows this year!)**

Sandipex presenters and dealers face numerous conflicts due to health, scheduling and coordinating availability to meet customer needs and support. To present the best variety of dealers for the benefit of our customers, the SANDIPEX Show dates starting in December 2023 to resume in March 2024 have been suspended. The dates for 2024 are now scheduled for:

#### SANDIPEX 2024

MARCH 10  
APRIL 21  
MAY 26  
JUNE 23  
JULY 21  
AUGUST 11  
SEPTEMBER 8  
OCTOBER 13  
NOVEMBER 10  
DECEMBER 8.

#### **Free Admission! – Free Parking!**

Doors Open from 10am – 4pm

The show in its 24<sup>rd</sup> year is located just 4 blocks to the north of the Philatelic Library on Poway Road. The show is held at the Benevolent and Protective Order of Elks Lodge, 13219 Poway Road Poway, CA 92064 . Ph# 714-476-3698 Email: [cbcstamp@aol.com](mailto:cbcstamp@aol.com)

5. **The Poway Stamp Club Takes APS Gold in both Newsletter & Website Competitions -** On November 1<sup>st</sup>, the PSC was awarded a Gold Medals in both 2023 American Philatelic Society (APS) Star Route Competitions. These awards recognize our Website & Newsletters excellence for content and design. The Poway Stamp Club is grateful and honored and has proudly posted the Awards badge on our home page. These awards exemplify the very best that is happening out in the local stamp and postal history communities. The Editor thanks all the members who contributed to the success of our Newsletter. Including: Bill O'Connor, Bob McArthur, Jim Grundy, Manny Marti, Art Berg, Trice Klauber, David Waller, Nick Soroka and Jon Schrag.



6. **Quality Shows** – Stephen Pattillo, P.O. Box 604, Fullerton, CA 92836, Phone: 562-694-2828 email: [number1banana@hotmail.com](mailto:number1banana@hotmail.com)

**Come and Enjoy Two Great "Quality Stamp Shows"!!**

Brought to you by Stamp Show Steve · Stephen Pattillo Quality Stamp Shows  
 PO Box 604 · Fullerton CA 92836 · Ph. 562.694.2828 · Cell 714.397.0752 · [www.stampshowsteve.com](http://www.stampshowsteve.com)  
 Leading Stamp & Cover Dealers · Free Appraisals · Free Parking & Admission

**The Van Nuys Stamp Show**  
 9:30 am to 4 pm  
 The Masonic Hall  
 14750 Sherman Way, Van Nuys, CA 91405

**2024 Dates**

January 7
February 4
March 10
April 7
May 5
June 2
July 7
August 4
September 1
October 6
November 3
December 1

**The Anaheim Stamp Show**  
 9:30 am to 4 pm  
 Brookhurst Community Center  
 2271 Crescent Avenue, Anaheim, CA 92801

**2024 Dates**

January No Show
February 11
March 17
April 14
May 19
June 9
July 14
August 11
September 29
October 20
November 17
December 22

**9:30 AM to 4 PM**  
 Free Admission, Parking & Appraisals  
 Buying & Selling

7. **Postal Rate Change 2024 -**

**USPS Postage Price Changes  
 Effective January 21, 2024**

Product	Current Prices	Planned Prices
First-Class Mail Letters (1 oz)	\$0.66	\$0.68
First-Class Mail Letters (metered 1 oz)	\$0.63	\$0.64
First-Class Mail Postcards	\$0.51	\$0.53
Single-piece First-Class Mail Letter and Flat, additional ounce	\$0.24	No change
International Postcards and Letters (1 oz)	\$1.50	\$1.55

8. **Club Participation** – We thank our Club members who help us each month by contributing to this newsletter. Club members are strongly encouraged to provide input for the bi-monthly newsletter. Your participation is critical to our successes as a Club. Please submit items to the Club Secretary at [Indysmama@gmail.com](mailto:Indysmama@gmail.com).



9. **2024 Great American Stamp Show - Hartford**  
Aug 15-18. **Connecticut Convention Center, Hall AB**  
(100 Columbus Blvd., Hartford, CT 06103).



GASS is the nation's biggest philatelic event, hosted by the three largest philatelic organizations in the United States – the [American Philatelic Society](#), the [American Topical Association](#), and the [American First Day Cover Society](#). The show is sponsored by the [United States Postal Service](#), who will host a large retail area as well as multiple first day ceremonies. GASS will feature 80+ dealers selling stamps, covers, and other philatelic material; hundreds of frames of stamp exhibits and rarities; participation of 40+ national specialty societies; a youth area; and meetings and seminars.

10. **A Brand-New Stamp Show** – Arizona Show reborn with 50 frames and Bourse.

### **ARIZONA NATIONAL STAMP SHOW**

FEBRUARY 16-18, 2024  
AT HOLIDAY INN, MESA  
1600 SOUTH COUNTRY CLUB DRIVE  
MESA, ARIZONA 85210

Show times 10 A.m. - 6 p.m. Fri. & Sat

10 A.M. – 4 P.M. Sun.

Presented by

The Phoenix Philatelic Association (PPA)

And

The Mesa Stamp Club

Admission \$1.00 per day, Persons 12 years and younger - Free  
More than 20 Philatelic Dealers  
Over 50 Exhibit Frames

Classroom Presentations on Philatelic Subjects, including:

- Beginning a Stamp Collection
- Collecting Topical Stamps
- How to Start Exhibiting/Improving your exhibit
- The Many Ways to Collect Stamps or Covers
- The World of Air Mail Collecting

For more information contact:

Show Chairman: Tom Reyman (602) 359 – 4804

Email: [AZnationalstampshow@gmail.com](mailto:AZnationalstampshow@gmail.com)

11. **2023 Holiday Party** – This year we had a banner turnout, with over 80 members and guests attending our soiree at the Olive Garden, it was so nice to see so many of our members participating in this Holiday event. Olivia and Bill Range provided a selection of Chocolates for us all to enjoy. Thankyou Bill O, for the assist in getting them distributed. Much positive feedback has already been received for this event.

**Holiday Party Photos** (courtesy Bill Kolb)





12. **Calling all Philatelists** - The San Diego Philatelic Library is going through a reorganization with the addition of several new Board Members including Neil Schneider (President), Bill O'Connor (Treasurer), Steven Twinge (Trustee), and Nick Soroka continuing as (Secretary). Over the next several months the organization will be making changes and will require support from the Philatelic Community to help us become a 21st century Philatelic Library. We need a lot of people with vision and are willing to help create it. If you are interested in supporting this effort or joining the Library as a Board member. Please contact Neil Schnieder at [veloramblor@gmail.com](mailto:veloramblor@gmail.com).





## Member Spotlight!

*By Newsletter Editor*



The Poway Stamp Club Newsletter highlights its new members in each issue. Today's spotlight is on our newest members.

**Shel Dolinka**

We have 1 new member since our last newsletter. A request for membership has been granted to the following person(s):

**#564 Shel Dolinka of San Diego California** was presented for membership by Art Berg and was approved by Trice Klauber. We look forward to having Shel join us at meetings and to our little world of philately. Welcome aboard Shel.

**This brings our total membership to 128. We look forward to getting together at PSC meetings with our new members.**



**Visit [Powaystampclub.com](http://Powaystampclub.com) today!**

iHobb.com brings the world's best brands to collectors



[iHobb.com](http://iHobb.com)



## Definitions

The following definition of EFO and other terms are here in support of the ongoing Editors Corner series on Varieties, EFO's and Counterfeits.

**EFO** is the shorthand for "Error, Freak, or Oddity". It's a term applied to philatelic items that were formed unintentionally abnormal.

**Errors:** Are usually "major" errors having catalog status where something in the process has gone entirely wrong. Examples of "errors" are consistent, unintentional deviations from the normal. Typically errors are stamps that are wrongly perforated, both between or completely imperforated, Full incorrect, shifted or omitted color(s), inverted centers or frames, multiple impressions, missing/inverted surcharges, missing or wrong watermarks or tagging and FULL stamps on either side of an interpane gutter, factually wrong or misspelled information etc.

**Freaks:** Also called "varieties", are generally defined as a lesser degree of production problem. Typically freaks have flaws that are not consistent or do not have catalog status.

## Editors Corner

By David Klauber

# Understanding & Identification of Modified Stamps

## 101



From this collector's perspective, there are two principal goals outside the educational opportunities and simple pleasures derived from the processes of stamp collecting, they are:

- 1) To improve the quality of my collection in order,
- 2) To increase the potential worth of the accumulation.

As such, the improvement of any stamp accumulation is accomplished through.

*"The methodical acquisition of any missing stamps and the upgrade of already acquired stamps in increasingly better condition."*

In this, my personal collecting model, **ignorance is never bliss**; and careful examination of stamps is important given the potentially long-term monetary consequences of any identified modification or flaw.

I have been collecting U.S. stamps now for nearly 60 years. My collecting as with most collectors has gone through a variety of phases. As a beginner I even collected holographic animal stamps, pre-cancels, FDCs and other variously less expensive items.

I then, through the mail remotely, collected U.S. stamps with my grandfather. I would write to him including a want list of my missing U.S. Scott numbers, he would respond with a letter and a single card with some stamps on it.



The responses always included one or more amusing reasons as to why he was fresh out of those pesky \$10,000+ stamps that I was missing.

Examples of freaks include ink smudges, off center perforation shifts, partially missing colors or partial/random color shifts, pre-printing paper folds, paper creases, over or under inked stamps, and so forth. Freaks often sell for less than their “error” counterparts. Printing plate cracks, wear and other flaws such as repairs or re-entries are freaks and not typically considered to be errors.

### **Oddities:**

The catch-all category for anything that is left. Oddities can be subtle problems that do not have catalog status. Examples can be cancel and plate varieties, inverted USPS cancels, very minor perforation shifts, minor color shifts, etc. Most oddities are a curiosity and have lower EFO values.

There continues to be a debate about the definition of freaks vs oddities. This is one area where a classification can be a matter of personal opinion. Frequently the debate is over pre-printing paper folds and centers on how minor (odddity) or how major (freak) a fold is. As it turns out, one mans freak, is a another mans oddity.

### **Counterfeit, Forgery, or Fake.**

**Counterfeit:** Fraudulent reproduction of a stamp meant to defraud the issuing authority. (Typically used as postage)

**Forgery:** Fraudulent reproduction or alteration of a stamp meant to defraud (not the issuing authority), In philately, forged stamps are altered to defraud the buyer.

**Fakes:** An imitation stamp, or reprint. There are many fakes on the market, typically sold as fakes they are rarely sold as genuine. In philately, fakes are an expression of art are not offered as genuine to defraud. (reprints may be considered fakes)

Later, as I got older, I discovered girls and understandingly my stamp collecting slowed, nearly stopped. After marriage, I stopped chasing girls, I was able to get and keep a good job making a bit more money. I soon started spending on my stamp collection again.

Not so long ago, I even paid more than 50% of Scott for a stamp, something that I swore would never happen. I don't consider collecting stamps as a form of investment; thus I have become an economically conservative collector, best translation (Cheap!). No doubt, many of you reading this have also spent well over 50% of Scott Catalogue on that special stamp. No matter what your purchasing tendencies, a collector must always be watchful for faked or altered stamps. If you aren't savvy about what to look for, or you have a lot of stamps, that individually cost more than \$40, then you can almost be assured that you have modified or altered stamps in your collection.

This article discusses at a high level many of the issues associated with stamp modifications. After reading this article you should have a better understanding why some stamps are modified, some recommendations for identifying these alterations and some of the negative impacts that these changes have on the value of a collection.

**Cleaning** - Many of our stamps will show at least some of the signs of decades of mishandling, exposure to the elements, sulphuration, oxidation, and finger oils discoloration. Consequently, the cleaning and preparation of stamps for a collection is potentially the first event in the stamp gathering process where an alteration may occur. For most collectors and dealers alike, it is not considered unethical to improve the appearance of a stamp by cleaning or soaking it in simple soap in warm water. Cleaning is done to discharge gum, remove hinges and/or dirt. However, some experts will extend this “simple” cleaning to include chemicals such as Benzine, Carbon Tetrachloride and Hydrogen Peroxide, **I do not!** If you agree with me, then you should ask your dealers/sellers what their view is on the use of such chemicals. You may be very surprised by the responses you receive. I have recently in 2023 seen an “expert” on YouTube justify the application of “Hydrogen Peroxide” as an acceptable methodology for color deoxidation and restoration of sulphurated stamps. Hydrogen Peroxide has been documented as one of the most commonly available bleaching agents.

## More Important Definitions

### Reissues

(A reprint of a currently available stamp)

### Reprints

(Copies of the obsolete originals, or previously issued.

They are sold by the Government they are not classified as proofs and sometimes printed for collector's purposes only)

### Special Printings

(Original plate stamps for non-postal use, while originals are still valid for postage)

### Government issued

#### Reproductions

(Not printed from the original plates, not valid postage, considered likenesses.)

Examples US Scott 3-4

### Se-tenant Pair

A planned pair, strip or block of adjacent stamps (either horizontal or vertical), which were printed from the same plate and/or sheet. The stamps must be un-separated and deliberately different from each other by design, color, denomination or overprint.

### Type-Variety/Combination

Pair – An unplanned pair, strip or block of adjacent stamps (either horizontal or vertical).

The stamps must be un-severed and are different from each other by variety, meaning that at least one member of the pair/strip/block differs in some detail from the “normal” issue. The detail may or may not be an actual philatelic “error”.

**Identification of Cleaning Chemicals** - For those that are inclined, the presence of residual hydrogen peroxide may be detectable under UV light, if present, it will typically emit a green hue. Carbon tetrachloride is much harder to detect, but if enough of it remains in the fibers of the stamp, then a sweet, ether-like odor may be detectable. Benzene should not be used for anything; it is extremely toxic. It penetrates the skin, and the fumes are injurious if inhaled. It is dangerous in very small quantities, causing cancer. Furthermore, it is also highly flammable. Therefore, philatelists should have no need at all to use it. FYI, for those who watermark using Zippo lighter fluid, it is Butane and not Benzene.

**Purposeful Alterations** - Altered stamps are like weeds, they appear almost everywhere, creep quietly into our possession, and become very difficult to eradicate. In the end, these valueless stamps will infest our albums. When a collector is unable to identify these altered stamps, they become impossible to remove. Worse, I have seen sellers both online and at stamp shows who stock and sell multitudes of altered stamps. They typically are not discounted and have no notice of alteration. I sadly and often wonder if these sellers are unaware middlemen, who are perhaps less skilled at identifying alterations than their customers. To add insult to injury, these valueless stamps are frequently offered for premium prices, almost as if they were some kind of pristine “gem” specimens. When I see a concentration of altered stamps by a seller, I am encouraged to speak with my feet, never to return.

**Regummed Stamps** – Is this stamp original gum? is one of the most common questions about stamp alterations. This is an issue that has recently had a huge increase in interest because of skyrocketing prices for Mint Never Hinged stamps (MNH). Ascertaining original gum on a stamp is clearly the only way to be assured that a stamp has never been hinged. There are several ways to identify regumming, one such clue is the presence of gum on the perforation tips. When stamps are torn from their sheets, paper fibers extending from the ends of the remaining perforations are created. During regumming these tiny end fibers become corrupted with gum. In some cases the party regumming the stamp understand the tip issue and will only gum the body of the stamp leaving the entire tips as gumless. For illustrations and more detailed information on the process of regumming see David Waller's article on *Philatelic Grading: Gum Condition (Late 19<sup>th</sup> and Early 20<sup>th</sup> Century Stamps)* contained in the Oct. 2023 PSC newsletter at: <https://powaystampclub.com/newsletters>.

**Regummed (RG) Stamp Values** – These stamps include any that has had gum applied at any time after it was issued (typically a seller deception). Regummed stamps should be valued as a used stamp that has no gum at all.


**Reperforated stamps** - Reperforations are perforations that have been modified, repaired, or added to a stamp. Alterations to stamps are done for a variety of reasons: mainly to get rid of straight edges (common in 19th century stamps); to hide perforation flaws or small tears, improve centering; or worse to create a different or more valuable stamp variety. The fact is that the existence of reperforated classics is not rare and worse, the presence of early altered coil stamps is an even greater threat.

With early printed U.S. stamps most were printed using a flat plate printing process. Flat plate printings were usually made from printing plates of 200 or 400 subjects. After printing, these full sheets were cut down into panes of a smaller size to ease their handling by postal employees. Sheets of 200 were separated into two panes of 100 each, while sheets of 400 were cut into four panes of 100 each.

Most early commemorative issues had the straight edge on one side only, while most regular flat plate issues had straight edges on two sides. This translates into 10 of every 100 commemorative stamps and 19 of every 100 general issue stamps with straight edges. One of the latter was straight edged on two sides.<sup>1</sup> As a rule, most collectors prefer the look of stamps that are perforated on all 4 sides, as such, dealers will frequently reperforate along these straight edges to make the stamps more desirable. There are ways a collector can determine where the straight edge was on a particular issue. If you are interested in more details, I refer to the information printed in the Philatelic Foundations online reperforation documentation.

**For flat plate non-coil reperforations** - a collector can look at the following things to identify these alterations. First look for straight edges across the end of the perforations, natural perforations are typically torn apart making them more rough looking, typically the perfs tips do not look perfectly even unless the two stamps have been separated using a razor knife or scissors, which means that this observation is not an absolute modification identifier but is a clue or indicator of a potential reperforation.

Also look and compare the two opposite edges of perforations to determine if one of the sets appears to look slanted, crooked and/or “not strait”, utilize the stamps printed image as a reference for non-parallel gap distance to the perforations. This is called the Srail method by many on the internet. If the perfs appear to be not parallel and one edge looks “trimmed” then the likelihood of your stamps reperforation is very much higher. When comparing the two sides also look to see if one set of perforation holes looks larger or smaller than the other, often forgers will not match the punch or perforations exactly. Another tell for perforation modification is perforation holes that are “too round”, the machines used on early U.S. Stamps were not perfectly round and not exactly uniform. Uniformity of holes should raise a flag when looking for modifications.



**Perforation Gauge with Lines**

It may be valuable to check the perforations on all sides to identify the more difficult specimens' it is recommended by many to use a perforation gauge that has the lines on it, rather than the type that has the 'holes' that are used to line your stamp up with. I recommend placing the stamp face down which typically makes perforation identification less confusing. If the stamp perforations do not line up exactly with the multi-gauge lines, then your stamp has been reperforated. This last method also works with modified Coil specimens.

**Use of Ultraviolet Lamps** - UV lamps are useful in the detection of modification or departures from ordinary paper or ink on stamps associated with modifications, repairs, and forgeries. As such a change in the fluorescence which emanates from a portion of the stamp that has been altered will show a marked difference from the non-altered original paper.



**The Editor uses the Lighthouse Double UV Lamp L81**

Typical modifications that can be identified with UV light are repairs, erasures spot bleaching, cancellation removal, color removal, specific cleaning, restorations, dyeing, gum changes, tagging, and thinning which will typically leave some fluorescent evidence which is not discernable in visible light. For stamp repairs, the presence of white dots and/or spots are indicative of alien paper being added to fill in a hole or tear. The whiteness of these spots changes the arrangement of the original fibers of the stamp causing them to fluoresce differently than the surrounding paper.

The altered and non-altered portions of the stamp should reflect or absorb the UV light to different degrees. Any evidence of an alteration should be photographically recorded for future reference. A lesser-known feature of using UV lamps is their use to assist in determining the difference between hard paper (National and Continental companies) and soft paper (American Bank Note Company). When the stamps are illuminated from either side, the paper differences can be seen. Hard papers appearing whiter in color where the softer papers will appear to have a more tannish hue. The UV lamps methodology should be used as an adjunct test to the physical and visual characteristics, using a UV lamp as an additional verification methodology.

***(Warning; Be sure to protect your eyes when using UV lamps and never look directly into the lamp as eye damage can occur)***

When the time comes for you or your heirs to sell the collection to the knowledgeable collector, any altered stamps will stick out like a sore thumb. Modified stamps will dramatically affect the overall selling price of any collection. Make no mistake: to most collectors and/or dealers, altered stamps are (usually) virtually worthless. These evil stamps need to be weeded out of your collection. There is no sense in giving the buyer this much ammo to use against you. Please note that I am not talking about hole fillers which are stamps that we all own that have some manner of damage i.e. short perfs or a minor crease and/or crack that keep our albums from looking so dang sparse. The stamps that we are talking about removing are those that have been purposely modified via reperforation, regumming, repaired or chemically altered in any way. After reading this article you will have a basic understanding of the issues, and a better understanding of how to identify many modifications.

The more you learn about the basics of modified stamps, the greater your chances of rooting the out and protecting your wallet. If you are interested in studying further, you should consider building a reference collection of modified, faked and reperforated stamps. Examples can often be purchased as inexpensive faulty stamps and make a great research tool. Just be sure to keep them separated from your main collection. There are also some great books on detecting altered stamps. Contact the American Philatelic Society and your favorite supplies dealer for assistance with additional documentation and identification equipment resources.

1. **The Philatelic Foundation, Reperforation, Expert Committee,**  
<https://www.philatelicfoundation.org/>



## President's Message: January 2024

### The Year Ahead for PSC

*by Art Berg, President*

Dear PSC members,

We ended the year with a fantastic dinner attended by 80+ members/spouses. It was truly a delight to interact with all of you.

As our club continues to grow, there are two areas we need to help our membership.


1. We have a number of brand-new collectors and individuals restarting collecting after a hiatus of decades. We will start a Stamp Collecting 101 program to get the essentials to you.
2. Like most philatelic organizations, we have a significant number of "mature" collectors. These individuals need to know how to communicate the ins and outs of a collection and what the realistic value of the collection is to their family members.

We plan to have both learning opportunities up and running by the first of March. We will be asking for volunteers to help make these programs successful.

It's going to be a great year.

Keep collecting,

**Art**





## Member Article

By Bill O'Connor

### United States Air Letter Sheets for Foreign Postage: 1947-1999




Some months back I purchased a box of airletter sheets from the estate of Dr. Larry Parks. Much of the remainder of the Park's estate had been generously donated to the Poway Stamp Club for the benefit of the members of the club and to promote the philatelic hobby in general.

I did not find too many United States sheets but got inspired to see what I could find relating to this relatively over-looked area of collecting.

Letter sheets in general go back well before the first postage stamps were introduced in 1840. The first air letter sheets in America were introduced in 1947. V Mail sheets had been introduced for military use during World War 11, but were free of postage for members of the armed services; these sheets could be used for the domestic rate, 3 cents, or 6 cents for air-mail use if prepaid by non-Armed Forces personnel.

I counted 26 types of air letter sheets, not counting variations and errors, from 1947 until the last issue in 1999. Unused examples of these sheets can be found relatively easily, as are the FDC cancellations. Some of the used types of sheets seem to be far more difficult to acquire.

11 examples of air letter sheets, also called aerogrammes, are shown in this presentation.




1. UC16; This 10-cent rate sheet was the first to be issued. The rates are cheaper than regular foreign air mail, but no additional items could be placed in the enclosed sheet. Although this item was posted in 1958, it is the first issue out of four different sheets issued.



2. UC38; The 11 cent John F. Kennedy sheet issued to honor the 35<sup>th</sup> President of the United States. This is an ArtCraft illustrated FDC cachet.



3. UC39; The 13-cent sheet also honors the former President, and is illustrated as well by AirCRAFT.



4. UC44 As postal rates increase these sheets show the increase and often with a new design. This is another FDC, posted in Philadelphia.



5. UC46 This is the Hot Air Ballooning Championships Issue of 1973. This is truly a spectacular event. This is a FDC cancellation and the first day of the championship.




6. UC48 This 18 cent Aerogramme sheet has the American Bicentennial Logo, 1776-1976. Once again, a FDC cancel this time from Atlanta.



7. UC49 The 25<sup>th</sup> Anniversary of NATO was in 1974 and this sheet's FDC cancel in Washington attests to this fact.



8. UC50 By 1976 the rates had increased to 22 cents and Tempe; Arizona was the city hosting the FDC ceremonies.



9. UC52 This 1979 22 cent unused Aerogramme is promoting the 1980 Olympics.



10. UC57 1984 saw the Olympic games in Los Angeles. This 30 cent sheet has numerous athletic events depicted on the second fold of this very colorful aerogramme.



11. UC63 As the rate increased to 45 cents in 1991 the designs change yet again.

By the end of the century, it appears the use of the air letters/aerogrammes days were numbered. The need to provide a cheaper alternative to regular envelopes had passed. The final aerogramme was 60 cents in 1999. Any information on the reasons for the end of airletters/aerogrammes would be welcomed.

**Note;**

The Specialized Sott catalogue provides very useful information on the airletters/aerogrammes. This catalogue lists only 65 entries for the basic air post stamped envelopes, wrappers, and airletter sheets/aerogrammes. Some of the surcharged envelopes, UC23 for example, have high priced catalogue value, but most items seem to fit many collectors' abilities to acquire at reasonable prices.

Regards,  
Bill



**Bill O'Connor is one of our Newsletter Authors recognized by the APS for the Star Route Awards.**

Every Cover



Tells A Story

## Member Article

By Jim Grundy

### Every Cover Tells a Story



West Virginia Cover Courtesy J. Grundy

Several years ago, I purchase a lot of West Virginia covers at a local stamp show. The covers were from the 1880's and were canceled in towns that I never heard of. Some the town names were: Alice, Green Bottom, Coketon, and Gray's Flats. A Google search of these towns showed that they were all unincorporated small towns. An unincorporated town is a small community that provides its' own services such as trash pickup and road repair. Ramona, Julian, and Rancho Santa Fe are just a few of many unincorporated towns in San Diego County. Intrigued by the small towns of West Virginia, I recently purchased this mid-1860's envelope off eBay with a German Settlement town cancel on it. A quick internet search seemed to indicate that the town called German Settlement never existed. Where was German Settlement and what happened to it?

The cover was a stamped envelope type issued by the Postal Service in the 1864-65 time frame. In addition to May 30 th the German Settlement cancel, a June 1<sup>st</sup>, Oakland, Maryland cancel also appears on the front of the cover. A Beverly,



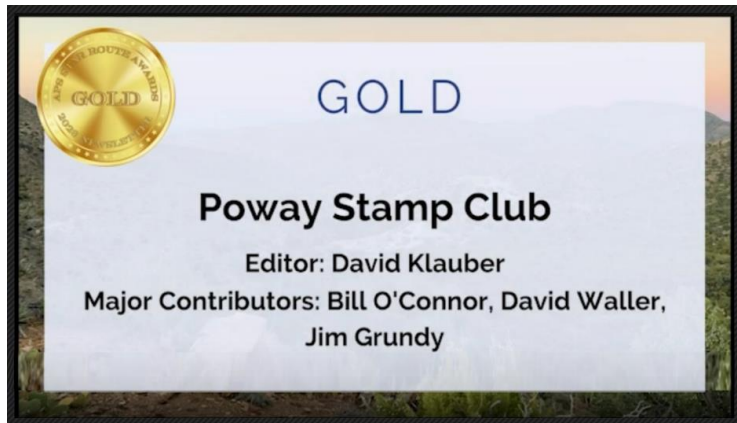
Randolph County address is the destination of the cover. What does this information tell us? Although no year date appears in either of the cancels on the cover, we can assume from the issue dates of the envelope that it was sent shortly after the Civil War. The next question was where is Oakland, Maryland located? Finding Oakland, Maryland on a map showed that it was about 10 miles east of the West Virginia border and about 30 miles south of the Pennsylvania border. Preston County, West Virginia borders Pennsylvania and the part of Maryland that contains the town of Oakland. The destination of the cover, Randolph County is about 30 miles South of Preston County. From this information, we can assume that the cover was canceled somewhere in Preston County on May 30<sup>th</sup>, sent to Oakland, Maryland and canceled on June 1<sup>st</sup>, and then forwarded to the town of Beverly, Randolph County, West Virginia. However, we still don't know the location of German Settlement, West Virginia.

Another Google search and checking my own reference books yielded nothing. It was time to call in "the big guns". I contacted my friend and fellow Poway Stamp Club member Bob McArthur. Bob lives in Preston County West Virginia and may know something about a town called German Settlement. Next, I called David Klauber, The Human Encyclopedia of all things philatelic both foreign and domestic, and told what I had done to try to find the location of German Settlement. David made some suggestions and said that he would see what he could find. A few more days passed and I was getting nowhere with my search. Then, I received an email from David that found the location of German Settlement. He enclosed a portion of a page from the West Virginia Archives & History website. On a page entitled Place Names in West Virginia "G", he found the following line item: German Settlements, Preston County, 1821-1870, (See Aurora & Carmel). I found Aurora on a map. It is a very small town today with a population of 201 according to the 2010 Census. The location of Aurora is perfect because it is only 12 miles from Oakland, Maryland. If you remember, Oakland, Maryland was the other cancel on the cover. The Beverly address on the cover is 64 miles from Oakland.

I got in touch with Bob McArthur again. I thought that he would be interested because Aurora is only 10 miles south of his home in Terra Alta. I told him of all the problems I had tracking down the name change.

He said that he understood my problem because Terra Alta has had four previous names before it was called Terra Alta. It seems, that in West Virginia, you can change the name of your small town whenever and to whatever you want.

**Jim** -



**Jim Grundy is one of our 2023 Newsletter Authors recognized by thr APS.**

## Member Article

By Jon Schrag

### LEARN FROM COIN COLLECTORS?




My adult son ANDY is a new coin collector. He specializes in USA Morgan dollar coins 1878-1904 + 1921. Can stamp collectors gain important insights from coin collectors? Perhaps. Read on!


Coin collectors have a well-established grading system that ranges from 01 to 70. The 70 coin-grade is equivalent to MNH-XF. And yes, there are coin collectors who bid up prices like crazy in search for perfect condition 70 coins. Sound familiar?

Incredibly coin collectors also have specialists who only collect grade 01 Morgan dollar coins. The main rule for 01 grade coin collectors is the YEAR DATE must be decipherable. If the date is completely worn away the coin is not collectible.

So...to be equivalent...a Graf Zeppelin stamp collection could consist of zeps (big accumulations) without deadly faults like cuts but grossly off center, heavily cancelled, or otherwise ugly on or off cover. Certainly, such a zep collection would be relatively very cheap to form and fantastically interesting. So, this is this a new opportunity for stamp collectors to learn from coin collectors. Any takers?



**01 Lowest Grade Coin**



## Member Article

By David B. Waller

### Dad Left Me What?



Like many of you I am the collector in my family. I collect shells, stamps, gemstones, and a variety of other treasures. Over the years, I have had to control my collecting for a variety of reasons, but primarily because it can become very expensive. Of my collections the shells (*i.e.*, about 1,500 high quality specimen shells) and stamps (*i.e.*, approximately 1,000 mint NH stamps from 1892 to 1936) have significant value (Figure 1).



A

B

**Figure 1:** A-*Barycypraea fultoni* gem condition and B-1892 Columbian Issue, Scott # 242, certified mint, extremely light hinge. Both of these have similar values to their respective collectors.

Over time, I have hopped from one collection to the other adding to each as my interest inspired me. Most recently, I have chosen to begin filling in the gaps in my U.S. commemorative stamp collection. Consequently, I devote much of my spare time to finding and purchasing those elusive stamps, logging their information into my computer database, placing them in protective mounts, and securing them in my leather-bound stamp albums, which I store in a relatively temperature-controlled closet. I have spent a lot of time curating my collection and a bit of my financial resources to purchase these fabulous postal gems.

However, I worry about who will enjoy them when I am gone. I am still relatively young and will have a lot of time to enjoy my collection and may eventually sell them before I leave this life, but what if something happens and my family inherits a collection of stamps that they have no interest in and have no idea of their value. These questions are the makings of a Collector's nightmare. Will they be discarded as so much trash? Will a stamp dealer steal away with them for pennies on the dollar? Or will my son make good on his promise to use them for postage? This would make any Collector awake from a deep sleep in a cold sweat screaming "NO!". So, what do we do? How do we ensure that our stamps will be enjoyed by others in the future and that our families are compensated appropriately for our collections? This is the subject of three articles relaying my experiences in attempting to resolve this problem.

I heard many options. Gift your collection to a museum, disperse them to family and friends, donate portions of your collection while you are living to obtain the tax benefits, train your children and/or spouse about stamps so that they have an idea of their value when, and if, they decide to sell them, secure connections now for their sale when you are gone or make a gift of your collection to a non-profit organization such as a stamp club.

This article provides my thoughts and the information I obtained when considering the benefits and disadvantages of gifting my collection to a museum or to friends and family.

My first thought was what better place than a museum for my collection (Figure 2). They will display my stamps with signs stating, "The Waller Collection", others will see my stamps and be inspired to collect them in the future, and it will be a place where my children can go to see the family collection and feel proud of our contribution. What a utopian thought.



**Figure 2:** Lobby of the Smithsonian Postal Museum in Washington D.C. This museum contains devices used in all aspects of the United States Mail Service including an extensive postage stamp collection.

My next thought was what about giving my albums to my son. He could take them out and thumb through the pages while remembering “Dear Old” Dad. Or give my Canadian stamp collection to my best friend who used to collect Canadian stamps. Every time he looked at them, he would be reminded of all the good times that we had over the years. More wishful thinking.

Unfortunately, reality is very different from many of our hopes and dreams. So, what about donating my stamps to a museum? Well after some considerable thought on this idea, I realized that a museum is a storehouse of stamps from all over the World, likely including many specimens like those in my collection. Consequently, the addition of so many duplicates would merely provide another opportunity for an auction where the museum obtains the proceeds instead of my family. Further, like many collections housed in museums, they must be periodically maintained and curated, which requires money. So, any significant donation to a museum should contain two parts: 1. the items being donated; and 2. a financial donation, or endowment, for the maintenance and care of those items for years to come. Unfortunately, any amounts that might have been considered as an endowment were spent on establishing my collection. Consequently, my stamps would likely be sold to secure funding to maintain the museum’s core collection.

This realization filled me with a sense of despair. I felt that the time and love I had contributed to creating this (in my opinion) magnificent collection was for not. With this in mind, my thoughts turned to my son and the hopes that he would continue the collection; adding significantly over his lifetime until he could give it to his son and so on. Well upon broaching the subject with him he proceeded to let me know exactly what he would do with my stamps. He would use them as so much postage on any letters he sent in the future. However, with most communications and transactions being conducted over the computer and through the Internet it is likely that they will later be found by other family members and simply discarded. I immediately realized that family and friends do not necessarily have the same respect for items that I or another collector might have, and without additional knowledge like that supplied by my son, a gift to anyone other than a collector could likely be a grave mistake. Now, I have heard Collectors talk about leaving certain stamps or collections to one another (Figure 3) but unless someone knows about that gift, and it appears in the legal documents you will likely never get your wish.

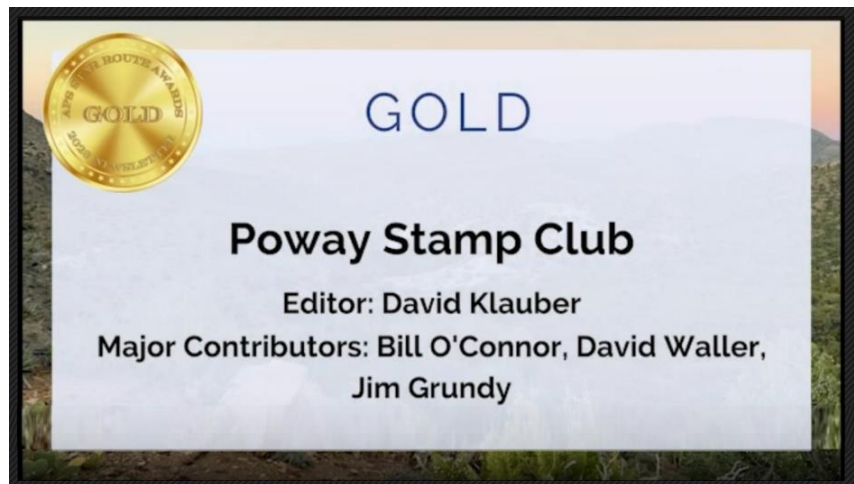


Figure 3: Image of a Last Will and Testament document.


In all honesty, there are relatively few personal collections that have value to a museum and mine is not a likely candidate for such a donation. Correspondingly, I realized that a gift to my son or a friend of an item that

I treasure will not inspire them to think of me. They will remember me because of who I was in life, the moments that we shared together and the feelings those memories instill, not from a stamp or collection of stamps.

All is not lost. These were merely two of the many options available to dispose of my collection. Next, I looked into donating while I am still alive to take advantage of any benefit that might be available such as a tax deduction. This does not resolve the problem of what happens when I die unexpectedly, but it might help in collecting the necessary funds for that trip to Australia, New Zealand, Papua/New Guinea and/or New Caledonia still lingering on my "bucket list". My findings on donating in my lifetime will be the subject of my next article.



David Waller is one of the Newsletter Authors recognized by the APS for the Star Route Awards.



**CLASSIFIED**

**Ads**



iHobb.com brings the world's  
best brands to collectors



**iHobb.com**

**iHobb.com**

So. Cal's first choice for collecting  
supplies. Order online, or visit our  
warehouse in Oceanside  
Monday-Friday 8-4  
1684 Ord Way, Oceanside  
800-978-5333 760-724-2332

## Member Classifieds

*If you would like to have a Free advertisement in the PSC  
Newsletter, please email: [PSCphilately@gmail.com](mailto:PSCphilately@gmail.com)*

### For Sale:

For Sale: Christmas seals for sale. Singles or full sheets of most  
dates. Some covers with seals tied by the cancel. See Bob at a PSC  
meeting or call 858-278-7873 Bob Schappelle

For Sale: Worldwide sets, Singles, and Souvenir sheets. Sixty percent off  
Catalog to all Club Members. Offer valid anywhere you see me.  
Phone: 714-476-3698 Email: [CBCSTAMP@AOL.com](mailto:CBCSTAMP@AOL.com).  
Chuck Bigler.

For Sale: Stamps at Bargain Prices, See my Stock. By appointment so please  
call to set up a time. Home Phone: 858-271-0262 Mobile Phone: 858-449-  
3047 Al Kish

### Bargain Lists:

You May see the most current Lcstamps lists on our Club Webpage at"  
<https://powaystampclub.com/lc-corner>

**Complete your U.S. and  
International Stamp Collections**

• Country Price Lists • Collections • Mixtures • Special Offerings

**[www.Lcstamps.com](http://www.Lcstamps.com)**

*( 60+ years of serving the stamp hobby)*

### Wanted:

Wanted: U.S. Columbian issue stamps with fancy cancels. Top prices paid.  
Contact West Virginia Bob McArthur at [rmatsukasa@gmail.com](mailto:rmatsukasa@gmail.com) or 1-  
858-486-9932.

Wanted: All Vietnam. Stamps and covers. Ready to trade or buy outright?  
Contact: [jschrag1@san.rr.com](mailto:jschrag1@san.rr.com)

Wanted: Puerto Rico Town cancels. Bring to a meeting. Will trade or buy?  
See member M. Marti PSC # 410.

Wanted: Used/New Scott's Specialized Color Guide for United States  
Stamps, Spiral-bound with color chips. Will trade or buy? See member D.  
Klauber PSC #454



# STAMP NEWS



U.S. Postal Service Reveals More Stamps

## Stamp News 2024



The 2024 stamp program features a broad range of subjects and designs. These miniature works of art highlight our unique American culture and offer a broad selection for those looking to collect stamps or send their mail around the nation or the world” .

### Dates and Locations: January-March

The Postal Service today also announced stamp release dates and locations for January through March of next year:

Stamps	Release Date	City	State	ZIP
Love <i>(no ceremony)</i>	Jan. 12	Romance	AR	72136
Pillars of Creation (Priority Mail) <i>(no ceremony)</i>	Jan. 22	Greenbelt	MD	20770
Cosmic Cliffs (Priority Mail Express) <i>(no ceremony)</i>	Jan. 22	Greenbelt	MD	20770
Lunar New Year • Year of the Dragon	Jan. 25	Seattle	WA	98109
Constance Baker Motley (Black Heritage)	Jan. 31	New York	NY	10199
Saul Bellow (Literary Arts, 3 ounce) <i>(no ceremony)</i>	Feb. 6	Chicago	IL	60607
Radiant Star (Presorted Standard) <i>(no ceremony)</i>	Feb. 19	Star	ID	83669
The Underground Railroad	March 9	Church Creek	MD	21622
Bluegrass	March 15	Owensboro	KY	42301
Garden Delights <i>(no ceremony)</i>	March 16	Strongsville	OH	44136
Celebration Blooms <i>(no ceremony)</i>	March 22	St. Louis	MO	63155
Wedding Blooms (2 ounce) <i>(no ceremony)</i>	March 22	St. Louis	MO	63155
Save Manatees	March 27	Silver Springs	FL	34488

### Postal Products

Customers may purchase stamps and other philatelic products through the [Postal Store](https://usps.com/shopstamps) at [usps.com/shopstamps](https://usps.com/shopstamps), by calling 844-737-7826, by mail through [USA Philatelic](https://usa.philatelic.com), or at Post Office locations nationwide.

***New Stamps – Copyright © 2024 USPS. All Rights Reserved***