



Poway Stamp Club

NEWSLETTER



San Diego County's Best Stamp Collecting Club

Oct 15, 2023

In This Issue

- Next Club Meetings and Presentations Schedule
- Club Notes
- New Member Spotlight
- Members Corner: Bob McArthur
- Editors Corner: David Klauber
- Article: Bill O'Connor
- Article: Jim Grundy
- Article: Bob McArthur
- Article: Manny Marti
- Article: David Waller
- Member Classifieds
- Stamp News: Current

Poway Stamp Club Goals

To promote a closer social relationship among stamp collectors of Poway, San Diego, and vicinity, and to assist in spreading the knowledge of stamps and the pleasures derived from stamp collecting to those interested in philately.

Contact Us


Poway Stamp Club
12675 Danielson Ct #413,
Poway, CA 92064

Club E-mail

PSCphilately@gmail.com

PSC Website:

Powaystampclub.com



Next Club Meetings

The Wednesday, **Oct. 11th** program will be:

Ron Couchot

“The establishment of the U.S. Domestic Air Mail System”

The experimental segment was the 1918 Wash.-Phila.-New York route. Mid 1919, the route was shuttered. USPOD began to focus on a Transcontinental air mail route NY- SF Initially this was only a few hours faster than the surface mode.

Ron's talk will emphasize this development, routes and rates. through 1928.

The meeting will begin with our regular Club business followed by the member presentation and a “Club Voice Sale.” Following the sale and show and tell, the meeting will progress with Member trading and socialization. This is an opportunity for all our members to sell or trade with one another their duplicate stamps.

The Wednesday, **Oct 25th** Program will be:

UGLY Stamp Contest

See Rules at : [Ugly Stamp Contest Rules](#)

The meeting will begin with our regular Club business followed by the member presentation and a “Club Voice Sale.” Following the meeting will be Member trading and socialization. Members are encouraged to bring in stamps and other items for sale or trade with other club members. This is an opportunity for all our members to sell or trade with one another their duplicate stamps.

Meeting time: The meeting will begin promptly at 6:30 PM.

Meeting Place: 12675 Danielson Court, Suite #413

(in the back of the business complex),

Poway, California 92064.



Poway Stamp Club

2023-24 Club Meeting Schedule/Presentations:

The following is this year's meeting schedule; all events are proposed and subject to change as necessary to accommodate other events such as Auctions.

October	Oct	11, 2023	Ron Couchot - Beacon
	Oct	25, 2023	Ugly Stamp Contest
November	Nov	8, 2023	TBD – Presentation
	Nov	22, 2023	No Meeting
December	Dec	13, 2023	Holiday Dinner
	Dec	--	No Meeting
January	Jan	10, 2024	Club Elections
	Jan	24, 2024	TBD – Presentation
February	Feb	14, 2024	TBD – Presentation
	Feb	28, 2024	TBD – Presentation
March	Mar	13, 2024	TBD – Presentation
	Mar	27, 2024	TBD – Presentation
April	Apr	10, 2024	TBD – Presentation
	Apr	24, 2024	TBD – Presentation
May	May	8, 2024	TBD – Presentation
	May	22, 2024	TBD – Presentation
June	Jun	12, 2024	TBD – Presentation
	Jun	26, 2024	TBD – Presentation
July	Jul	10, 2024	TBD – Presentation
	Jul	24, 2024	TBD – Presentation
August	Aug	14, 2024	TBD – Presentation
	Aug	28, 2024	TBD – Presentation
September	Sep	11, 2024	TBD – Presentation
	Sep	25, 2024	TBD – Presentation

2023 Club Board:

President: Art Berg
 V President David Klauber
 Treasurer: Bill Kolb
 Secretary: Trice Klauber
 Board (At Large) Bill O'Connor
 Board (At Large) Jim Grundy
 Prev. President Thor Strom
 Program Dir. Bill Wacenske

2023 PSC Club Volunteers:

Registrar: Trice Klauber
 Auctioneer: Jim Grundy
 Club Librarian Scott Boyd
 Newsletter Editor David Klauber
 Letter Contributors Jon Schrag
 Bob McArthur
 Bill O'Connor
 Manny Marti
 Jim Grundy
 David Waller
 Library Rep: Bob Eygenhuysen
 Opp. Drawing Scott Boyd
 WebMaster David Klauber
 Public Relations Valerie Merritt

PSC Representatives:

Federal Rep: Bill O'Connor
 S.D. Phil. Council: Nick Soroka
 Rep (Alternate) Art Berg
 APS Rep Trice Klauber
 ATA Rep Bob McArthur

ON PAGE 1

The stamp on page one, is a 1869, 10¢ Lincoln essay, (Scott 116-Edj), Single on stamp paper, imperf and gummed, o.g. beautiful green color, Very Fine, and quite scarce. Brazer 116E-Dj. This Essay was never printed as a Proof or stamp as essayed.





APS

At least Thirty-two PSC club members are also members of the American Philatelic Society. The PSC is also a member of the APS. If 33% of our members are also members of the APS the club receives a free year's membership.

Meetings

Club meetings are held every second and fourth Wednesday of each month except November & December at:

Philatelic Library
12675 Danielson Ct #413,
Poway, CA 92064

Participation

All Stamp Club members are strongly encouraged to provide input for the monthly Club newsletter. Your knowledge and expertise should be shared. Please submit items to the Club Secretary at:

PSCphilately@gmail.com

Club Website

PowayStampClub.com

You will find our activities and affiliations, interesting links, and contact information including this Newsletter's current and previous versions! Give it a try!

You can use the Web site to introduce others to our Club.

Club Notes:

1. **Book Board (4) a Huge Success** - The fourth Book Board sold 155 books and raised \$746.34 in sales for the club. That's an amazing performance with 21 individual club members purchasing books. Thank you all for your fantastic support.

2. **Local Poway Show** (New shows this year!)

SANDIPEX 2023

October 15

Nov 19

Dec 17

Free Admission! – Free Parking!
Doors Open from 10 am – 4 pm

The show, in its 23rd year, is located just 4 blocks to the north of the Philatelic Library on Poway Road. The show is held at the Benevolent and Protective Order of Elks Lodge, 13219 Poway Road Poway, CA 92064 . Ph# 714-476-3698 Email: cbcstamp@aol.com

3. **Album weeds** - Nongenuine stamps, such as fakes, forgeries, reproductions, and so on. -
4. **World on Stamps** – Everything it seems, about our world has appeared on postage stamps, from a time before humankind walked the earth to our humble beginning and from those beginnings to our first tentative reach for the stars and everything one can imagine in between. – Datz –
5. **Arrow Block** – A block of stamps on whose selvage appears an arrowlike marking whose purpose is to aid in plate registration or to guide cutting or perforating equipment.
6. **Auction Terminology – Floor Bidder**, someone who attends an auction and bids in person from the “floor”, as opposed to an absentee bidder.



Bid Board Frequently Asked Questions(FAQs) :

- You must be a paid member of PSC to buy or sell.
- You may join the PSC, contact PSCPhilately@gmail.com
- Ten percent of the sale price will go to support our club.
- Sellers may list ten items each session, Minimum bids must include local shipping.
- All unsold lots will automatically be relisted next session.
- The seller must notify us to remove a listing.
- Sellers must notify us to remove or change the listing price.
- Minimum prices of items must contain the cost to ship the item listed locally (i.e., San Diego County)
- Buyers outside of SD County are responsible for additional shipping charges.
- The Minimum prices listed on the Site are not updated, a list of the current bids will be posted "periodically" for buyers, this is not eBay.
- At the end of each session, Buyer-Sellers will be contacted and introduced via E-mail to allow the coordination of the payment and shipping.

<https://powaystampclub.com/bid-board>

7. **Quality Shows** – Stephen Pattillo, P.O. Box 604, Fullerton, CA 92836, Phone: 562-694-2828 email: number1banana@hotmail.com

The "Original" Van Nuys Sunday Stampshow		Five Star Glendale Saturday Stampshow		The Quality Sunday Stampshow	
Masonic Hall 14750 Sherman Way Van Nuys, CA 91450		No Location Yet		Brookhurst Community Center 2271 Crescent Avenue Anaheim, CA 92801	
January	dark	January		January	
February	5	February		February	12
March	5	March		March	19
April	2	April		April	16
May	7	May		May	21
June	4	June		June	18
July	2	July		July	16
August	6	August		August	20
September	3	September		September	17
October	1	October		October	15
November	5	November		November	12
December	3	December		December	10

9:30 AM to 4 PM
Free Admission, Parking & Appraisals
Buying & Selling

8. **Duplex Cancel** – A postmark containing two elements: one giving the name of the location and date; the second an obliterating mark intended to cancel the stamp.
9. **Flat Plate Printing** - Printing accomplished by a flat, as opposed to curved or rotary, plate. Most U.S. stamps produced before the 1920's were printed on flat plate presses.
10. **Cinderellas** – A general, all-encompassing term applied to any stamp like item not valid for postage, such as exhibition labels, Christmas seals, parodies, imitations, modern advertising fantasy issues, and the like. Anything that looks like a postage stamp but is not, including fantasy labels, phantoms, modern local post labels, etc.
11. **Old Ironsides** – A stamp issued, marking Sesquicentennial of the launching of Old Ironsides (the U.S. Frigate Constitution). First day sale, Boston, Central design is a line drawing by Andrew H. Hepburn Boston Naval architect. Stamp issued Oct. 21, 1947.



Member Spotlight!

By Newsletter Editor



The Poway Stamp Club Newsletter highlights its new members in each issue. Today's spotlight is on our newest members.

Jorge Velarde
John Oppermann
Richard Fewell


We have received 3 new requests for membership which were received and granted to the following person(s):

#559 Jorge Velarde of San Diego, CA. Was presented to the Club by Art Berg. Jorge is a collector of U.S., Cuba and Spanish stamps. We look forward to seeing Jorge at meetings and his continued participation in our Club. Welcome Jorge!

#560 John Opperman of Fallbrook, CA. Was presented to the Club by Art Berg. John is a new collector of U.S., stamps. We look forward to seeing John expand his philatelic knowledge and well as his collection. Its great to have so many new collectors in our club. Welcome John!

#561 Richard Fewell of San Diego is a collector of U.S. and Worldwide stamps. Richard joined us at our Voice sale in September and enjoyed the fun. We look forward to having Richard join us at future meetings and Club events. Welcome aboard Richard!

This brings our total membership to **124**. We look forward to getting together with all our new and existing members.



iHobb.com brings the world's best brands to collectors



iHobb.com

Annual Ugly Stamp Contest



Second PSC Meeting in October



The Poway Stamp Club
World Famous
Ugly Stamp Contest

Ugly Stamp Contest Rules

Members Corner

By Bob McArthur

Don't Miss the October Ugly Stamp Contest



Soon the Poway Stamp Club will again be hosting its hugely anticipated and immensely engaging annual “Ugly Stamp Contest.” Once again, the man to beat is three-time winner Gentleman Jim Grundy, Rancho Bernardo’s finest and the envy of raconteurs from every land and clime. If you want to go up against the master, you are going to have to think outside the box because no one, and I mean no one, can find an uglier stamp on the planet. The lengths he goes to find an ugly stamp rival the dangers of a trip up the farthest reaches of the Amazon. If you think you can beat him because you think your stamp looks ugly, you can’t do it. You’ve got to find a stamp that not only looks ugly but is ugly.



Scott #948

From the US, Scott #948 glorifying the poultry industry and Scott #2521 have initiated the gag reflex in more than one collector. But if you sincerely want to win, you can't stop just with a stamp that has a bad design or a bad story, you must find a stamp with a bad soul.



Scott #2521

I am frightened by US Scott #1083 celebrating children of the world. It is very disconcerting. What the hell is going on in this stamp? Not even the Post Office Department knew.



Scott #1083

US Scott #2164 freedom from hunger makes me want to run away. I will stop eating if that's what you want. Just don't make me look at that stamp again.



Scott #2164



Scott #2955

Then there's US #2955 which, if you look at it too long, will suck you into a political black hole. Is it the smile or is it the eyes? Finally, my ultimate candidate for an ugly stamp would be anything from any country in the world depicting the love story of King Charles and Queen Camilla.




King Charles and Queen Camilla

“Holy Cow”, but those are some ugly stamps. Alrighty then, the gauntlet has been flung down and the challenge is there. Go ye forth gentle collectors and find the stamp which will unseat the long years of unholy ugly stamp terror inflicted on us by the reign of the incumbent victor. A prize will be awarded, and mention will be made in dispatches. – Bob -

Editor's Note, See the Ugly Stamp Contest Rules at:

[Ugly Stamp Contest Rules](#)



Editors Corner

By D. Klauber

Watermark Varieties of United States Postage Stamps (cont.)



Member Response to last Months article on Watermarks -

In last month's article on watermarks I spelled out for our readers the how and why the Post Office had produced error stamps prior to WWII with watermarked papers and to dispel misconceptions about their historical need. Additionally, the article described Standard USPS and USIR watermarks and the errors that occurred because of cost savings and/or simple error. Two of the errors were shown in more detail, including the 271a and 272a errors outlined below.

Watermarked 6¢ and 8¢ stamps of the First Bureau Issues of 1895, Number 271a and 272a –


The following sections describes the 6-cent and 8-cent flat-plate stamps of the First Bureau series (Scott 271a and 272a) that were accidentally printed on the wrong stamp paper watermarked with double-line Roman capitals "USIR" rather than the USPS double-line Roman capitals. For Stamps 271 and 272, It is thought that the "U" and "S" watermarks of the "USPS" postage stamps are indistinguishable from their "USIR" counterparts. This means that a clear "I" or "R" is needed to truly authenticate the "USIR" varieties.

The 6c Dull Brown, USIR Watermark


(271a) – The "USIR" (United States Internal Revenue) watermark error occurred when a supply of paper reserved for revenue stamp production was used for printing the 6c and 8c postage stamps.

The 6c "USIR" Watermark error is considerably rarer than the 8c, especially in original-gum condition. It

is believed that there are less than ten original-gum copies. Of the recorded singles, one has perfs touching the design at top, and one is close on one side. There may be less than 30 certified as genuine copies recorded by the Philatelic Foundation.



The 8c Violet Brown, USIR Watermark (272a) – Showing a clear “I” or “R” of watermark, is an example of the 1895 8-CENT Watermarked Bureau issue with “USIR” error Watermark. A previous census of Scott 272a recorded approximately 66 copies, most of which are used. The variety was also created when the stock of paper intended for use on revenue stamps was inadvertently used.



Response to the last Months article – On Thu, Sep 7, 2023 at 11:50 AM the club received a response to the article in our September Newsletter from club member **Teela (Pong) Pongpakdee**. In his message Pong related the follow: ” You should have requested my copy of my 272a for your article I would have gladly turned it over to you guys for the article.” Unfortunately, your Editor was unaware that Pong had such a treasured stamp, so as a follow up to the article here are the photos and descriptions of one of our members favorite stamps.

WEISS EXPERTIZING SERVICE
P.O. Box 5358
Bethlehem, PA 18015
(610) 691-6857

Opinion No. 25 272a36 Date 06/21/14

I have examined the enclosed United States 8c 1895
Used, **"USIR" Watermark,**
(Scott #272a)

for REW Stamps

and my opinion is; clear "R" watermark.

It is genuine, multiple short perfs, tiny perf
tear at bottom (center perf), light purple

A photograph is attached below. cancel.



Signed *W. K. Klein, Jr.*

Member:
American Philatelic Society (Life Member)
United States Stamp Society, U.S. Philatelic Classics Society
U.S. Cancellation Club, U.S. Postal Stationery Society

Established 1972

Weiss Cert for Scott #272a Courtesy Pong

PSC Club Member
Pong was selected to
help be an enlisted
Test Astronaut for
NASA.




Scott #272a Courtesy Pong

Below is a photograph of the watermark on Pongs 272a, notice that it is a very clear “R” which as with the “I” are the definitive identification of this error, remember the U and S watermarks are identical and do not validate this issue.



USIR Watermark Courtesy Pong

Evidently, one of the reasons that we have not seen much of Pong at our club meetings lately is because he was selected to help be an enlisted test Astronaut.



Congrats!

POSTAL HISTORY




Member Article

By Bill O'Connor

A Fresh look at Some Joint Issues of Stamps with the United States




Over the years I have tried to collect joint issues of the United States with various other countries. One focus is to try and collect the issues of both countries on a single cover. The most common way is to collect both countries stamps on a single envelope, normally with a first day of issue cancellation of the countries involved.




25th Anniversary of the Opening of the St. Lawrence Seaway; 1984

The first joint issue of America was the opening of the St. Lawrence Seaway in 1959. In 1984 a 25th anniversary stamp was issued by America and Canada to celebrate this occasion. What is interesting about this K. M. C. Venture cover is that the two sets of stamps, 1959 and 1984, are placed together, each set with the appropriate cancellation of the country of issuance. If you find a 1959 cover with the appropriate American and Canadian stamps and respective cancellations, the Scott FDC catalogue of 2006, lists a value of \$250.00. The price indicated suggests that this first joint issue has relatively very few covers with the joint cancellation; (I have been looking for this cover in the \$1.00 box for some time without much success.)



The 100th Anniversary of the Stature of Liberty; 1986

This next example, one of my favorites, is celebrating 100 years of the Statue of Liberty in 1986, a gift from France to America in 1886. This cachet cover epitomizes the quality of the image on the cover, the elegantly produced stamps, and the most appropriate cancellations. The base of the stature was paid for by mostly school children donating one penny each in special boxes organized for this purpose.




The Bicentennial of Australia, 1788-1988

This colorful Australia Post cover has a Washington DC cancel date and a Sydney NSW cancel date on the appropriate stamp. The Washington cancellation covers a huge section of the cachet and the Australian cancel nips the American stamp as well. This is one of the problems trying to combine two separate cancellations on a regular size envelope. Due to the ending of the American War for Independence in 1783, the British felt it necessary to find other colonies in order to relocate certain populations not necessarily desired to remain in the home country, and Australia seemed to fit that requirement.



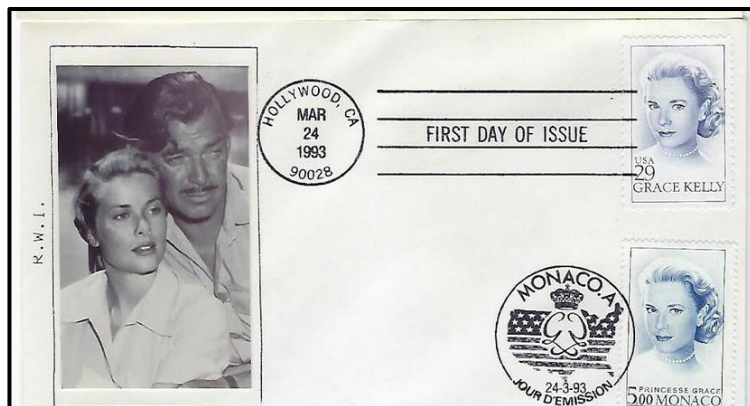
First Men on the Moon; 1989

The Federated States of Micronesia, the Republic of Palau, and the United States of America issued these priority main stamps on the same day and in the same denominations. This does not seem to be a recognized joint issue, but each country cancelled these stamps on the same day. Micronesia and Palau are independent countries, but with a special compact and a Free Association with America.



William Saroyan, Author; 1991

This is perhaps my most enigmatic cover, with these stamps issued by Russia and America in 1991. The cancellations are appropriately the first day of this issue. The railroad company and the “Ghost Train”, and the Connecticut address seem not to relate to the subject at hand. Mr. Saroyan was awarded the Pulitzer Prize for his play, “The Time of Your Life” in 1939, but declined the honor. If a good reader could add to this discussion, it would me most appreciated.




Grace Kelly, Princess of Monaco; 1993

For certain Americans of a certain age and temperament, Grace Kelly epitomized the culmination of the wonders of this country in beauty, style, accomplishment, and success. A wonderful actress, with charm, grace, determination, and who happened to marry into one of the great noble houses of Europe, a little small country perhaps, but a Princess none the less. By all accounts she was a humble, gentle, kind, and caring individual. The picture on the cover depicting Grace and Clark Gable, the so called “King of Hollywood” is a reference to her glory days in the movie industry, most noticeable in such pictures as *High Noon*, *Rear Window*, and in *The Country Girl*, the role she garnered the Academy Award for best actress.



Cinco de Mayo; 1998

This more traditional cover by Artcraft celebrating a military victory over “invading forces” in Mexico indicates more of a festive day celebrating Mexican culture, food, and drink in America. Our distain for the invasion of Mexico was more a concern for the Monroe Doctrine and keeping any European power from infringing on our right to control the affairs of this area of the world.



Irish Immigration and Emigration; 1999

This cover produced by a friend of mine, David Brennan, focuses on the Great Irish Potato Famine, rather than immigration. There had been an attempt to produce a stamp concerning the famine, but the postal authorities of both America and Ireland decided that immigration/emigration was more palatable. Cobh, the cancellation on the Irish stamp, known at one time as Queenstown, was the major port for Irish immigration to America in the 1840s. The famine in Ireland led to a depopulated Ireland for decades, and it was not until after World War II that numbers surpassed the population of the earlier times.



Greta Garbo; 2005

The final cover is simply a plane envelope with the American and Swedish stamps applied. The designs are very similar with New York and Stockholm as the host cities for the cancellations. Greta was a movie star of enormous talent, but later in life became a recluse and shut the world out of her life. She emigrated from Sweden and in 1951 became an American citizen.

I see a decline in the number of joint issues of the past 20 years. Japan, France, China, and Canada have joined America in joint issues. I will be keeping my eye out for examples and hopefully some examples will fall my way.

Regards,
Bill



Every Cover



Tells A Story

Member Article

By Jim Grundy

Every Cover Tells a Story



At first glance, this First Flight Cover for the first Pan American Airline Clipper flying the F.A.M. (Foreign Air Mail) 22 route from Miami to Leopoldville, Belgian Congo appears to be a typical First Flight cover. However, the cancel on the cover is significant. The world situation on December 6, 1941, was dire. Germany had invaded France, was defeating the English in North Africa, and bombing London. On December 7th, the Japanese would attack Pearl Harbor and bring the United States into World War II. With the Japanese attacks in the Pacific and the winter weather in the North Atlantic, the F.A.M. 22 route across the South Atlantic Ocean would be the only available air route to Africa, Europe, and points west. The United States was lucky that F.A.M. 22 existed—or was it more than luck. This cover unlocks a story that started way before December 6, 1941.

Juan Trippi left Yale University in 1917 to become a pilot. Unfortunately for him, the war ended, and he was discharged. Returning to Yale, he graduated in 1921 but never lost his love of aviation. Feeling that the future of aviation was in international routes, Trippi moved to Florida to investigate flying commercial air routes into Central and South America. In 1927, three Army Air Corps Majors approached Trippi about forming a “shell” airline company designed to compete with the existing German airline routes.


After World War I ended, Germany had sent former fighter pilots to key locations in the Southern Hemisphere to establish airports and offices to support Germany's growing commercial airline business. Shortly after this "shell company" was formed, it merged with two established airlines. Juan Trippe became president of the new company and Pan American World Airlines was born. Under Trippe's leadership, Pan American World Airlines rapidly grew. Using its Clipper seaplanes, Pan American Airlines controlled the routes to the islands in the Pacific Ocean and major cities in Asia. By 1940, Pan American Airlines flew half the total miles flown by all U.S. airlines with over 250 airfields worldwide.

The formation and growth of Pan American Airlines is only one half of the story. The rise of the Nazi Party in Germany during the 1930's raised the question of their participation in Africa and the Americas. It appeared that the fighter pilots that were sent in after World War I and the great interest that German airlines had in this area were not a coincidence. With transoceanic flight becoming possible in the 1930's, the fear that the Western Hemisphere and North and Central Africa were vulnerable to Nazi attacks and that they could easily take over Central and South America plus the Panama Canal. In 1938, President Franklin D. Roosevelt and his Secretary of War Henry Stimson realized that their fears of Germany expanding into Africa and the Americas were coming true. Roosevelt wanted a system of air routes and facilities in these sensitive areas. Since Pan American Airlines had already accomplished these tasks, Stimson met with Trippe to ask him to upgrade his airfield, seaplane bases, and communication facilities to accomplish Roosevelt's plan. The trick was to make these improvements look commercial not military driven. Trippe purchased a fleet of new Boeing seaplanes that had further range and a better fuel economy than the German planes. He reduced ticket prices and increased the number of flights that eventually drove the German competition out of business. Military pilots flew as civilian pilots to learn how to fly at night and in bad weather. The Secret Service trained several PAA employees as spies and sent them to work as airline employees in sensitive areas. Flying high over the Caribbean and South Atlantic, the seaplanes could observe the movements of German submarines. These were only a few of the services that Pan American Airlines provided to aid "The War Effort".

Although F.A.M. 22 was to be a commercial route that started in Miami, flew to Puerto Rico, then along the Northwest coast of South America to Natal, Brazil, across the Atlantic Ocean to Bathurst, Gambia, and then on to Leopoldville, Belgian Congo, the United States entering made F.A.M. a key military lifeline. As the war progressed, F.A.M. 22 was extended to Cairo, then to India, then “over the Hump” into China. This F.A.M. 22 cover had a story to tell before and after its first flight on December 6, 1941.

- Jim -





**OLD IRONSIDES
WORLD'S OLDEST WARSHIP**

Member Article

By Bob McArthur

USS Constitution Tour Port Visit Covers and Cachets



USS Constitution Tour Port Visit Covers and Cachets



USS Constitution, US Postage Stamp 1947 Scott #951

The oldest commissioned ship in the United States Navy and the most famous ship in the United States Navy is the frigate USS Constitution. The Constitution is a three-masted wooden-hulled heavy frigate. She is the world's oldest ship still afloat. She was launched in 1797, one of six original frigates authorized for construction by the Naval Act of 1794 and the third constructed. The name "Constitution" was among ten names submitted to President George Washington for approval.



USS Constitution Engages HMS Guerriere

She served in the Quasi-war with France, the wars against the Barbary Pirates, and most famously in the War of 1812 where she defeated six ships of the Britain's Royal Navy. It was her victory over HMS *Guerriere* that earned her the name *Old Ironsides* and pride of place in the history of the U.S. Navy. Following her active service, she was retired in 1881 and filled a number of roles. At one point, she was a barracks ship. Finally, she was designated a museum ship in 1907.




Constitution as she appeared in 1803

It was evident by the early 1920's that the Constitution was badly deteriorated and that only a major restoration could save her. Congress grudgingly authorized \$300,000 for this purpose and the rest of the almost \$1 million cost was raised by public donations and subscriptions. Work began in 1927 and the ship was recommissioned on July 1, 1931. The ship was captained by Commander Louis J. Gulliver, U.S. Navy and crewed with sixty officers and men, fifteen marines, and a pet monkey named Rosie.

Secretary of the Navy Charles Francis Adams proposed that Constitution make a tour of the United States upon her completion, as a gift to the nation for its efforts to help restore her. Permission was granted and the ship began a tour of ports on the East and West coasts which would last almost three years.

No sooner had the tour been announced than it grabbed the attention of cover collectors. A number of collectors on the west coast formed the Constitution Cover Council to coordinate all aspects of the production and issuance of USS Constitution cachets. The council arranged for cover sponsors and coordinated the program with the ship. "Official" covers appear to have sponsors whereas "unofficial" covers either did not have a sponsor or were produced by persons or organizations other than the cover council. One of the members of this council was Chief Gunners Mate (retired) William G. Crosby. This is the same Crosby who produced all the first day cover cachets with the glued-on photographs. The council prepared several cachets for each of the west coast ports visited by the Constitution.



USS Constitution Cover signed by W.G. Crosby

Crosby was the Cachet program director for San Pedro. He may or may not have designed the cachet on this cover. Note also that the date is incorrect. Constitution was in port San Pedro on October 21, 1933 not 1936 or 1938.



USS Constitution cover signed by Captain Gulliver

The Constitution cachets vary greatly in both artistic sensibility and quality of production. The cachets seem to be evenly divided between those that were professionally printed and those that were simply rubber stamped. Both types show up with different colors of the same design. Designs range from the crude to the striking. Cachets were printed using letter press, silk screen, and rubber stamps.

The postal clerk on the Constitution was Storekeeper First Class Robert Craig. He was assisted by Boatswains Mate First Class Robert Craig. The post office occupied a small area in the ship's office. Mail from the Constitution was cancelled by means of a rubber hand stamp. The stamp consisted of a large circle with the words "USS Constitution" and the date. The date was changed by means of insert plugs. Adjoining the circle on the right were three killer bars. The ship's location was placed between the bars, again by the use of inserts. The Naval Cover Museum has an excellent discussion of USS Constitution postmarks with examples of all that were used during the cruise. See

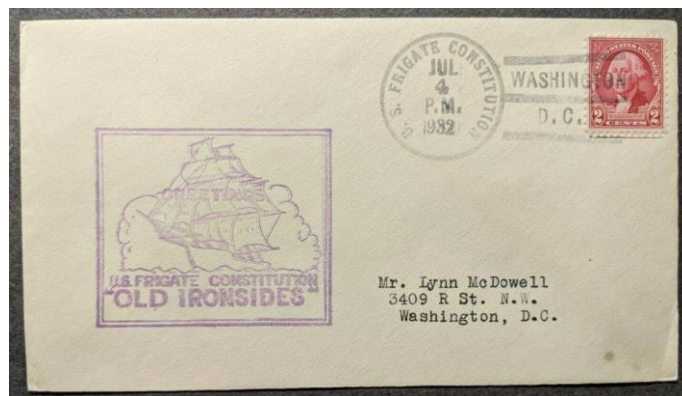
[\(CONSTITUTION \(None\) - NavalCoverMuseum\)](#)

It has been estimated that Constitution's small post office handled over four million pieces of outgoing mail during the three years of the cruise. These included covers with both "official" and "unofficial" cachets as well as the ship's official mail and the crew's personal mail.


Constitution covers are easy to find and start around five dollars each. Some sell for several hundred dollars. As a general rule, the smaller the visited port, the rarer the cover. Covers autographed by members of the Cachet Council, local dignitaries, Captain Gulliver and others obviously command a premium. Constitution event covers can also be found commemorating such happenings as the anniversary of the Constitution's commissioning and the birthday of the Navy.




USS Constitution cover with San Diego postmark



USS Constitution cover postmarked Independence Day



USS Constitution cover postmarked on Thanksgiving Day at San Diego



USS Constitution cover commemorating Christopher Columbus

USS Constitution National Cruise 1931-1934


Covers with and without cachets exist for each port of call.

<u>Outbound</u>	<u>Arrived Port of Call</u>	<u>Departed</u>	<u>Berth</u>
-----	Boston, MA	2 Jul 1931	Pier 4A Boston Navy Yard
2 Jul 1931	Gloucester, MA	3 Jul 1931	Anchored Gloucester Harbor
3 Jul 1931	Portsmouth, NH	12 Jul 1931	Naval Shipyard
13 Jul 1931	Bar Harbor, ME	13 Jul 1931	Anchored
14 Jul 1931	Bath, ME	17 Jul 1931	Anchored
17 Jul 1931	Portland, ME	23 Jul 1931	State Pier
23 Jul 1931	Gloucester, MA	29 Jul 1931	Anchored Gloucester Harbor
29 Jul 1931	Marblehead, MA	30 Jul 1931	Moored buoy
31 Jul 1931	New Bedford, MA	6 Aug 1931	State Pier
6 Aug 1931	Providence, RI	10 Aug 1931	Municipal Wharf
10 Aug 1931	Newport, RI	13 Aug 1931	Moored Buoy #10
13 Aug 1931	New London, CT	20 Aug 1931	State Pier
20 Aug 1931	Fort Pond Bay, NY	25 Aug 1931	Anchored
25 Aug 1931	Oyster Bay, NY	28 Aug 1931	Anchored
29 Aug 1931	New York, NY	14 Sep 1931	Pier #79
16 Sep 1931	Wilmington, DE	18 Sep 1931	Marine Terminal
18 Sep 1931	Philadelphia, PA	1 Oct 1931	Pier #30
2 Oct 1931	Newport News, VA	9 Oct 1931	Warwick Machine Co. Pier
9 Oct 1931	Norfolk, VA	16 Oct 1931	Jones Warehouse Pier
16 Oct 1931	Yorktown, VA	23 Oct 1931	Moored Buoy
24 Oct 1931	Baltimore, MD	2 Nov 1931	Broadway Pier
2 Nov 1931	Annapolis, MD	5 Nov 1931	Anchored
7 Nov 1931	Washington, DC	18 Nov 1931	Anch. Washington Navy Yard
21 Nov 1931	Wilmington, DE	30 Nov 1931	Customs Dock
1 Dec 1931	Charleston, SC	6 Dec 1931	Columbus Street Wharf
7 Dec 1931	Savannah, GA	11 Dec 1931	
12 Dec 1931	Brunswick, GA	15 Dec 1931	Southern Railway Dock
16 Dec 1931	Jacksonville, FL	21 Dec 1931	
23 Dec 1931	Miami, FL	30 Dec 1931	
31 Dec 1931	Key West, FL	4 Jan 1932	Porter Dock
6 Jan 1932	Pensacola FL	11 Jan 1932	Pier #3
11 Jan 1932	Mobile, AL	18 Jan 1932	Government Street
20 Jan 1932	Baton Rouge, LA	27 Jan 1932	Municipal Wharf
27 Jan 1932	New Orleans, LA	13 Feb 1932	Toulouse Street Wharf
14 Feb 1932	Corpus Christi, TX	23 Feb 1932	Municipal Wharf
24 Feb 1932	Galveston, TX	25 Feb 1932	Pier 20
25 Feb 1932	Houston, TX	1 Mar 1932	Pier #2
1 Mar 1932	Galveston, TX	7 Mar 1932	Pier 20
8 Mar 1932	Beaumont, TX	12 Mar 1932	Pier 1
12 Mar 1932	Port Arthur, TX	17 Mar 1932	Mexican Wharf
17 Mar 1932	Orange, TX	19 Mar 1932	
19 Mar 1932	Lake Charles, LA	22 Mar 1932	
25 Mar 1932	Gulfport, MS	9 Mar 1932	Anchored
30 Mar 1932	Port St. Joe, FL	1 Apr 1932	Anchored

<u>Outbound</u>	<u>Arrived Port of Call</u>	<u>Departed</u>	<u>Berth</u>
3 Apr 1932	Tampa, FL	7 Apr 1932	Municipal Pier
7 Apr 1932	St. Petersburg, FL	9 Apr 1932	Anchored
15 Apr 1932	Quantico, VA	16 Apr 1932	
16 Apr 1932	Washington, D.C.	11 May 1932	Anch. Washington Navy Yard
11 May 1932	Alexandria, VA	12 May 1932	Alexandria Wharf
12 May 1932	Washington, D.C.	8 Dec 1932	Anch. Washington Navy Yard
14 Dec 1932	Guantanamo, Cuba	19 Dec 1932	
22 Dec 1932	Cristobal, Panama	27 Dec 1932	Pier 10
27 Dec 1932	Balboa, Panama	7 Jan 1933	Pier 9B
21 Jan 1933	San Diego, CA	16 Feb 1933	Navy Pier Broadway
17 Feb 1933	San Pedro, CA	10 Mar 1933	Pier 58
10 Mar 1933	Long Beach, CA	19 Mar 1933	
20 Mar 1933	Santa Barbara, CA	20 Mar 1933	Anchored
24 Mar 1933	San Francisco, CA	12 Apr 1933	Pier36
12 Apr 1933	Oakland, CA	26 Apr 1933	Grove Street Pier
26 Apr 1933	Vallejo, CA	2 May 1933	Mare Island Naval Shipyard
6 May 1933	Astoria, OR	15 May 1933	Port Docks
16 May 1933	Gray's Harbor, WA	26 May 1933	Gray's Harbor
27 May 1933	Port Angeles, WA	31 May 1933	the Port of Port Angeles
31 May 1933	Seattle, WA	15 Jun 1933	Pier 41 Smith Cove
15 Jun 1933	Tacoma, WA	22 Jun 1933	McCormick Steamship Pier
22 Jun 1933	Olympia, WA	1 Jul 1933	Port of Olympia
1 Jul 1933	Bremerton, WA	7 Jul 1933	Puget Sound Naval Shipyard
7 Jul 1933	Everett, WA	14 Jul 1933	North Side Pier 1
15 Jul 1933	Bellingham, WA	19 Jul 1933	Municipal Dock
20 Jul 1933	Anacortes, WA	26 Jul 1933	Commercial Avenue Dock

Homeward Bound

31 Aug 1933	San Francisco, CA	15 Sep 1933	Pier 38?
15 Sep 1933	Oakland, CA	29 Sep 1933	Foot of Market Street
29 Sep 1933	Santa Cruz, CA	30 Sep 1933	Anchored
30 Sep 1933	Monterey, CA	1 Oct 1933	Anchored
3 Oct 1933	Santa Barbara, CA	4 Oct 1933	Visit cancelled
4 Oct 1933	Ventura, CA	5 Oct 1933	Anchored
5 Oct 1933	Santa Monica, CA	5 Oct 1933	Anchored
6 Oct 1933	Long Beach, CA	19 Oct 1933	In. Harbor, Berth 48, Pier 1
19 Oct 1933	San Pedro, CA	2 Nov 1933	Navy Landing Pier
2 Nov 1933	Avalon, CA	2 Nov 1933	Anchored Avalon Harbor
3 Nov 1933	San Diego, CA	20 Mar 1934	Navy Pier/E Street
2 Apr 1934	Balboa, Panama	7 Apr 1934	Berth #16
7 Apr 1934	Cristobal, Panama	8 Apr 1934	#10 Pier
14 Apr 1934	St. Petersburg, FL	23 Apr 1934	
27 Apr 1934	Charleston, SC	3 May 1934	
7 May 1934	Boston, MA	-----	Charlestown Navy Yard



USS Constitution cover addressed to Dr. Kretzler. Kretzler was a member of the Cachet Council and was cachet director for Edmonds, WA. The cover is cancelled May 7, 1934, the day Constitution completed its cruise and return to its home port.

References

1. *Cachets of the U.S. Frigate Constitution Pacific Coast Cruise 1933-34; 1934*, by D.C. Bradley (a copy of this rare publication was generously furnished to the author by the library of the Smithsonian Institution).
2. USS Constitution Museum website ussconstitutionmuseum.org
3. USS Constitution deck logs (various dates 1931-1934); held by the National Archives and Records Administration
4. *The East Coast Cruise of the U.S. Frigate Constitution: A Philatelic Narrative; 1934*, by C. L. Albright
5. *The 1931-1934 Cruise of the U.S. Frigate Constitution: A History of the Ship Postal Service and Catalogue of Cachets that were Sponsored at Every Port of Call; 1949*, by C. L. Gwynne.
6. U.S. Naval Cover Museum website navalcovermuseum.org

Additional Research

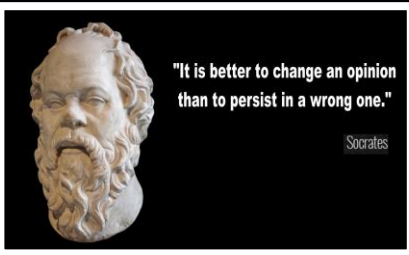
The *Special Collections & Archives Section* of the U.S Naval Academy's Nimitz Library holds the world's premier collection of USS Constitution philatelic material. The collection was assembled by Oscar Hengstler. Mr. Hengstler was an active stamp collector who served as the president of several philatelic organizations over the years. He was very prominent in the American Topical Society. In addition to being a collector, Hengstler was also the designer and purveyor of cachets and covers. The collection consists of almost seven linear feet of material and can be found under MS #283.

Photo Credits

1. Robert McArthur
2. Anton Otto Fischer, *Constitution and Guerriere in Battle*; Department of the Navy via Wiki Commons
3. Attrib. Michel Felice Corné, *Constitution 1803*; USS Constitution Museum via Wiki Commons. This painting served as the model for Scott #4703
4. Robert McArthur
5. Robert McArthur
6. Robert McArthur
7. Robert McArthur
8. Robert McArthur
9. Robert McArthur
10. Robert McArthur



USS Constitution, US Postage Stamp from 2012 Scott #4703



Member Article

By Manny Marti

How A Philatelic Society Changed An Opinion



The following is a translation (original in Spanish and English) of what transpired between Experts, Contributors, and members of the Puerto Rico Philatelic Society (Filatelia de Puerto Rico) in changing a decision made by the Philatelic Foundation (PF) Expert Committee. This occurred on May 7th, 2023. The names in **BLUE** are the comments.

The Philatelic Foundation No. 592678
 22 East 35th Street • 4th Floor
 New York, NY 10016
 EXPERT COMMITTEE 01/17/2023

We have examined the enclosed item, of which a photograph is attached, and *described by the applicant* as follows:

Country: GREAT BRITAIN

Cat. No.	Issue	Denom.	Color
33	1864	1p	red

Scott's unless otherwise specified.
 PLATE 118, USED ABROAD-CANCEL 582, NOGUABO, USED TO HARTFORD, CT.

AND WE ARE OF THE OPINION THAT:
 IT IS A GENUINE USE, THE STAMP FADED, THE COVER WITH A TEAR AT TOP.

592678

EXPERT COMMITTEE

For The Expert Committee
 Chairman

Photocopies of this Certificate are not valid.

Submitted by **CHRIS WARNER**

L 359009

The conversation revolves around the above certificate issued by the PF with regards to the British Overseas cancellation of 582 used in the town of Naguabo, Puerto Rico.

I was recently asked to give an "opinion" on this cover. It was certified by the Philatelic Foundation as genuine. It is described as a British post office Naguabo cover! As we know, Naguabo is one of the scarcest covers in this group, and needless to say \$\$\$\$\$. I disagree with the opinion. They claimed it is number "582". In my humble opinion this is NOT a 582. It has a British stamp #33, plate #118. I am not familiar with the rates from Naguabo to Connecticut, USA. Perhaps someone can help me with this issue. I did a Retro Review, and the number is ????. There is no content. It has the "On her Majesty's Service" on top. What's the significance?? I hope the images project well. To the Facebook experts, what's your opinion. To me it is a UPO (unidentified philatelic cover).

Ronald H. Gonzalez

I believe that there are only three covers with the 582 from NAGUABO. All have been sold in the thousands. The first thing wrong here is that the stamp and cancellation do not tie. For a cover of this value that is a must. Secondly 582 is just in the wishes of the owner. So, in my opinion it is a disgrace that an organization like the Philatelic Foundation certified it as a genuine NAGUABO 582 cover.

Byron Mitchell

Reply to Byron: **Byron Mitchell** I asked the owner the saw question. It appears there is a faint ink marking on the cover. Nevertheless, it proves nothing. I agree with your conclusion. The PF stands his ground in the subject and refuses to change their opinion. I think we as a group need to send a letter to the PF, perhaps coming from the SFPR. But as usual, we complain, and nothing is done. Something you may want to discuss at the zoom meeting and with the board! I may not be able to join today.

Ronald H. Gonzalez

Comment from groupAdmin: They even wrote the name wrong on the NOGUABO certificate!

Luis Gonzalez Perez

comment to Ronald: I am not an expert, but Somewhere in the past I heard/read that the 582 was also used in England. Could this be what we are looking at.

Manuel Marti

Reply **Ronald H. Gonzalez** Yes, I know, The # 582 was used in Worstead, Norfolk, England until 1874. I mentioned it in my reply to the owner. It is completely impossible to understand how the PF can issue a certificate for this. First of all, the 582 of Naguabo is a vertical obliterator, and the one on this cover is horizontal, and even if the number on the cover is 582, it would be the one of Worstead, England. Somewhere I have an illustration of the Worstead obliterator, but don't know exactly where. Attached is a picture of the Naguabo 582 which is on a cover in my collection. Yes, a letter from SFPR to PF would be very appropriate.

Stefan Falkland Heijtz



Yes Stefan, I agree with you. All of those issues are already considered. I am working on a letter to the PF. The more information I get the better. We need to tell the PF their mistake and to correct the certificate description. Wishing you well, and many thanks.

Ronald H. Gonzalez

I understand Stanley Gibbons has a list of the British stamps used in their post offices abroad by plate numbers. I can't find my list. If anyone has a copy, please share with us.

Ronald H. Gonzalez

Only the plates 159 and 165 were used in Naguabo from 1875-1877.

Phil Purzul

Phil Purzul can u indicate your references. If posible a hard copy. You can contact me by messenger. I need evidence for my case. Thanks a lot.

Ronald H. Gonzalez

Scott catalogue. The PF did not have to cross the Atlantic to check Stanley Gibbons. It's been at Scott's all along.

Phil Purzul

Phil Purzul Scott only lists the plate number and the value. Not the list of plate numbers used in the particular towns. If you have a list, let me know.

Ronald H. Gonzalez

those who have not seen the other two covers with the "582" of NAGUABO, here I upload the one that belonged to Gaspar Roca and sold at the auction of his collection in 2006.

Byron Mitchell



Here is Paco Acevedo's sold at the auction of his collection in 2009. I like Paco's better since it is going to a so-called "exotic destination". (rare)



If my memory is not bad, I vaguely remember there is another cover, with a missing stamp. I may be wrong or is my "old timers" disease. If someone has the image or knows about it, please share it with us.

Byron Mitchell

Two Charts showing English stamps used in Puerto Rico

Byron Mitchell

PORTO RICO		NAGUABO	
<p>A British Postal Agency operated at San Juan from 1844. In 1872 further offices were opened at Aguadilla, Arroyo, Mayaguez and Ponce, with Naguabo added three years later. Great Britain stamps were used during 1865-66 and from 1873 to 1877. All the British Agencies closed in 1877.</p> <p>AGUADILLA Stamps of GREAT BRITAIN cancelled "F 84" as Type B.</p> <p>1873 to 1877.</p> <p>Z 1 1d rose-red (1870) (Plate No. 6) ... 70-00 Z 2 1d rose-red (1864-79) ... 40-00 Plate Nos. 119, 122, 139, 149, 156, 160 Z 3 3d blue (1858-69) (Plate No. 14) ... Z 4 3d rose (1867-73) (Plate Nos. 7, 8, 9) ... Z 5 3d rose (1873-76) (Plate No. 12) ... Z 6 4d vermilion (1865-73) (Plate Nos. 12, 13, 14) ... 40-00 Z 7 4d vermilion (1876) (Plate No. 15) ... £160 Z 7a 6d pale buff (1872-73) (Plate No. 11) ... Z 8 6d grey (1874-76) (Plate Nos. 13, 14) ... £225 Z 9 9d straw (1867) ... £150 Z 10 10d red-brown (1867) ... £150 Z 11 1s green (1867-73) (Plate Nos. 4, 5, 6, 7) ... 30-00 Z 12 1s green (1873-77) ... From 40-00 Plate Nos. 8, 9, 10, 11, 12 Z 13 2s blue (1867) ... £225</p>		<p>Stamps of GREAT BRITAIN cancelled "582" as Type 9.</p> <p>1873 to 1877.</p> <p>Z 53 1d rose-red (1870-79) (Plate Nos. 5, 10, 12, 14) ... Z 54 1d rose-red (1864-70) (Plate Nos. 159, 165) ... £375 Z 55 3d rose (1873-76) (Plate Nos. 17, 18) ... Z 56 4d vermilion (1872-73) (Plate Nos. 13, 14) ... From £350 Z 57 4d vermilion (1876) (Plate No. 15) ... Z 58 6d grey (1874-76) (Plate Nos. 14, 15) ... Z 59 9d straw (1867) ... £700 Z 60 10d red-brown (1867) ... Z 61 1s green (1873-77) (Plate Nos. 11, 12) ... £550 Z 62 2s dull blue (1867) (Plate No. 1) ...</p>	
<p>ARROYO Stamps of GREAT BRITAIN cancelled "F 83" as Type 8.</p> <p>1873 to 1877.</p> <p>Z 14 1d rose-red (1870) (Plate No. 5) ... 55-00 Z 15 1d rose-red (1864-79) ... 45-00 Plate Nos. 149, 150, 151, 156, 164, 174, 175 Z 16 11d lake-red (1870) (Plate No. 1, 3) ... Z 17 3d blue (1858-69) (Plate No. 14) ... Z 18 3d rose (1867-73) (Plate Nos. 3, 7, 10) ... 40-00 Z 19 3d rose (1873-76) (Plate Nos. 11, 12, 14, 16, 18) ... 45-00 Z 20 4d vermilion (1865-73) (Plate Nos. 12, 13, 14) ... 36-00 Z 21 4d vermilion (1876) (Plate No. 15) ... £140 Z 22 6d chestnut (1872) (Plate No. 11) ... 50-00 Z 23 6d pale buff (1872) (Plate No. 11) ... 55-00 Z 23a 6d grey (1873) (Plate No. 12) ... Z 24 6d grey (1874-76) (Plate Nos. 13, 14, 15) ... 60-00 Z 25 9d straw (1867) ... £225 Z 26 10d red-brown (1867) ... £150 Z 27 1s green (1865) (Plate No. 4) ... Z 28 1s green (1867-73) (Plate Nos. 4, 5, 6, 7) ... 40-00 Z 29 1s green (1873-77) ... 35-00 Plate Nos. 8, 9, 10, 11, 12, 13 Z 30 2s blue (1867) ... £180 Z 31 5s rose (1867-74) (Plate No. 2) ...</p>		<p>PONCE Stamps of GREAT BRITAIN cancelled "F 88" as Type 8.</p> <p>1873 to 1877.</p> <p>Z 63 1d rose-red (1870) (Plate Nos. 5, 10, 12) ... 45-00 Z 64 1d rose-red (1864-79) ... From 22-00 Plate Nos. 120, 121, 122, 123, 124, 146, 148, 154, 156, 157, 158, 160, 167, 171, 174, 175, 179, 186, 187 Z 65 11d lake-red (1870-74) (Plate No. 3) ... £100 Z 66 3d blue (1858-69) (Plate Nos. 13, 14) ... 40-00 Z 67 3d rose (1867-73) (Plate Nos. 7, 8, 9) ... 34-00 Z 68 3d rose (1873-76) (Plate Nos. 12, 16, 17, 18, 19) ... 32-00 Z 69 4d vermilion (1865-73) ... Plate Nos. 8, 9, 12, 13, 14 Z 70 4d vermilion (1876) (Plate No. 15) ... £140 Z 71 4d sage-green (1877) (Plate Nos. 15, 16) ... £100 Z 72 6d buff (1872-73) (Plate Nos. 11, 12) ... 65-00 Z 73 6d chestnut (1872) (Plate No. 11) ... 45-00 Z 74 6d grey (1873) (Plate No. 12) ... Z 75 6d grey (1874-76) (Plate Nos. 13, 14, 15) ... From 35-00 Z 76 9d straw (1867) ... £130 Z 77 10d red-brown (1867) ... £130 Z 78 1s green (1867-73) (Plate Nos. 4, 6, 7) ... 28-00 Z 79 1s green (1873-77) ... From 26-00 Plate Nos. 8, 9, 10, 11, 12, 13 Z 80 2s blue (1867) ... Z 81 5s rose (1867-74) (Plate No. 1, 2) ... From £300</p>	
<p>MAYAGUEZ Stamps of GREAT BRITAIN cancelled "F 85" as Type 8.</p> <p>1873 to 1877.</p> <p>Z 33 1d rose-red (1870) ... From 45-00 Z 34 1d rose-red (1864-79) ... From 22-00 Plate Nos. 76, 120, 121, 122, 124, 134, 137, 140, 146, 149, 150, 151, 158, 155, 156, 157, 160, 167, 170, 171, 174, 175, 176, 178, 180, 182, 185, 186, 189 Z 34 11d lake-red (1870-74) (Plate Nos. 1, 3) ... 40-00 Z 35 3d blue (1858-69) (Plate Nos. 13, 14, 15) ... 38-00 Z 36 3d rose (1867-73) (Plate Nos. 7, 8, 9, 10) ... 28-00 Z 37 3d rose (1873-76) ... 28-00 Plate Nos. 11, 12, 14, 15, 16, 17, 18, 19 Z 38 4d vermilion (1865-73) (Plate Nos. 11, 12, 13, 14) ... 30-00 Z 39 4d vermilion (1876) (Plate No. 15) ... £135 Z 40 4d sage-green (1877) (Plate No. 15) ... Z 41 6d mauve (1870) (Plate No. 9) ... Z 42 6d buff (1872) (Plate No. 11) ... 70-00 Z 43 6d chestnut (1872) (Plate No. 11) ... 60-00 Z 44 6d grey (1873) (Plate No. 12) ... Z 45 6d grey (1874-76) (Plate Nos. 13, 14, 15, 16) ... 35-00 Z 46 8d orange (1876) ... £150 Z 47 9d straw (1867) ... £125 Z 48 10d red-brown (1867) ... £125 Z 49 1s green (1867-73) (Plate Nos. 4, 5, 6, 7) ... 25-00 Z 50 1s green (1873-77) ... From 30-00 Plate Nos. 8, 9, 10, 11, 12 Z 51 2s blue (1867) ... £160</p>		<p>SAN JUAN CROWNED-CIRCLE HANDSTAMPS CCI CCI SAN JUAN PORTO RICO (R or Black) (25.5.1844) ... Price on cover £750 No CCI may be found on cover, used in conjunction with Spanish colonial adhesive stamps.</p> <p>Stamps of GREAT BRITAIN cancelled "C 61" as in Type 4, 8 or 14</p> <p>1865 and 1873 to 1877</p> <p>Z 82 1d rose-red (1870) (Plate Nos. 5, 10, 15) ... From 30-00 Z 83 1d rose-red (1870) ... Z 84 1d rose-red (1864-79) ... From 18-00 Plate Nos. 73, 74, 81, 82, 90, 94, 101, 101, 102, 107, 117, 122, 124, 125, 127, 136, 137, 138, 140, 145, 146, 149, 153, 156, 159, 160, 162, 163, 169, 171, 172, 173, 174, 175, 179, 181, 182, 186 Z 85 11d lake-red (1870-74) (Plate Nos. 1, 3) ... From 60-00 Z 86 3d blue (1858-69) (Plate Nos. 13, 14) ... From 25-00 Z 87 3d rose (1865) (Plate No. 4) ... 35-00 Z 88 3d rose (1867-73) ... From 25-00 Plate Nos. 5, 6, 7, 8, 9, 10 Z 89 3d rose (1873-76) ... From 25-00 Plate Nos. 11, 12, 14, 15, 16, 17, 18 Z 90 4d vermilion (1865-73) ... From 24-00 Plate Nos. 7, 8, 9, 10, 11, 12, 13, 14 Z 91 4d vermilion (1876) (Plate No. 15) ... £135 Z 92 6d lilac (1865-67) (Plate Nos. 5, 6) ... From 35-00 Z 93 6d lilac (1867) (Plate No. 6) ... 38-00 Z 94 6d violet (1867-70) (Plate Nos. 6, 8, 9) ... From 30-00 Z 95 6d buff (1872-73) (Plate Nos. 11, 12) ... 55-00 Z 96 6d chestnut (1872) (Plate No. 11) ... 35-00 Z 97 6d grey (1873) (Plate No. 12) ... Z 98 6d grey (1874-76) (Plate Nos. 13, 14, 15) ... From 24-00 Z 99 9d straw (1867) ... £140 Z 100 9d straw (1865) ... £110 Z 101 9d straw (1867) ... £110 Z 102 10d red-brown (1867) ... £130</p>	

Z 6	4d	vermilion (1865-73) (Plate Nos. 12, 13, 14)	40-00
Z 7	4d	vermilion (1876) (Plate No. 15)	£160
Z 7a	6d	pale buff (1872-73) (Plate No. 11)	..
Z 8	6d	grey (1874-76) (Plate Nos. 13, 14)	..
Z 9	9d	straw (1867)	£225
Z10	10d	red-brown (1867)	£150
Z11	1s.	green (1867-73) (Plate Nos. 4, 5, 6, 7)	From 32-00
Z12	1s.	green (1873-77)	From 40-00
Z13	2s.	blue (1867)	£225

ARROYO			
Stamps of GREAT BRITAIN cancelled "F 83" as Type 8.			
1873 to 1877.			
Z14	3d.	rose-red (1870) (Plate No. 5)	55-00
Z15	1d.	rose-red (1864-79)	45-00
Plate Nos. 149, 150, 151, 156, 164, 174, 175.			
Z16	1 1/2d.	lake-red (1870) (Plate Nos. 1, 3)	..
Z17	2d.	blue (1858-69) (Plate No. 14)	..
Z18	3d.	rose (1867-73) (Plate Nos. 5, 7, 10)	30-00
Z19	3d.	rose (1873-76) (Plate Nos. 11, 12, 14, 16, 18)	35-00
Z20	4d.	vermilion (1865-73) (Plate Nos. 12, 13, 14)	36-00
Z21	4d.	vermilion (1876) (Plate No. 15)	£140
Z22	6d.	chestnut (1872) (Plate No. 11)	50-00
Z23	6d.	pale buff (1872) (Plate No. 11)	55-00
Z23a	6d.	grey (1873) (Plate No. 12)	..
Z24	6d.	grey (1874-80) (Plate Nos. 13, 14, 15)	50-00
Z25	9d.	straw (1867)	£225
Z26	10d.	red-brown (1867)	£150
Z27	1s.	green (1865) (Plate No. 4)	..
Z28	1s.	green (1867-73) (Plate Nos. 4, 5, 6, 7)	40-00
Z29	1s.	green (1873-77)	35-00
Plate Nos. 8, 9, 10, 11, 12, 13.			
Z30	2s.	blue (1867)	£180
Z31	5s.	rose (1867-74) (Plate No. 2)	..

MAYAGUEZ			
Stamps of GREAT BRITAIN cancelled "F 85" as Type 8.			
1873 to 1877.			
Z32	1d.	rose-red (1870)	From 45-00
Plate Nos. 4, 5, 6, 8, 10, 11.			
Z33	1d.	rose-red (1864-79)	From 22-00
Plate Nos. 120, 121, 122, 124, 134, 137, 140, 146, 149, 150, 151, 158, 155, 156, 157, 160, 167, 170, 171, 174, 175, 176, 178, 180, 182, 185, 186, 189.			
Z34	1 1/2d.	lake-red (1870-74) (Plate Nos. 1, 3)	40-00
Z35	2d.	blue (1858-69) (Plate Nos. 13, 14, 15)	38-00
Z36	3d.	rose (1867-73) (Plate Nos. 7, 8, 9, 10)	28-00
Z37	3d.	rose (1873-76)	28-00
Plate Nos. 11, 12, 14, 15, 16, 17, 18, 19.			
Z38	4d.	vermilion (1865-73) (Plate Nos. 11, 12, 13, 14)	30-00
Z39	4d.	vermilion (1876) (Plate No. 15)	£135
Z40	4d.	sage-green (1877) (Plate No. 15)	..
Z41	6d.	mauve (1870) (Plate No. 9)	..
Z42	6d.	buff (1872) (Plate No. 11)	70-00
Z43	6d.	chestnut (1872) (Plate No. 11)	60-00
Z44	6d.	grey (1873) (Plate No. 12)	..
Z45	6d.	grey (1874-80) (Plate Nos. 13, 14, 15, 16)	35-00
Z46	8d.	orange (1876)	£150
Z47	9d.	straw (1867)	£125
Z48	10d.	red-brown (1867)	£125
Z49	1s.	green (1867-73) (Plate Nos. 4, 5, 6, 7)	25-00
Z50	1s.	green (1873-77)	From 30-00
Plate Nos. 8, 9, 10, 11, 12.			
Z51	2s.	blue (1867)	£160
Z52	5s.	rose (1867-74) (Plate No. 1, 2)	..

PONCE			
Stamps of GREAT BRITAIN cancelled "F 88" as Type 8.			
1873 to 1877.			
Z63	1d.	rose-red (1870) (Plate Nos. 5, 10, 12)	45-00
Z64	1d.	rose-red (1864-79)	From 22-00
Plate Nos. 120, 121, 122, 123, 124, 146, 148, 154, 156, 157, 158, 160, 167, 171, 174, 175, 179, 186, 187.			
Z65	1 1/2d.	lake-red (1870-74) (Plate No. 3)	£100
Z66	2d.	blue (1858-69) (Plate Nos. 13, 14)	40-00
Z67	3d.	rose (1867-73) (Plate Nos. 7, 8, 9)	..
Z68	3d.	rose (1873-76) (Plate Nos. 12, 16, 17, 18, 19)	34-00
Z69	4d.	vermilion (1865-73)	From 32-00
Plate Nos. 8, 9, 12, 13, 14.			
Z70	4d.	vermilion (1876) (Plate No. 15)	£140
Z71	4d.	sage-green (1877) (Plate Nos. 15, 16)	£100
Z72	6d.	buff (1872-73) (Plate Nos. 11, 12)	65-00
Z73	6d.	chestnut (1872) (Plate No. 11)	45-00
Z74	6d.	grey (1873) (Plate No. 12)	..
Z75	6d.	grey (1874-76) (Plate Nos. 13, 14, 15)	From 35-00
Z76	9d.	straw (1867)	£175
Z77	10d.	red-brown (1867)	£130
Z78	1s.	green (1867-73) (Plate Nos. 4, 6, 7)	28-00
Z79	1s.	green (1873-77)	From 28-00
Plate Nos. 8, 9, 10, 11, 12, 13.			
Z80	2s.	blue (1867)	..
Z81	5s.	rose (1867-74) (Plate No. 1, 2)	From £300

SAN JUAN			
CROWNED-CIRCLE HANDSTAMPS			
CC1	CC1	SAN JUAN PORTO RICO (R or Black)	£750
(25, 5, 1844). Price on cover.			
No. CC1 may be found on cover, used in conjunction with Spanish colonial adhesive stamps.			
Stamps of GREAT BRITAIN cancelled "C 61" as in Type 4, 8 or 14.			
1865 to 1866 and 1873 to 1877.			
Z 82	1d.	rose-red (1870) (Plate Nos. 5, 10, 15)	From 30-00
Z 83	1d.	rose-red (1857)	..
Z 84	1d.	rose-red (1864-79)	From 18-00
Plate Nos. 73, 74, 81, 82, 90, 94, 101, 101, 102, 107, 117, 122, 124, 125, 127, 130, 137, 138, 189, 140, 145, 146, 149, 153, 156, 159, 164, 162, 163, 169, 171, 172, 173, 174, 175, 179, 180, 182, 186.			
Z 85	1 1/2d.	lake-red (1870-74) (Plate No. 1, 3)	From 60-00
Z 86	2d.	blue (1858-69) (Plate Nos. 13, 14)	From 25-00
Z 87	3d.	rose (1865) (Plate No. 4)	From 50-00
Z 88	3d.	rose (1867-73)	From 25-00
Plate Nos. 5, 6, 7, 8, 9, 10.			
Z 89	3d.	rose (1873-76)	From 25-00
Plate Nos. 11, 12, 14, 15, 16, 17, 18.			
Z 90	4d.	vermilion (1865-73)	From 24-00
Plate Nos. 7, 8, 9, 10, 11, 12, 13, 14.			
Z 91	4d.	vermilion (1876) (Plate No. 15)	£135
Z 92	6d.	lilac (1865-67) (Plate Nos. 5, 6)	From 35-00
Z 93	6d.	lilac (1867) (Plate No. 6)	38-00
Z 94	6d.	violet (1867-70) (Plate Nos. 6, 8, 9)	From 30-00
Z 95	6d.	buff (1872-73) (Plate Nos. 11, 12)	55-00
Z 96	6d.	chestnut (1872) (Plate No. 11)	35-00
Z 97	6d.	grey (1873) (Plate No. 12)	..
Z 98	6d.	grey (1874-76) (Plate Nos. 13, 14, 15)	From 24-00
Z 99	9d.	straw (1867)	£140
Z100	9d.	straw (1865)	£250
Z101	9d.	straw (1867)	£110
Z102	10d.	red-brown (1867)	£130
Z103	1s.	green (1865) (Plate No. 4)	50-00
Z104	1s.	green (1867-73) (Plate Nos. 4, 5, 6, 7)	From 22-00
Z105	1s.	green (1873-77)	From 28-00
Plate Nos. 8, 9, 10, 11, 12, 13.			
Z106	2s.	blue (1867)	£110
Z107	5s.	rose (1867) (Plate No. 1, 2)	From £260

Byron Mitchell Thank you Byron. Where did this come from? I need the specific references, book, year, edition, page, etc. As I said earlier, this adds credibility to any argument.

Ronald H. Gonzalez

Ronald, this came out of a Staley Gibbons catalog some 20 years ago.

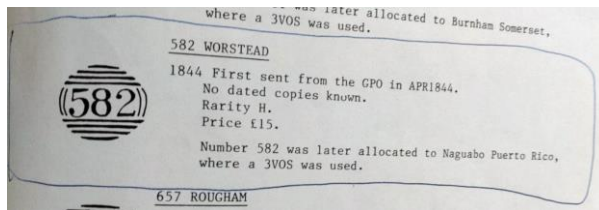
Byron Mitchell

Byron, I asked the owner the same question. It appears there is a faint ink marking on the cover. Nevertheless, it proves nothing. I agree with your conclusion. The PF stands his ground in the subject and refuses to change their opinion. I think we as a group need to send a letter to the PF, perhaps coming from the SFPR. But as usual, we complain, and nothing is done. Something you may want to discuss at the zoom meeting and with the board! I may not be able to join today.

Ronald H. Gonzalez

Attached is an illustration of the 582 cancel used in Worstead, the horizontal type as opposed to the vertical type used in Naguabo. Also a picture of the third Naguabo cover with a missing stamp, from the Roca sale.

Stefan Falkland Hejtz



Recently the owner e mailed me and told me the Philatelic Foundation called him, and they are going to correct the certification. I don't know what that means. I asked him to send me a copy of the "corrected" certification. Will see what they correct. Thanks to all of the participants whom send information.

[Ronald H. Gonzalez](#)

Below is the letter which was sent to the Philatelic Foundation from the President of the Puerto Rico Philatelic Society with their findings with regards to the certification #592678, dated January 17th, 2023. Though a new certificate was issued, if you look you will see that the certificate number is the same., which lead to Ronald Gonzalez comment at the end of this article ([Manuel Marti, author](#))



May 21, 2023

The Philatelic Foundation
353 Lexington Ave
Suite 804
New York, NY 10016

RE: Your Opinion Rendered in Certificate #592678

Dear Gentlemen:

At the request of several members of the Puerto Rico Philatelic Society (Sociedad Filatélica de Puerto Rico) we wish to comment on the contents of Certificate #592678, dated 01/17/23, which reads as follows:
"Country: Great Britain; Cat. No.: 33; issued: 1864; Denomination:1p; Color: Red. Scott's unless otherwise specified: Plate 118, Used Abroad - Cancel 582, Noguabo, used to Hartford, CT. And we are of the opinion that: **It is a genuine use, the stamp faded, the cover with a tear at top.**"

After a review of the certificate by various of our experts on Puerto Rico stamps, as well as the British Post Offices Abroad in Puerto Rico, we believe that said certification is not correct for the following reasons:

One: The cancellation number 582 was used for the town of Worsted, Norfolk, England, up until 1874.

Two: If the stamp is from 1864, then such use was approximately 11 years prior to any stamps arriving at Naguabo (**not Noguabo**), Puerto Rico.

Three: It is not evident on what facts the expert bases the assertion that the stamp was from 1864, since, in the Stanley Gibbons

book titled "Great Britain Volume 1, Queen Victoria", which relies on the official records of the British Postal Services, is stated that: Plate 118, Die I, were printed and used between July 1850 and October 1851. This would mean that the stamp on this cover was printed 21-22 years prior to its purported use.

Four: We enclose an article by Commander D. L. Gordon, RN, titled "The British Post Office at Naguabo", Puerto Rico, which illustrates the actual cancellation applied by that Post Office. It clearly **does not match** the one on said cover. The stamp on cover is equal to the one used in Worsted, Norfolk, England until April 30, 1874.


Five: For reference and verification purposes, page 194 of the 1969 catalogue "British Post Offices Abroad - the Glassco Collection" depicts the correct 25 diam in black ink cancellation, including town and date, of a Naguabo, as required by the Postal Authorities. It distinctly differs from the one on the certified cover.

Six: We processed this cover through the Retro Reveal program by scanning the image of the stamp at a high resolution. This resulted in the number displayed **being 807 and not 582**.

Lastly, in 1875 the cost of mailing a letter was one shilling per ½ oz. The fact that this cover bears the franking of only one penny should also cast additional doubts as to the cover's genuineness.

We are certain that the Philatelic Foundation is keenly aware of the myriad factors in evaluating a philatelic item in order to issue an expert opinion. Furthermore, new information may be obtained, along with enhanced techniques that will improve methods of rendering expert opinions.

It is under such tenor that we respectfully request the Philatelic Foundation to revise the opinion rendered under **Certificate #592678 as unequivocally not a 582 Naguabo**.

Very truly yours,

James R. Auffant
President
Puerto Rico Philatelic Society
sfpr1952.org@gmail.com

Finally, the PF issued a revised certificate. In my opinion, the description is still inaccurate, but at least they indicate "it is not a genuine use". I don't know what they mean with the term "not a genuine use". You can be the judge! **Ronald H. Gonzalez**

The Philatelic Foundation
22 East 35th Street • 4th Floor
New York, NY 10016
EXPERT COMMITTEE

No. 592678
01/17/2023

We have examined the enclosed item, of which a photograph is attached, and described by the applicant as follows:


Country: GREAT BRITAIN

Cat. No.	Issue	Denom.	Color
33	1864	1p	red

Scott's unless otherwise specified.

PLATE 118, USED ABROAD-CANCEL 582, NOGUABO, USED TO HARTFORD, CT.

AND WE ARE OF THE OPINION THAT:
IT IS NOT A GENUINE USE. *****




592678

For The Expert Committee
Chairman

Photocopies of this Certificate are not valid.

Submitted by
CHRIS WARNER

K 349869



Member Article

By David B. Waller

Philatelic Grading: Gum Condition (Late 19th and Early 20th Century Stamps)



In April, the Poway Stamp Club published an article on Philatelic Grading that elaborated on six criteria used when grading stamps. This article discusses gum condition.

In the late 19th and early 20th centuries, gum was applied to postage stamps by hand, using a brush or roller after printing and before perforation. However, this method had the tendency to make the stamps curl because of the varying moisture levels of the gum and its interaction with the paper. In extreme cases, the stamp sheets would spontaneously curl into a tube. Consequently, De La Rue (*i.e.*, a British company headquartered in Basingstoke, England, which is still in business today) developed a gum application machine in 1880 utilizing an existing printing press.

The type of adhesive used most often was gum Arabic, also referred to as gum acacia, gum sudani, and Senegal gum. It is a natural adhesive comprising a mixture of the hardened sap of two species of the *Acacia* tree. Its chemical structure is a complex mixture of glycoproteins and polysaccharides, predominantly polymers of arabinose and galactose that is soluble in water and edible. Figure 1 shows images of powdered gum Arabic being rehydrated to form a paste for application to stamps.




Figure 1. Gum Arabic being mixed by hand at the Bureau of Engraving and Printing prior to being applied to stamps.

Another common adhesive used was dextrin produced by heating starch. Dextrins are a group of low-molecular-weight carbohydrates produced by the hydrolysis of starch and glycogen that may be white, yellow, or brown in color and are partially or fully water-soluble. Because of their chemical structures they form optically active solutions that may be identified by the color produced when mixed with an iodine solution; erythrodextrin producing a red color and achrodextrin producing no color.

Today an early issue United States stamp in mint (unused) condition, without a hinge or hinge mark and pristine gum will command a premium price. That same stamp with gum imperfections can reduce the value by a factor of ten. So what can affect the gum? Heat can cause minute cracking, or discoloration of the gum (Figure 2A). Moisture can disrupt the even distribution of the gum on the stamp or cause the gum to have a glazed appearance. It can also cause the stamp to adhere to its mount causing dull spots (Figure 2C) or loss of the gum resulting in a “thin” (Figure 2D). Touching the gum with moist fingers can result in a permanent fingerprint. High intensity light or illumination over a long period of time can cause the gum to discolor or become brittle. Removal of a hinge can leave a hinge mark (Figure 2E) or create a thin. Most of these imperfections are easily detectable by the naked eye or with a 10X loop.





Figure 2: Damage to the gum on stamps: **A)** cracking, **B)** disturbed gum, **C)** dull spots, **D)** thin, **E)** hinge mark and **F)** hinge remnants.

In some cases, high value stamps with disturbed or damaged gum have had their gum removed so that they could be regummed. The purpose is to entice the buyer to pay a higher price for an otherwise less expensive stamp. Many of these stamps have been expertly altered and are difficult to identify without knowing some key indicators inherent in this process. One of the more obvious indicators is the presence of glue on the stamp perforations. When stamps are torn from their sheets, paper fibers extending from the ends of the remaining perforations are created (Figure 3A). During the regumming process these fibers become innudated with glue and become clearly shiny and semi-translucent (Figure 3B). In some cases, the ends of the perforations are trimmed to remove the glue. However, removal of all the excess glue from the perforations after drying is tedious and is seldom perfect. The process of trimming often causes short perforation making this an additional indicator of regumming.

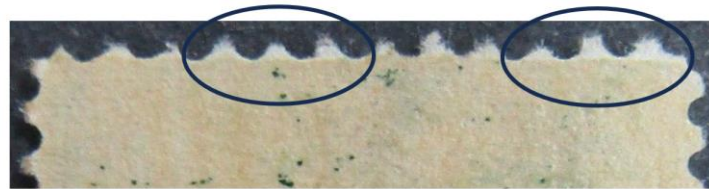
To avoid these two obvious indicators, some individuals regum the back of the stamp without allowing the gum to reach the perforations. In this circumstance, viewing the perforation with a 10X loop can show a color distinction between the presence of the gum and its absence (Figure 3C).



A



B



C

Figure 3: **A)** shows the freely extending paper fibers from the perforations of a stamp that has not been regummed, **B)** shows a stamp that has been regummed where the perforations absorbed the newly applied gum giving them a translucent appearance, **C)** shows a stamp that has been regummed, with a clearly visible line where the gum was applied up to but does not include the perforations.



Figure 4: **A)** shows a stamp that has not been regummed and **B)** shows a stamp that has been regummed. Notice that the gum is slightly more grainy compared to the gum on the stamp in A.

Another obvious indicator of regumming is the unusual texture of the newly applied gum (Figure 4). Often the gum used in the regumming process is relatively thick, in an attempt, to limit the amount of absorption into the perforations. Unfortunately, this can produce more texture than desired and makes the gum appear more grainy (Figure 4B) than the originally applied gum (Figure 4A).

In some cases, regumming is used to cover a thin and the original gum may not have been removed. If a stamp is suspected of being regummed to cover a thin, then back lighting the stamp can often illuminate the thin because the area will be much brighter than the unaffected surrounding portions of the stamp.

Other gum abnormalities include what collectors call “gum skips”. This occurs when bubbles form during the adhesive application process. When these bubbles pop they leave areas that do not contain gum. They are often easily identified because of the difference in color, usually lighter color than areas containing gum, and they are often dull, not possessing the shiny characteristics of the adhesive.

While these abnormalities, imperfections and/or alterations of the gum are not listed by philatelists based on severity, the author recommends the following order of “least-to-most” (*i.e.*, 1 being the least affected to 7 being most affected) invasive impact on the affected stamp (see Table 1).

Table 1:

Alteration	Figure	Comments	Severity (Subjective)
Hinge impression	2E	A hinge mark is present, but no hinge or portion of a hinge remains.	Disturbed gum at the location of the previous attachment of a hinge. Original gum is usually present. 1
Gun skips	None	Areas on the back of a stamp appear to be missing gum and likely occurred during gum application.	These areas are easily observed as missing the color and shine of the adhesive used. This condition likely resulted from bubble formation in the gum application process. 2
Glazed	None	Gum appears to have been remelted and appears significantly glossier than when the gum was originally applied.	Can be difficult to assess, minimal impact on appearance of the back of the stamp if the glaze is uniform. When glaze is not uniform it creates shiny spots (see below). 2
Disturbed gum	2B	Overall disturbance results in a texture of the gum that is significantly different than the texture when the gum was originally applied.	Easily identified and can significantly affect the appearance of the back of the stamp. However, the original gum is still present. 3 (Depending on size of area affected)
Cracked gum	2A	Visibly cracked.	Easily identified and can significantly affect the appearance of the back of the stamp. However, the original gum is still present. 3 (Depending on size of area affected)
Dull and/or shiny spots	2C	Gum not removed but was adhered to something then unstuck leaving a dull mark.	Often times easily identified if viewed with light reflecting off surface of the gum. However, the original gum is still present. 3 (Depending on size of area affected)
Gum missing	None	When backlit there is no obvious thinning.	Observable by a change in color, shine, or texture. The gum is missing but there is little or no damage to the underlying paper. 4
Hinge remnant	2F	A hinge or portion of a hinge remains on the back of the stamp.	When a portion of the hinge remains, it means that there was an attempt to remove it. This could have caused additional damage under or next to the remaining portion of the hinge. 5
Thin	2D & 5	When backlit the affected area is lighter than the surrounding area.	This damage removes not only the gum but also a portion of the paper underlying the hinge. 6
Regummed	3B, 3C & 4B	Original gum removed from the stamp and new gum applied or new gum applied over original gum.	Usually all of the original gum has been removed7




Figure 5: shows one way to determine if there is a thin on a stamp, **A)** the face of stamp Scott no. C18 (Ebay Item No. 386101393110 by NobleSpirit) with no visible signs of a thin, **B)** the back of the same stamp with a circled area showing where the gum is missing and which appears to be a thin and **C)** the same stamp back lit showing the circled area in B) as lighter than the surrounding area of the stamp indicating that this is a thin.

So, how should these types of imperfections be graded? At a minimum, these conditions should be noted on the grading certificate and describe the breadth and scope of the damage. Depending on the extent of the damage, an image of the back of the stamp with circles and/or arrows identifying the affected areas should also be provided. In this article, grading is described for stamps that are free from damage and in a condition that was intended when produced. Consequently, stamps with missing gum, containing a hinge or hinge remnant, a thin or that have been regummed are not the subject of this article.

To establish a grade for stamps with severity ratings of 1 through 3 in Table 1, the author proposes that a stamp which retains full gum but where the gum is disturbed be given a base grade of 50. More specifically, the grade of 50 is given for any stamp that has imperfections to the gum but where the original gum is still present over the entire back of the stamp. Therefore, when grading stamps with imperfections consisting of a hinge impression, glazed areas, cracked gum, dull or shiny spots, gum skips, and generally disturbed gum such as a fingerprint, the author proposes the following: stamps so affected begin with a base grade of 50, the surface area of the disturbance (*i.e.*, a hinge mark, glazed areas, cracking, dull or shiny spots, gum skips, fingerprints, etc.) is determined as a percentage of the total area of the back of the stamp. That value, representing the percentage of the surface area affected, is subtracted from 50 (*i.e.*, the remaining portion of the stamp grade that can be awarded when the base grade is 50) and that remaining number is added to the base grade.

For example, if a stamp has gum cracking on 10% of the surface area of the back of the stamp, then the 50 minus 10 equals 40 (e.g., $50 - 10 = 40$). Forty is then added to the base grade of 50 and the grade becomes 90. If approximately 37% of the surface area of the gum on the back of the stamp is disturbed, then 50 minus 37 equals 13, and the grade becomes 63. Correspondingly, if a hinge mark encompasses 12% of the surface area of the gum on the back of the stamp, then 50 minus 12 equals 38 and the grade becomes 88.

It is important to note that this grade is specifically for the condition of the gum and must be added to the other grades recorded for the stamp (i.e., centering, perforations, color, engraving, registration, etc.) and divided by the number of grades given (i.e., 3, 4, 5, or 6) to obtain the grade for the stamp.

If this or a similar method is accepted, then under some circumstances the grading certificate should provide an image of the back of the stamp with the imperfections circled and/or identified with an arrow(s).

CLASSIFIED

Ads



iHobb.com brings the world's
best brands to collectors



iHobb.com

iHobb.com

So. Cal's first choice for collecting
supplies. Order online, or visit our
warehouse in Oceanside
Monday-Friday 8-4
1684 Ord Way, Oceanside
800-978-5333 760-724-2332

Member Classifieds

*If you would like to have a Free advertisement in the PSC
Newsletter, please email: PSCphilately@gmail.com*

For Sale:

For Sale: Want lists serviced for stamps of Puerto Rico. Fill holes in your collection with mostly lower catalog-value stamps. See Bob at a PSC meeting or call 858-278-7873 Bob Schappelle

For Sale: Worldwide sets, Singles, and Souvenir sheets. Sixty percent off Catalog to all Club Members. Offer valid anywhere you see me.
Phone: 714-476-3698 Email: CBCSTAMP@AOL.com.
Chuck Bigler.

For Sale: Stamps at Bargain Prices, See my Stock. By appointment so please call to set up a time. Home Phone: 858-271-0262 Mobile Phone: 858-449-3047 Al Kish

Bargain Lists:

You May see the most current Lcstamps lists on our Club Webpage at"
<https://powaystampclub.com/lc-corner>

**Complete your U.S. and
International Stamp Collections**

• Country Price Lists • Collections • Mixtures • Special Offerings

www.Lcstamps.com

(60+ years of serving the stamp hobby)

Wanted:

Wanted: U.S. Columbian issue stamps with fancy cancels. Top prices paid.
Contact West Virginia Bob McArthur at rmatsukasa@gmail.com or 1-858-486-9932.

Wanted: All Vietnam. Stamps and covers. Ready to trade or buy outright?
Contact: jschrag1@san.rr.com

Wanted: Puerto Rico Town cancels. Bring to a meeting. Will trade or buy?
See member M. Marti PSC # 410.

Wanted: Used/New Scott's Specialized Color Guide for United States Stamps, Spiral-bound with color chips. Will trade or buy? See member D. Klauber PSC #454

STAMP NEWS



U.S. Postal
Service Reveals
More Stamps

Stamp News 2023



The 2023 stamp program features a broad range of subjects and designs. These miniature works of art highlight our unique American culture and offer a broad selection for those looking to collect stamps or send their mail around the nation or the world,” said USPS Stamp Services Director William Gicker.

OSIRIS-REx stamp

The United States Postal Service has announced details regarding the Sept. 22 first-day ceremony for the nondenominated (66¢) forever stamp commemorating the OSIRIS-REx spacecraft and its planned return to Earth in late September with samples from the asteroid Bennu.



According to an Aug. 17 Postal Service press release, the stamp will be issued Friday, Sept. 22, at 11 a.m. local time (Mountain Daylight Time) at the Clark Planetarium, 110 S. 400 W., in Salt Lake City. Robert Raines, vice president of business solutions for the USPS, will serve as the dedicating official.

Snow Globes – Beloved by children and adults alike, snow globes can be miniature works of art, kitschy souvenirs, or anything in between. Celebrating the spirit of the holidays, the Postal Service captures the playful pleasure of Christmas snow globes on four new stamps. Painting in oil, the artist created spherical snow globes featuring icons of the season: a snowman wearing a jaunty red-and-white scarf; Santa Claus on a rooftop preparing to climb down the chimney; a reindeer standing in a snowy forest; and a snowy tree decorated with colorful ornaments. Art director Derry Noyes designed the stamps with original art by Gregory Manchess.





Piñatas! Forever stamps - The United States Postal Service has kicked off Hispanic Heritage Month with new festive piñatas stamps. **The stamps come in four designs – two donkeys and two seven-pointed stars** – which honor the traditional Mexican fiesta favorites **ROSWELL, NM** — In a colorful nod to Hispanic Heritage Month, which runs from Sept. 15 to Oct. 15, the U.S. Postal Service (USPS) released a new set of Piñatas! Forever stamps. The debut took place at the 36th Annual Piñata Festival, featuring four designs—two donkeys and two seven-pointed stars—commemorating the cultural favorite of traditional Mexican fiestas. This marks the third consecutive year that USPS has issued Hispanic-themed stamps. Last year, the organization launched Mariachi stamps, and in September 2021, it issued Day of the Dead stamps.



Thinking of You Aug. 11- Capturing the excitement and delight of receiving a card in the mail meant just for you, Thinking of You features five stamps in a pane of twenty and a host of die-cut, self-adhesive messages — perfect to accompany letters or cards sent to brighten someone’s day. Each stamp is designed in fun colors with different whimsical images, including flowers, balloons, cute animals, sweet treats, and symbols of good luck. Words of encouragement and thoughtful affirmations surround the stamps on the pane. Art director Greg Breeding designed the stamps with original artwork by Ellen Surrey.

Postal Products

Customers may purchase stamps and other philatelic products through the [Postal Store](https://usps.com/shopstamps) at usps.com/shopstamps, by calling 844-737-7826, by mail through [USA Philatelic](https://usps.com/usa-philatelic), or at Post Office locations nationwide.

New Stamps – Copyright © 2023 USPS. All Rights Reserved