



Tally Solutions Pvt. Ltd.
AMR Tech Park II, No. 23 & 24, Hongasandra,
Hosur Main Road, Bengaluru - 560 068.

TallyCare: 1800 425 8859
help.tallysolutions.com

www.tallysolutions.com

T INFO SOLUTIONS
#9-4-87/47/61, Flat no : 101, First floor,
Opp andhra bank, Tolichowki,
Hyderabad, TS-500008, INDIA.
098854 41375
tinfosolutions@gmail.com &
tinfosolutions@yahoo.com



← → ↻ ⌂ Introducing Tally.ERP 9 Release 6.6 ☆



Growing your business is your top priority. That's why Tally comes with powerful business reports that give you crucial information about your business which you can use to take decisions.


- ✓ Manage your customer and supplier relationships better
- ✓ Be on top of your cash status
- ✓ Always maintain the right stock levels

With Tally.ERP 9 Release 6.6, you get secure access to this business data wherever you want, helping you take business decisions faster.

- ✓ Access business data maintained by your in-house accountant or by an outsourced accountant / Chartered Accountant
- ✓ Generate financial statements / MIS reports securely without depending on anyone
- ✓ Easily get access to business information when you are away from office

Introducing Tally.ERP 9 Release 6.6

Whatever data you need, wherever you need it



With Release 6.6, access important business reports securely from your browser:


- Balance Sheet | Profit & Loss A/C | Cash Flow Summary | Fund Flow Summary
- Cash/Bank Book | Trial Balance | Sales/Purchase Register | Daybook
- Bills Receivable & Payable | Stock Summary | Stock Query

There are many more reports that you can access on your browser with the latest release.

Introducing Tally.ERP 9 Release 6.6

How do I access business data on the move?

Configuring browser-based access to reports takes less than a minute.



First, follow the simple steps on your already installed Tally application:

- ✓ Upgrade to / install Tally.ERP 9 Release 6.6 and load your company
- ✓ Press F4 to connect your company
- ✓ Enable security control from the screen which pops up
- ✓ Now enable browser access to your company by providing your Tally.NET ID


You can also create a new Tally.NET user to give access to your business data. You can do so by clicking on Control Centre -> Login with Tally.NET admin credentials -> User Management -> Register a new Tally.NET user by entering an email ID and accept the screen (The newly registered user will get a link to set a password. Once this is done, the user will be ready to access business reports on browser)

To access data on browser using any device, follow these simple steps:

- ✓ Visit www.tallysolutions.com, click login and enter your Tally.NET ID and password
- ✓ From the list of companies available, select the one you want to view reports for
- ✓ Click on any report to view details (you can drill down to invoices, change period for a report and download any report / invoice as pdf)

Introducing Tally.ERP 9 Release 6.6

The most secure way to access your business data outside your office



Your business data is an extremely sensitive entity and we have ensured that it remains solely with you. Though you will be enjoying the convenience of accessing your data wherever you want, Tally will not store any part of your data, anywhere.

- ✓ Our systems simply move the data between the Tally in your premise and the web browser without storing it
- ✓ The transmission of data takes place through standard and secure https protocol
- ✓ Access control to your business data is completely in your control through Tally's powerful security control capabilities

Download Tally.ERP 9 Release 6.6 today from tallysolutions.com!

Scan the QR code to know more

