




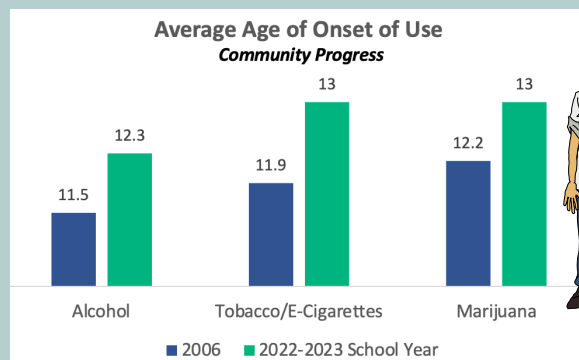
# 2023 YOUTH ASSESSMENT SNAPSHOT



Provided below are highlights from the “Pride PLUS” youth survey completed by 6th, 8th, 10th, and 12th grade students in Marinette and Menominee Counties during the 2022–2023 school year.

## Community Progress

When comparing data from 2006 to 2022, there has been a positive change in the age of first use across all illegal substances. While youth are still engaging in substance use at early ages, in the last 16 years, this delay in use has increased by nearly one year.



## Data Celebration

When students were asked, *Where do you usually drink alcohol?*, a significant percentage of students said they “do not use” alcohol.

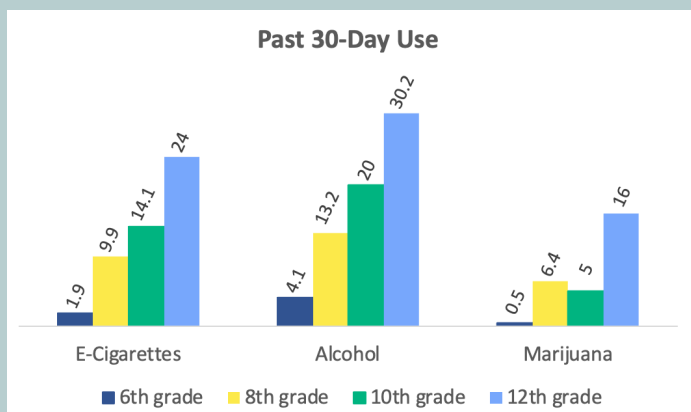
The more adults normalize and share statistics of youth not drinking, the more youth perceptions will change from “everyone’s drinking” to “it’s normal if I choose not to drink”.

Question: “Where do you usually drink alcohol?”

Response: “Do not use”

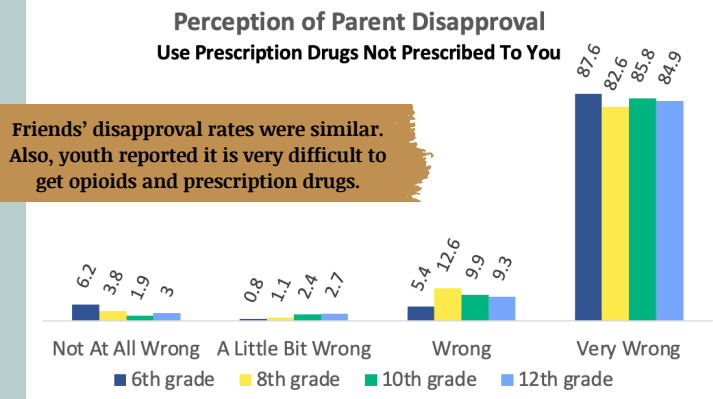
6th grade: 88.8%    8th grade: 83.2%    10th grade: 69.6%    12th grade: 53.3%

## Top Substances of Use



CTC’s Priority Problem Behaviors

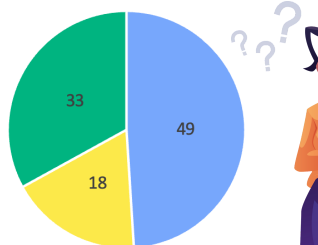
## Youth Are Listening



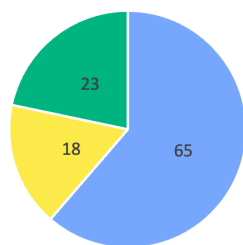
Friends’ disapproval rates were similar. Also, youth reported it is very difficult to get opioids and prescription drugs.

Prevention efforts around the opioid epidemic are working!

### School Activities



### Community Activities



## Protective Factors

Pro-social involvement is a strong protective factor to prevent youth substance use.

Participation in “Sports Teams” and “School Activities” were reported as the top pro-social factors by local youth. Participation in “Community Activities” and “Religious Involvement” were two of the lower pro-social factors reported on by youth.

