

The Texas Gourdzette

Vol 26 Issue 4 December 2020



In This Issue

Best of 2020 Contest
Winners

Patch News and More





Message from the President

Hurray for a new year!! I am sure you feel as I do that 2020 was a long, disappointing year. All our activities have been in limbo long enough. I, and your board, have already begun to plan for what will be a much better year as we get back to the regular schedule we all hope for.

The first activity is the announcement of the “Best of 2020 Contest” winners. There were a total of 17 entries, all of them well done. The winners will be announced in this issue of the Gourdzette. This idea of a virtual contest will be continued by the competition committee with a new contest each quarter of the new year. The first quarter theme is “Masks”.

IMPORTANT REMINDER: It is time again for everyone to renew your membership in the Texas Gourd Society. There are two ways you can do that. There is a Pay Pal button on the web site, or you can send a \$15 check to Cathy West at 1518 Airline Dr. Katy, TX 77493. I have heard from several of our group that they thought they had paid for last years but there was no record of a payment. It is especially important that you make this a priority, and we get an accurate membership list of our group. While you at it, do not forget to join AGS and your local patch also. There will be added perks for members this year.


Keep up the great work creating beautiful gourd projects. You are an amazing group of artists.

Until later...

David

Best of 2020 contest


We were so excited to have the Best of 2020 contest for our members, since our Festival was cancelled. This was a virtual competition judged virtually. We had three outstanding judges for the contest. They are Bonnie Gibson, a very well known gourd artist and Gerald and Debbie Tobola, gallery owners and artists. Gerald and Debbie have judged for TGS, KACCs Southwest Fine Art Gourd show and Gerald has judged for AGS. They each sent in a score sheet. Scores were added and determined the winners. Prizes are 1st place \$100, 2nd place \$50 and 3rd place \$25. Congratulations to the winners. Following are photos of the winners and all entries in the contest. A huge thanks to all of them for entering.



**Margaret
Streams**

2nd
Place

David Cleaveland



3rd
Place

Roy Cavaretta



Susan Ashley




Yoanna Bumgartner



Paul Butcher



Blanche Cavarreta



Shelia Guidry



Sharon Harrison



Darla Hines



Paulette Hunter



Becky Klix



James Medders




Mike Munter



Rebecca Narramore



Lynda Smith



Jeannine Williams

Patch Happenings



[This Photo](#) by Unknown Author is licensed under [CC BY-ND](#)

Only a few patches have been active with Covid 19 still hovering over our state. I hope that all of our members and their families and friends are well and virus free. We do have news from the following patches.

Capitol of Texas Gourd Patch

Howdy!

Well, this crazy year is almost over! Will be anxious to see what 2021 has in store.

The patch has been meeting, wearing masks, space between us working on Halloween projects, egg shell technique. Our next meeting date will be in January to plan the 2021 calendar, so all of us have our “grey cells” –what Sherlock Holmes calls our brains- thinking of projects!

I wanted to say that I am grateful for everyone who is on the Board, Directors and Committee chairs volunteering to stay on for one more year!

This article will be out in January, but I wanted to say this from myself and our patch, hope you have a blessed Thanksgiving,

and a jolly Christmas!

So, with that, will see ya'll next year!

Debbie



**Beverly's fella.
Note he has two
heads.**

Capitol of Texas GP (con'd)



Rona's Pumpkins



Capitol of Texas GP (con'd)



Jeannine showing us her two pieces



Debbie's Ohhhh Noooooo

Capitol of Texas GP (con'd)



Debbie's Windchime

(Capitol of Texas GP (con'd))



I never win items from raffles, but when Roy called me to say AI won this gourd, I just wanted to say "April Fools!!" I am so proud.

Capitol of Texas GP (con'd)



Paul working on egg shells

Hi, I have a suggestion for getting the gourds seeds loosened up before opening-
Shake, shake and shake the gourd really well, and when it is cut open the seeds
and “guts” have been loosened and cleans easier!

It did work for me!

Friends,

Debbie

Dallas Gourd Patch

DGP spent the month of October doing demonstrations at the Dallas Arboretum during their Pumpkin Fest. The weather was beautiful and we had great demos and sales. They even invited us to participate in their Open Air Market the day after Thanksgiving. Sales were great and the attendance of people coming to the Arboretum was outstanding.

As with other gourd groups, we have continued to have Zoom meetings. However, we have had a few play dates for those willing to socialize according to the COVID rules. We will elect new officers in January and will continue with our program planning for next year.

Sue



Sue

Dallas GP (con'd)



Arlington Gourd Patch

By Georgia Cunningham for

Arlington Gourd Patch is still being careful about Covid19, and we are doing it by following the guidelines and mostly staying home. It has hit members with illness and sometimes death of families and friends. Such a sad time 2020 has been with this wide-spread disease. I pray daily for this to end.

Meanwhile, several of our members are keeping busy at home. Georgia Cunningham got excited when she read about “neurographica”. She tried it on a gourd and found it relaxing with a satisfying end result. She used Micron pens and watercolor pencils. (See “Polished Stones”)



Polished Stones

Nancy Walsh got the Christmas spirit early as she created two gourd relate wreaths called “Season’s Greetings” and “Let It Snow”. These are so pretty they are probably sold! See on next page

Arlington Patch (con'd)



Nancy's Season's Greetings



Nancy's Let It Snow

Arlington Patch con'd

Grass doesn't grow under Nancy's feet. She also made a lovely gourd lamp from a gourd. Nancy has a power carver, and she is doing beautiful and intricate work with it. Here is her lamp both lit and unlit.



Nancy's Lamp - Unlit

Lamp Lit

Georgia got inspiration from a gourd she created years ago. Her friend wanted to buy it but someone else beat her to it. I decided to try another one similar to it so she wouldn't be left out. She created "Colorful Spring" from egg shells and alcohol inks.



Colorful Spring

Arrlington Patch (con'd)

It is called the “Skrubba Ultimate Scrub Cloth”. Susan says, “It feels like really rough indoor-outdoor carpet or something, but it makes the best gourd scrubber ever (in my humble opinion)--really attacks the mold on the outside but doesn't scratch the surface.”

Guadalupe Gourd Patch

Our patch has remained fairly active this quarter and has had pretty good health, age considered.

In October Sharon Harrison taught us how to do Inverted coiling on the rim of a gourd. We had a lot of fun with this technique and everyone was pleased with their creations.



David Cleaveland in the foreground really concentrating on what he is doing.

Guadalupe Patch (con'd)



Sharon Harrison demonstrating the leather inverted coiling.



Our Inverted Leather coiling along with a show and tell of the previous meeting where we used Cactus Fiber.

Guadalupe Patch (con'd)

We had a small attendance in November and the plan was to do an abstract design on our gourd. I think we did more talking than working on our gourds. I will leave it at that. We do have fun.

For December we had our annual Christmas Party. Judy Richie provided the food and all gave a donation to the Salvation Army. I'm proud to say that we donated \$225. Then came the fun of opening our presents for the ornament exchange.



Merry Christmas and Happy Holidays to one and all from the Guadalupe Gourd Patch. And, may the New Year bring good health to all.

Blast From The Past

With our Gourd Festivals cancelled across our Nation, we thought it would be fun to share a few photos from the 2004 and 2005 TGS Gourd Festivals. We don't know the names of all the gourd artist and folks, so we are leaving all blank.



The crazy and fun gourd hat parade.



African Gourd Dancers





(47)
I Celebrate America:
Category to express some aspect of American tradition. (Same guidelines as Media-see page 100)









Coastal Bend Gourd Patch

Wonderful news from Shelia Guidry. Her husband, Oren, who was diagnosed with Stage 4 cancer and has been under going treatment, saw his doctor on Dec. 10 and was found to be cancer free. He will be seeing the doctor every 3 weeks for a while. They thank the Lord. Amen.

+++++

WANTED

We would love to have anything gourd related that you would like to share with our members. How about a gourd creation you want to show off. Hints to help others with their gourd work. Tutorials for any type of gourd project. Photos of you gourd garden.

+++++

Introducing the work of Phyliss Sickels of Tucson, AZ

By Judy Richie

Phyliss Sickels is a member of the Arizona Gourd Society and is one of the best gourd artists in the country. She has won numerous awards for her intricate woodburning, sculptures and carvings. You may not know her work since she doesn't teach and stays around the Tucson area. I am the happy owner of the two small gourds that are pictured below. Her website is www.gourdvisions.com and she has several tutorials that are worthwhile checking out. Her work will amaze you.



Announcing the 1st Quarterly Contest for TGS members only.



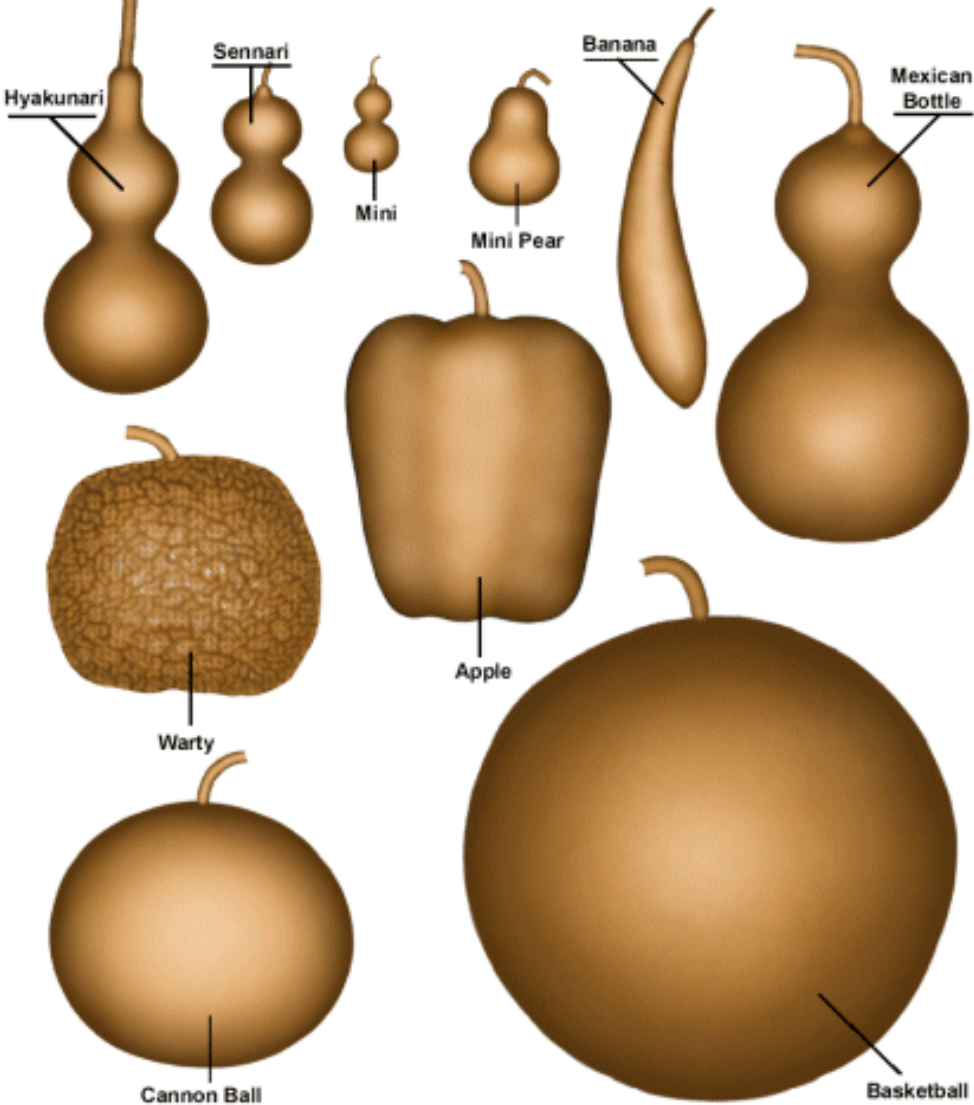
Mask by Shelia Guidry

Mask or Wall hanging

Rules are the mask or wall hanging must not have been in a TGS contest or competition. It must have at least 51 % gourd. This is contest will be judged virtually, so get the best photo you can. Send entries to editor.gourdzette@yahoo.com no later than March 15, 2021. Good luck to all who enter. The first place winner will be awarded \$25. The winner and entrant's photos will be in the 1st issue of April, 2021 **This is for TGS members only.** It's easy to join. Just go to our website www.texasgourdsociety.org and sign up online with Paypal or print the application and mail it in.

Gourd identification charts

Gourd Identification Chart Small & Other Gourds



Gourd Identification Chart

Kettle / Bottle Gourds



African Zulu



Chinese Bottle



Water jug



Corsican Flat



Canteen



Indonesian
Bottle



Goose Neck /
Lump-in-the-
Neck



African wine Kettle



Zucca



Bushel Basket



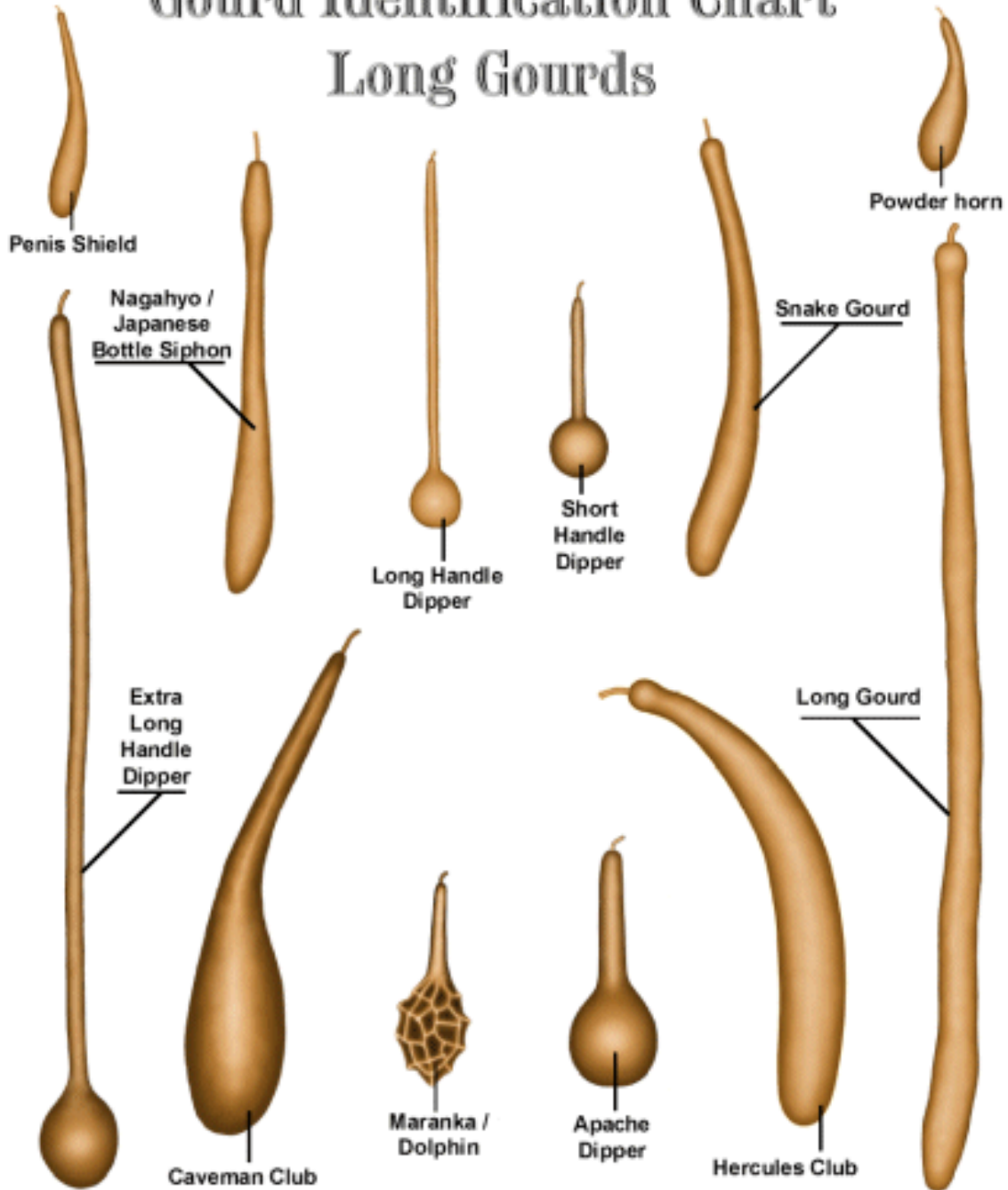
Kettle



Large African Bushel

Gourd Identification Chart

Long Gourds



Don't forget to pay your TGS dues for 2021

www.texasgourdsociety.org

Also, be sure to join the American Gourd Society. You don't want to miss their wonderful magazine.

www.americangourdsociety.org

THE TEXAS GOURDZETTE NEWSLETTER ADVERTISING RATES

AD RATES FOR 1 YEAR (4 issues) Includes a LINK on the TGS website to your website, or your email and/or phone number. Single issue ads do not receive a free website link.

AD RATES PER ISSUE If you buy for a full year, your ad will be placed on the website as a Gourdzette Advertiser.

Full page Ad (8 ½ x 11 inches \$60 per issue

1/2 page Ad \$30 per issue

1/3 page Ad \$15

1/4 page Ad \$18 per issue

1/6 page Ad (3 x 3/5 inches) \$12 per issue

Deadline for ad changes are the first day of January, April, July and October.

Check should be made payable to: Texas Gourd Society

Blanche Cavaretta, Treasurer

220 CR 90E

Hallettsville, Texas 77964

Send ads to editor.gourdzette@yahoo.com Please send photos separately