



THE TEXAS GOURDZETTE

THE NEWLETTER OF THE KAPPA CHAPTER OF THE
AMERICAN GOURD SOCIETY

Volume 28 Issue 4

December 2023



North Texas Gourd Festival

April 19-20, 2024

Lake Granbury Conference Center

| | |
|------------------------------|---------|
| Inside: Patch News | Page 4 |
| Gourd Sightings | Page 11 |
| N. Texas Festival News | Page 12 |
| Grow your own Spinner Gourds | Page 17 |
| Bonus Tutorial | Page 19 |

MISSION STATEMENT

The purpose of the Texas Gourd Society is to promote interest in and appreciation of gourds, both to our membership and to the general public. We will do this by sharing information through education, meetings, festivals and shows related to the culture, history, uses, crafting and artistry of gourds.

2024 TEXAS GOURD SOCIETY OFFICERS

**Becky Klix - President
Marla Garber - Vice President
Rona Thornton - Treasurer
Debbie Garcia - Secretary
Paul Butcher - Membership
David Cleaveland - Immediate Past President
Cathy West - Gourdzette Editor**

TEXAS GOURD SOCIETY EXECUTIVE BOARD MEMBERS

| | |
|--------------------------------------|-------------------------|
| Zeldajean Byrd - Director | Term 2022 - 2024 |
| Blanche Cavarretta - Director | Term 2022 - 2024 |
| Sue Haberer - Director | Term 2024 - 2026 |
| Barbie Holton - Director | Term 2024 - 2026 |
| Sherry Nelson - Director | Term 2022 - 2024 |
| Jill Robinson - Director | Term 2022 - 2024 |
| Sherry Nelson - Director | Term 2022 - 2024 |

Presidents Message



TGS Membership & Gourding Friends,

TGS is busy as we prepare for the First Annual North Texas Gourd Festival that will be held April 19-20, 2024, at the Lake Granbury Conference Center in Granbury, TX. The TGS annual Spring membership meeting will be held on April 19th starting at 6:00pm. We will meet in a private room at Spring Creek BBQ, 317 W Hwy 377, Granbury, TX. Dinner will be available for purchase at the restaurant. If you are interested in teaching a class or becoming a vendor, application information is available on our website at www.texasgourdsociety.org. If you would like to volunteer during the festival, please let us know by sending an email to texasgourdsociety@hotmail.com. Also, check the website for special hotel pricing in Granbury. Looking forward to seeing you there! Remember to invite your family and friends.

The 29th annual Lone Star Gourd Festival will be held October 4-5, 2024, at Dripping Springs Ranch Park in Dripping Springs, TX. A venue move was necessary due to a \$1,000 a day increase in rental price at the Fredericksburg, TX location. Details will be rolled out about the Dripping Springs area hotels, venue, and festival activities, including the Fall membership meeting after we wrap up the N. TX Gourd Festival. Volunteers are needed so, if you would like to volunteer during the festival, please let us know by sending an email to texasgourdsociety@hotmail.com.

TGS Members Roy and Blanche Cavarretta were featured on the Texas Hill Country Reporter television show about gourds. You can watch the full interview on YouTube, just search for "Cavarretta Gourds". You can also find a link to the interview on the TGS website.

The time has come for you to renew your Texas Gourd Society annual membership or join us by becoming a member. Your membership dues fund outreach programs and both festivals. We could not do this without members like you. Please join TGS for another successful year by renewing your membership or joining today. You can submit your 2024 membership payment via PayPal under the "Join Us" tab on the TGS website at www.texasgourdsociety.org. Alternatively, you can print an application and submit your information and payment via mail. Thank you for your continued support of the Texas Gourd Society!

Happy Gourding,
Becky Klix
President, Kappa Chapter

TGS PATCH HAPPENING'S

Cowtown Gourd Patch

Our November meeting, we met at the Stover's house and made reindeer. Our December meeting will be a Christmas potluck lunch and gift exchange followed by planning the next year's meetings.

But the BIG news I want to share is that our patch just participated in a craft fair for the first time!

We designed a logo for our patch, which we put on aprons and a banner. The craft fair was in Bluff Dale on Saturday November 18th. Most of our members participated so we set up two booths together -- one booth was devoted to Christmas items and the other side was devoted to general items. In the Christmas area, we had lots of ornaments hung on a wall of chicken wire as well as a couple of small Christmas trees.

The tables were set up in an "E" formation. In the center we had a shorter table that had some raw gourds for examples, packets of free gourd seeds, information about our gourd patch meetings and handouts about the North Texas Spring Gourd Conference. We had a lot of interest in the gourds and several teachable moments. Quite a few people said what a fun booth we had.

Each of us had some sales. The weather was perfect -- very little wind and lots of sunshine. A positive learning experience for all of us!

Cindy Lear



Capital of Texas Gourd Patch

Howdy,

Let me start off with "Happy New Year"!

The patch has been meeting once a month at different member's homes and have been doing some interesting projects. January we had our meeting to plan the 2024 calendar for projects, gift swap and Rona made her famous turkey chili! I must say, in the past, there has been some stealing of gifts, but this year was the best! There were so many gifts stolen from someone, then from someone else!! A lot of fun, and I really laughed. Suzanne tried to "hide" her gift under the end table, but it was taken not once, but twice!

There are some fun projects planned for this year, just to name a few- washi paper gourd, 2 faced pumpkins, a day of technology. For the rest of the projects, you need to come and join us!!!! We meet every 2nd Saturday, 12:00 – 4:00 pm at different member's homes. Our yearly dues are \$20.00.

So, until we meet again,

Keep gourding!

Debbie

Dallas Gourd Patch

The Dallas Gourd Patch is starting off their new year with their annual Christmas Party in January. We gather at the Elk's Lodge, exchange gifts and have a scrumptious luncheon.

We will be very busy from now until April working on our new and 1st North Texas Gourd Festival to be held April 18-20. Thursday will be the move in day, but we will also offer classes on Thursday. The doors open on Friday and Saturday at 9:00am for the public to visit vendors and attend classes. Classes will be held inside the building except for carving classes which will be held on the beautiful Boardwalk overlooking Lake Granbury. A fishing pier is located on the Boardwalk so if you get tired of carving, walk over to the rail and fish for a while. Next door to the Conference center is a beach where you can escape the crowd and swim, and a boat dock. This festival will be a little different from the regular festivals in that we will not have a formal Gourd Competition with ribbons. However, we will have demos, Make & Take from booths opting to participate, hourly raffles, Kids Make & Take, door prizes and a competitive gourd competition with a theme in which anyone can participate and, of course, a gourd vendor. The Spring Meeting will be held at Spring Creek Barbeque, 317 E Highway 377, Granbury, TX, 76048, on Friday evening starting at 5:30.

If you are a vendor or teacher, you may choose to have a pre ordered lunch Friday and Saturday. This will be available for you to order on the Texas Gourd Society website. Per rules of the Conference Center, no food or drink can be brought into the building except for the pre ordered lunches. Water, coffee, and tea will be available all day for \$6 per day if you choose. That will need to be ordered on the same order form as your meal. Visit texasgouordsociety.org for applications and more information.

For room reservations, look on the web site to find rooms that have been blocked for us. There are many more motels available than those listed but we have been given good rates at these motels. We have special rates until the deadline but most of the motels that blocked rooms for us will give a small discount if you tell them you belong to Texas Gourd society and are there for the North Texas Gourd Festival.

Dallas Patch continued...

The deadline for Teacher Applications is February 16. If you plan on being a vendor, send your application as soon as possible as vendor space is limited.

Help make this an annual festival with lots of **fun and friendship**.

Sue Haberer

[Bay Area Gourd Patch](#)

In October, the Bay Area Patch met with the Southeast Texas patch at Roy and Blanche Cavarretta's house in Hallettsville. Everyone received individual help or learned something new. The combined group learned from Roy and Blanche and from each other. There was great food, fellowship, and gourding. A big thank you to the Cavaretta's for hosting the meeting and sharing their knowledge.

After a busy fall, the Bay Area patch slowed down to enjoy the holidays. We had a luncheon in December at Tookie's Burgers in Kemah. We celebrated our accomplishments for the year and planned new projects for 2024.

Darlene Thornton



[Southeast Gourd Patch](#)

The Southeast Gourd Patch held a joint outing with the Bay Area Patch on Sunday, October 15, 2023, at the home of Roy and Blanche Cavaretta in Hallettsville, TX. We also had the pleasure of having David and Wilma Cleaveland attend.

As people arrived numerous demonstrations were taking place—Roy showing chip carving and tools used, Bobby was wood burning, Kelly was showing how to use an office circle tool to draw diagram on curve. Some of the sources and ideas given to the group were Hobby Lobby for circle templates, Marian Joy for rubber circles, mechanical pencils 7mm lead for drawing design, using potter's wheel adhesive sanding disks to smooth top of cut off gourd.

A delicious lunch was served with a major part of the food provided by Bay Area patch with Southeast patch providing baked beans, scalloped potatoes and oatmeal cake to compliment the wonderful ham and other snacks. Everyone said that "if you went away hungry, it was your own fault."

Southeast Patch continued...

A short business meeting was held to introduce everyone to the new format for the Spring Meet and new place for the Fall Gourd Festival. It was a great day spent with other gourders learning new techniques. Just might have to do this another time.

The Southeast Texas Patch also met on Saturday, January 13, at the home of Nita Beard. The North Texas Gourd Festival and Spring Meet were discussed. Everyone was encouraged to make their hotel reservations and plan to attend. Zeldajean and Nita had volunteered to take care of admissions at the Fall Annual Meeting so they will both be attending. New member, Glenda, is a painter and gourder so she was asked to teach painting roses. We have a talented group, so our calendar will be full of exciting things to learn or have a skill refreshed.

After all this planning, we enjoyed a delicious buffet of taco soup, Mexican elote, green salad and veggie tray, guacamole spread and fruit salad for dessert. Until next time, keep on gourding.

Nita Beard, President
Southeast Texas Gourd Patch



[Guadalupe Gourd Patch](#)

No news from the Guadalupe Patch this Quarter.

[West Texas Gourd Patch](#)

No news from the West Texas Gourd Patch this Quarter.

Community Outreach Events

Central Texas Outreach Update for Capitol of Texas Gourd Patch

By Rona Thornton

TGS Treasurer, Imagination Station, Community Outreach Coordinator

After our final year in Fredericksburg for the Lone Star Gourd Festival I had the opportunity to do some housecleaning at Imagination Station. We had accumulated some wonderful donations and only a couple of boxes went to the storage facility. The rest I squeezed into the SUV and store in my studio and garage for Community Outreach events.

We had 3 events booked in October with the help of Debbie Garcia, COTGP President & TGS Secretary, Lynda Beth Smith, and Becky Klix, TGS President. These 3 venues also participated last year and they re-booked for a fall program early in the summer. All attendees worked diligently on their creation while I talked about the history of gourds and answered questions.

Then in mid-November Debbie and I drove out for an event at the Smithville Garden Club. They're highly organized, took attendance, and had a long meeting. There was a large crowd and good food. They discussed all the community events they're engaged in and we were both impressed with their involvement. I talked about growing gourds in your garden, had a show & tell table with my worldwide collection of finished.

gourds, gave out seeds and plant cuttings, handouts, a Q&A session, did some door prizes, and then those that A big thanks to my patch mates for all their support and volunteering to join me in this endeavor.





AGS Project to Identify Online Classes

AGS has identified a project to create a list of gourd classes offered online.

They have reached out to our members to help identify classes that may exist.

If you teach online gourd classes or know of anyone who does, please submit the information to Terry Noxel at americangourdsociety@gmail.com

The kind of information that might be helpful when making this list would include:

- Name of Instructor
- Email
- Types of classes offered (pyrography, weaving, coiling, painting, carving, specific project and so on)
- Level of class (Beginner, Intermediate, Expert)
- Is there a mailing list for upcoming classes? How to sign up?
- Are the classes recorded and available via YouTube or other service?
- Free or for a fee?
- Links to find the class lists if posted on a website or service provider

Thanks for your help.



Gourd and Fiber Artists

KACC is taking applications for artists wishing to exhibit in the 2024 Southwest Gourd & Fiber Fine Art Show.

To apply, simply register online or download the application from our website, fill it out and send it in!

SOUTHWEST GOURD & FIBER FINE ART SHOW

Date: May 16 - June 29, 2024

Time: 10:00 AM - 4:00 PM

Location:

[228 Earl Garrett St. Kerrville, TX 78028](#) - 830-895-2911

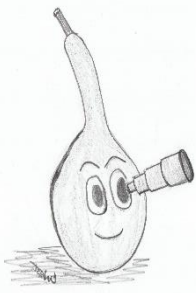


GALLERY HOURS


Sunday-Monday: Closed

Tuesday-Saturday: 10am-4pm

GOURDSIGHTINGS



If you spot a gourd while you're out and about, please take a picture and send it to cmwest389@gmail.com with the location and we will publish in the next Gourdzette. Here are some I spotted.



THESE GOURDS WERE SPOTTED AT A MUSICAL EXHIBIT AT MOODY GARDENS, GALVESTON, TX



THIS WAS SPOTTED BY NITA BEARD





North Texas Gourd Festival

Come & Join us on
April 19-20

*Celebrate
our 1st Annual Gourd
Festival!*

Vendors, Classes, Demos,
Kids Make & Take

Go to texasgourdsociety.org
for more information and
vendor/teacherapplications



Lake Granbury Conference Center
621 E Pearl Street
Granbury, TX

Made with PosterMyWall.com

NORTH TEXAS GOURD FESTIVAL

A lot of work is already going on in preparation for the 1st North Texas Gourd Festival. The Dallas Gourd Patch secured a great venue in Granbury , TX right on Lake Granbury. In addition, they have negotiated some low rates at neighboring hotels.

Here are the rates: Be sure you tell them you're with the TGS North Texas Gourd Festival.

Hotel Rates for Granbury Texas

All hotels require a \$20 per pet, per day fee. 2 pet limits, under 25lbs. \$150.00 fine for pet that are NOT checked in.

**Lake View Inn

1451 E. Pearl Street Granbury, Tx. 76048 817-573-8846

NON-SMOKING ROOM

King Bed- 4/17 – 4/18 \$84.00 + tax

King Bed- 4/19 – 4/20 \$95.00 + tax

Dbl. Queen- 4/17 -4/18 \$89.00 + tax

Dbl. Queen- 4/19 – 4/20 \$99.00 + tax

Must book before April 1st. Ather April 1st all unsold rooms will go back to the system. After April 1st the hotel will off 10% off their regular hotel rate.

Based on availability of rooms.

**Quality Inn and Suites

800 Harbor Lake Drive Granbury, Tx. 76048 817-573-4411

NON-SMOKING ROOMS

King Bed - 4/17-4/18 \$84.45 + tax

King Bed- 4/19 -4/20 \$127.50 +tax

Double Queen - 4/17 – 4/18 \$108.45+tax

Double Queen- 4/19 – 4/20 \$137.50+tax

Must book before March 13th. After the 13th all unsold rooms will be released back to the system.

****Comfort Suites**

903 Harbor Lake Dr. Granbury Tx. 76048 817- 579-5559

NON-SMOKING ROOMS

King Bed 4/17 – 4/20 \$139.00 + tax

Double King 4/17 – 4/20 \$139.00 + tax

Must book before March 17th. After March 17th unsold rooms will be released back to the system.

****Days Inn**

1201 N. Plaza Drive Granbury, Tx. 76048 817-573-2611

NON-SMOKING ROOMS

King Bed- 4/17 – 4/20 \$89.00 + tax

Dbl. Queen 4/17 – 4/20 \$89.00 + Tax

Must book by March 17th. All unsold rooms will be returned to the system.

****Holiday Inn & Suites**

1515 Plaza Dr. North Granbury, Tx. 817-579-9977

NON-SMOKING ROOMS

King Bed- 4/17 – 4/20 \$129.00 +tax

Dbl. Queen 4/17 – 4/20 \$129.00 + tax

***There's a \$20 charge for incidentals. This is refundable.**

Must book by April 5th. After April 5th. all unsold rooms will be returned to the system.

Book early to make sure you get these great rates close to the festival!



The North Texas Festival leaders are looking for teachers who can offer a gourd related class at the festival.

Deadline for teaching applications is Friday, February 16, 2024. Teachers will be notified of acceptance by March 1, 2024. We will be looking for a diverse set of classes, some that are unique and/or new, and great teachers.

Carving classes will have an outside booth/class area. Teachers, you will need to bring your own tent/canopy.

Pyrography/woodburning – If you are teaching or use pyrography/woodburning in your class technique, you will need to bring a covering for the floor, such as a painter’s tarp as these classes will be held indoors.

Applications are available on the TGS Website both electronically and hard copy.

VENDORS

SOLD OUT

VENDOR BOOTHS ARE SOLD OUT FOR THE NORTH TEXAS FESTIVAL

IF YOU WOULD LIKE TO BE WAITLISTED PLEASE COMPLETE A VENDOR APPLICATION AVAILABLE ON THE TGS WEBSITE.

SPRING MEMBERSHIP MEETING

The Spring Membership Meeting will be held on Saturday April 20, 2024 at 6:00 PM at Spring Creek BBQ at 317 W Hwy 377, Granbury, TX 76048. Make plans to attend and contribute your ideas.

FESTIVAL PROGRAM

The Festival team will be creating a festival program and handing them to everyone attending the North Texas Festival in April. Below is what the front page of the brochure will look like. Vendors, local merchants, and anyone interested my purchase an add in the brochure.

Ad rates :

1/3 Page: Black & White - \$25.00 Color - \$35.00

1/2 Page: Black & White - \$40.00 Color - \$50.00

Full Page: Black & White - \$65.00 Color – 70.00

Anyone interested in purchasing an ad can email their name and contact information to texasgourdsociety@hotmail.com



Grow your own Tennessee Spinner Gourd

By Cathy West

As Spring is around the corner now is the time to think about taking a stab at growing some gourds yourself. You don't need a large amount of land to enjoy growing and harvesting a few gourds. Last year, I decided to try to grow some Tennessee Spinner Gourds. I have tried to grow some larger gourds in the past, but the gourd wall came out too thin and they weren't suitable for craft gourds. So, I thought I would try my luck and grow a smaller gourd.

The great thing about Spinner Gourds is they are small and don't take a lot of space to grow. They can be grown in a large pot, a corner of the flower bed, or in a garden. I have a small garden so I chose a corner of that to plant my spinner gourds.

Seeds can be purchased from numerous reputable gourd growers. However, I took a chance and cut open a dried spinner gourd I had and collected all the seeds. In February, I planted twelve 4" pots filled with potting soil with 3 seeds in each pot. I kept them in my screened patio and had 4 of the twelve come up and were viable. When they were about 3" tall and I was comfortable we had our last freeze, I transplanted them to a space in my garden. You could also plant the seeds or the seedlings in a large pot once the last freeze has passed. As they grew, I put a tomato cage over the plant to give it support and keep it corralled.

Once my seedlings began to grow, they put off blooms and they pollinated on their own. I had a good little crop of gourds going.



Gourd starting to grow after pollinating



When the gourd vines turned brown and the stems were completely dried, I picked them. I had about 40 little gourds when I harvested. I green scraped them so they would have a nice look and ended up with over thirty little gourds. I think this year I might try banana gourds and I have ordered my seeds.



My bountiful harvest

If you're feeling adventurous, give it a try. There's something magical about growing a gourd from a tiny seed!

BONUS TUTORIAL

Creating a 'Tooled Leather Look' on a Gourd Reprinted from 2007 Qtr 4 TGS Gourdzette


Generously provided by Sylvia Gaines

Creating realistic leather tooling on a gourd is not as hard as it sounds. Here are step by step directions that you can follow to create that 'tooled' look.

First, do some research and find some leather tooling to look at. If you have some leather belts at home, or a saddle or something that you can refer to, it makes it a lot easier to create realistic looking leather. Good, clear, close-up photography works well too, as well as using the internet as a great reference resource.

Step 1:

I have an area where I want to put leather tooling on my gourd and I have burned an area to look like the stitching. (see Fig. 1) To make the stitching holes, simply burn small dots spaced apart an equal distance as shown here. We'll paint in the stitching later.




Step 2:

Next, draw your pattern on a piece of tracing paper or trace your pattern if you've found one, onto a piece of paper. Then take either black or white transfer paper and slip under your pattern and trace it onto your gourd. I've used white transfer paper to make it easier to see. (see Fig. 2) After you've gotten your pattern transferred onto your gourd you're ready to woodburn it.



Step 3:

Woodburn with any tip you feel most comfortable. I use the point of my pen to outline the outer lines of the pattern. (see Fig. 3) I follow the outlines and then go back and do all the subtle shading afterwards. I burn on top of the surface of the gourd. I do not cut into the gourd with my woodburning tip. I use the same tip for the whole design. The reason I'm not specifying a specific tip is because most people have a tip they feel most comfortable with. Tips are numbered differently by different manufacturers.



Step 4:

After I outline the pattern, I fill in the inside areas with a stippled or solid burn. It doesn't really matter how you fill in the areas. (see Fig. 4) You can also carve out the negative areas with a powercarving tool which will make your leather tooling look even more realistic by giving it another dimension.



Step 5:


Next, I paint in the highlights of the leather and a contrasting darker tone. I mixed White and Sienna acrylic paint to create the highlight color and used the same leather dye for the contrasting dark tone that I used on the outer parts of the gourd. (Fig. 5) I also used white acrylic for the stitching and painted in the spaces between the burned dots that I made before I began burning the pattern. I waited to paint the stitching last so that I didn't smear it when I was working on the other areas of the gourd.



Step 6:

I also painted the dark brown leather dye on top of the dark burned area which gives added dimension. (see Fig. 6) I let this dry over night then spray with a clear coat sealer spray. I like Krylon products but you can use any brand.

And that's how I do my faux leather tooling on gourds. It's a fun and easy way to create a very realistic leather tooling look that really adds character to your gourd.



If you have any news, interesting articles, or gourd sightings, please send them to:

Cmwest389@gmail.com