




How to replace the circuit breaker



1. Loose two screws of the block
(in the red circle),
and then move the block to the left side.



2. Loose four screws of the circuit breaker
(in the red circle),
and then take the wire out.
(Remember the position of the wires)



3. Push the breaker upward to remove it.