

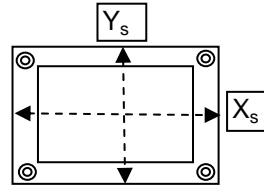
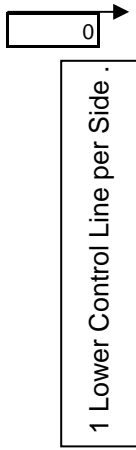
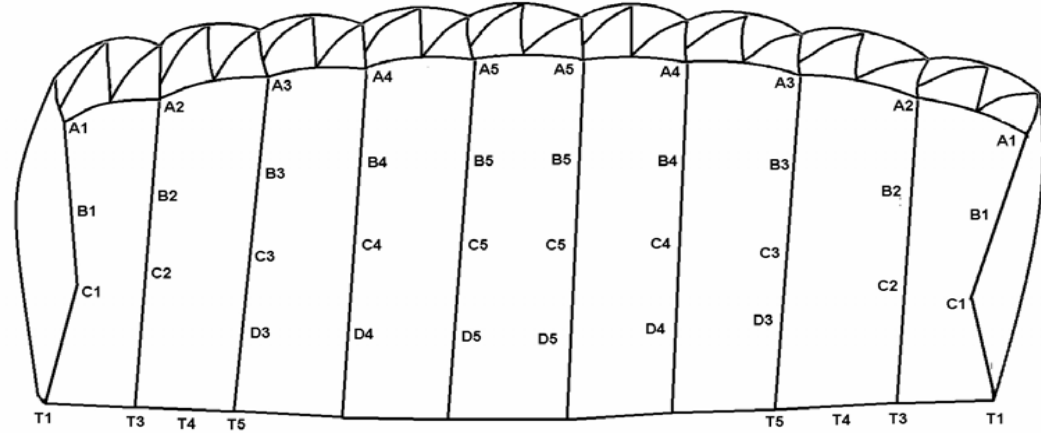
# Line Trim Specification Sheet

Fusion 170

s/n \_\_\_\_\_

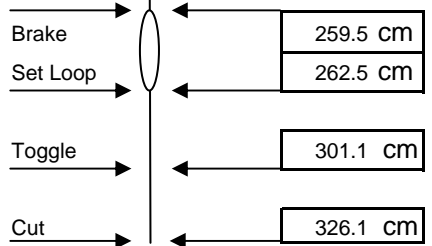


T1	4 Upper Cntrl Lines/Side		
	T3	T4	T5



Slider Dimensions			
Y <sub>s</sub> =	56	cm	
X <sub>s</sub> =	69	cm	
Measure along dotted lines			

Maximum Operating Weight Limit	kg	lbs
	124	272



	1		2		3		4		5	
	cm	inches	cm	inches	cm	inches	cm	inches	cm	inches
A	332.7	131.0	335.6	132.1	335.6	132.1	335.6	132.1	335.6	132.1
B	323.3	127.3	344.0	135.4	342.8	135.0	342.8	135.0	342.8	135.0
C	327.8	129.1	365.4	143.9	358.3	141.0	358.3	141.0	358.3	141.0
D	N/A	N/A	N/A	N/A	380.9	150.0	380.9	150.0	380.9	150.0
T	117.8	46.4	N/A	N/A	108.3	42.6	108.3	42.6	108.3	42.6