

The Front Sight

Published by the
Lemon Grove Rod and Gun Club

Established Circa 1950

June 2024

Incorporated April 1956

President's Message

Jerry Shiller, President

President@lemongrovegclub.com

While the Club is in great shape, with membership increasing and efficiencies improving, there is one problem that is getting worse. I have received several reports of match participants and others visiting the range SPEEDING on the property. This is unacceptable and potentially dangerous. We have a 5-mph speed limit on Club property. Shootmasters, please strongly encourage participants in your matches to slow down. Someone could be injured, or damage could occur to Club or personal property. Speeders, particularly Club members, are subject to disciplinary action, including loss of gate privileges. Please slow down. Also, remember that whenever you go through the front gate, be it open or closed, entering or exiting, you are to swipe your gate card so we have a record of all comings and goings. In the long run this is for your protection. I much prefer writing positive messages, so help me out. Stay safe and share our sport with others.

Board Summary

May 21, 2024

The Board approved 4 new members. The Planning Committee is continuing to evaluate possible ways to bring better restrooms to the Club. Not only are the Porta-Potties less than optimal, they are expensive to keep around. Plans for the Annual Installation of Officers and Member Social to be held on June 29 are progressing. Event Chair Misty Lewis is putting together a fun event for members with shooting in the morning, food, fun, and raffles. Be sure to RSVP if you plan on attending. The Board approved renewal of the Club's property and personal liability insurance policies. This year's premium is \$9,868.

The Law Enforcement Appreciation Day on June 9 is going to be a great event. If you plan on attending, you MUST volunteer to help. Contact Board Member Craig Knox to sign up.

The Board approved the 12-month Sporting Clays maintenance budget. Due to improvements made by Tom Todd, which include more reliable and capable solar panels, the new budget is \$5,000 less than the one for last year. Be sure to thank Tom for his hard work. Range Chair Andy Kyne outlined his plans to continue removing old junk from the range. Some items were dumped by members and others, some items were once used by the Club but have outlived their usefulness. Remember that before you donate something to the Club, you must get Andy's agreement that it is something we can use. Your old lawn mower or other tool is not helpful if we can't use it, or don't want it. The Club dumpsters are not for personal use.

Environmental Training Corner

Lemon Grove Rod & Gun Club is dedicated to promoting environmental stewardship through a program of environmental management. This includes a training program to keep members aware of potentially hazardous conditions which might arise, and to ensure members are aware of their and the Club's responsibilities to keep the Club safe and in compliance with pertinent regulations. Training is an important means of communication to help maintain the environmental management program. To that end, the Club has an Environmental S.O.P. document which guides all of us. It is on file in the Sign-in Shed. A synopsis of the Environmental S.O.P. is included in the Range S.O.P.s as Appendix L.

The monthly article in the Front Sight newsletter is also part of the training program. Members are encouraged to look for these informative articles every month.

Meet New Member

Jerry Cadena

I joined LGRGC mainly because of the great people and the comfortable environment. I was born in Santa Fe springs. We moved to San Diego when I was 8 and never left. I've been a steel worker for the last 30 years with South Bay welding. I started my career in the shop cutting steel plate and now I'm VP of the company. I enjoy shooting clay and spending time in the pistol pit with Blake. I also love fishing from Bass to Blue Fin tuna.



San Diego Guns
5995 Mission Gorge Road Suite C
San Diego, CA 92120

Dallas Martensen
Proprietor
619.564.6965
dallas@sandiegoguns.com
www.sandiegoguns.com

IYC ACADEMY



**KRAV MAGA
SELF DEFENSE**
• KIDS' KRAV MAGA
• KRAV MAGA
• GUN DEFENSE

IYGETSTARTED.COM
IYCKRAVMAGA.COM
IYCEVENTS.COM
619-379-1605
CALL/TEXT



PAUL S. ADAMS

ADAMS LOCKSMITHING
THE KEY TO UNLOCKING YOUR WORRIES

LCO#6412

619-772-5776

Parkway Real Estate

1150 Broadway, Suite 220
El Cajon, CA 92021

Office 619.447.7111
Cell 619.990.1602 ✓
Fax 619.445.6499
Email kirohn@cox.net
Notary Public



Charles A. Kirohn
REALTOR®
DRE# 01205218



MARK PATTISON
MORTGAGE LOAN SPECIALIST
RML0

760.505.2584
MPattison@C2Financial.com

Branch: 9150 Tampa Ave #216
Northridge, CA 91324

C2 NMLS # 135622
C2 CA DRE # 1821026

NMLS # 2334799
CA DRE # 2214831



**THINKING ABOUT SELLING YOUR
HOME OR VACANT LAND?**

CALL
OR
TEXT

Dustin Martin



619.890.3829

KELLERWILLIAMS.

DRE 01961614

eccf

EAST COUNTY COMMUNITY FOUNDATION

A 501 c (3) foundation formed to benefit

East San Diego County Sportsmen

For information or to make a donation,

<http://eastcountycommunityfoundation.org>

Firearms - Metal - Glass - Plastic - Wood

ENGRAVING
SINCE 1985
Store

619-486-6883

1571 North Magnolia Ave. #206
El Cajon, CA 92020

Tim & Daizy Case

LGRGC MEMBER DISCOUNT

LGRGC MEMBER DISCOUNT

CENSORED TACTICAL
CUSTOM HOLSTERS

**USE CODE: LGRGC
FOR A 10% DISCOUNT**

LGRGC Member and Alpine resident
www.CENSORED TACTICAL.com

All items offered for sale must be sold in
accordance with federal, state and local laws.

Advertising

¼ - \$35 per year for non-members or commercial ads. The
year will run concurrently with the membership fiscal year.

Personal ads are free for members and will run for only one
month unless additional months are requested.

Training Corner

Dave Reed

619-757-9407

Members,

Thanks to you and the RSOs who work the ranges, and the Shootmasters who plan and run our events, their work, and your support in following the rules has helped keep all of us safe on the range. Thank you and keep up the good work!

Please read the SOPs and make sure you know and understand the rules so you can follow them.

A REMINDER TO ALL CLUB MEMBERS - NOBODY IS ALLOWED TO SHOOT WITHOUT AN RSO PRESENT AND THE RANGE TIME SCHEDULED ON THE CLUB CALENDAR A MINIMUM OF 24 HOURS IN ADVANCE. THIS MEANS THAT RSO'S CANNOT JUST SHOW UP AND SHOOT. ANYONE CAUGHT VIOLATING THIS WILL LOSE THEIR RSO PRIVILEGES AND WILL NEED TO SPEAK TO THE BOARD TO DETERMINE ANY FOLLOW-ON ACTIONS FOR VIOLATING THE RULES LISTED IN THE SOP.

Firearms Safety Rules that must be always followed:

ALWAYS KEEP THE MUZZLE POINTED IN A SAFE DIRECTION-IF THERE ARE PEOPLE DOWN RANGE IT IS NOT A SAFE DIRECTION - UP IS NOT SAFE AT OUR RANGE!

ALWAYS KEEP YOUR FINGER OFF THE TRIGGER UNTIL YOU ARE READY TO SHOOT YOU SHOULD NOT BE READY TO SHOOT IF THERE ARE PEOPLE DOWNRANGE

ALWAYS KEEP THE GUN UNLOADED UNTIL READY TO USE - YOU SHOULD NOT BE READY TO USE YOUR GUN IF THERE ARE PEOPLE DOWNRANGE.

UPCOMING TRAINING AT LEMON GROVE ROD AND GUN CLUB

We have a ton of great training coming up, both with club members leading it and with national level instructors coming to our range. There is no better way to get some of the best training in the nation from some outstanding instructors. Seats in these classes are limited if you want to attend sign up now. Club members have priority for a limited time, after that they are open to the public, so don't delay or you risk not getting in.

If you have any questions about any of the upcoming training, feel free to email me at davereed2010@gmail.com

The Tatiana Whitlock classes were postponed earlier this month due to rain. I will let you know as soon as the rescheduled dates are confirmed.

Here is our current training schedule:

Defensive Handgun Clinic - 2nd and 4th Friday of every month

Come join us for an instructor-driven clinic to develop good defensive handgun skills and be challenged by ever-changing defensive scenarios. Members and member-accompanied guests 11 years and older are welcome to attend to learn defensive handgun fundamentals. Minors 11-15 must be always accompanied by a non-shooting adult while on the range unless approved by Shootmaster. We will have available instruction on handgun safety, defensive handgun practice, drawing from the holster, and rapid target engagement at distances from close contact to 45 feet.

If you feel intimidated, please join us on the 2nd Friday of the month session where in one night you will become a confident shooter! For first-time shooters or those who have never had formal

handgun training, this class teaches you the basics of grip, stance, sight alignment and trigger control.

The second clinic of the month is held on the 4th Friday of the month. For those who have taken the Beginner Handgun class and have been approved by the Shootmaster, this clinic is designed to hone your skills to become a proficient, confident shooter. The class is limited only by the skills of who shows up, and can involve shooting while moving, multiple target acquisition, one-handed malfunction clearances and low-light shooting. No beginners allowed.

The Frontsight training methods will be used to guide you comfortably and safely through your training. If you have ever heard of Frontsight training in Nevada but could not afford to go, this clinic will help you get prepared for this great training.

Stan Luhr, an NRA RSO, pistol instructor, and 3-time Frontsight Distinguished graduate is your Shootmaster. The course is free for members and \$10 for guests. Advanced registration is required as there will be a limited number of openings for each clinic. If you are a Frontsight graduate and want to help, please join us. Contact Stan at ("sluhr@ppcexpert.com") to sign up now!

CCW SKILLS CHECK CLINIC - 3rd Sunday of every month

This clinic will use practical "real-life" scenario-based stages, and drill-oriented EDC skill building modules, thematically built upon the **AVOID EVADE DEFEN** concepts of smart EDC.

Pre-registration with the clinic Shoot Master is required. A current CA, valid CCW license, must be presented to attend **CCW SCC**. The firearm used must be on the license. Firearm and license check are mandatory, prestart to participate. An appropriate sturdy gun belt with IWB holster, preferably Kydex and two magazines will be needed. All draw work is from concealed Appendix Inside Waist Band. No other carry positions are allowed. Round count variable. Estimate one hundred plus per event.

Cost per event per member \$15. Non-member guests, including prospects, not allowed. Not open to the public.

New participant orientation, firearm and license check begins at 12:30 pm SHARP to align safety protocols and assess dry fire draw skill and safe gun handling skill from concealed, culminating in an abbreviated basic marksmanship live fire from concealed. You must pass the Basic Standard timed draw to first shot at 3 yards, USPCA A Zone hit, in less than 2.25 seconds to qualify for the Clinic. The remaining time of the first hour will be to set the range for that specific clinics course(s) of fire, for the Module. Prior club member participants begin the clinic thereafter, with a Safety Brief at 1:45 pm. If you are late for the New Participant Orientation or to the 1:45 Safety Brief or arrive without being pre-registered for the Clinic you will be unable to participate.

Each monthly **CCW SCC Module** will be preprogrammed similarly, yet differently in advance, with varying practical real life CCW scenarios and drills. Pre-registration is **REQUIRED** due to the scenario and drill staging set-ups and associated materials required for participants in the clinics. The Shoot Master for CCW Skills Check Clinic; Blake Beckcom, is reachable by phone at 619 806 1827.

San Diego County CCW (Initial and Renewal) - 8 AM to 4:30 PM - \$125 for LGRGC Members, \$250 for non-members

Add a gun to permit - 4 PM to 4:30 PM - \$10 for LGRGC Members, \$20 for non-members

Class starts in the training trailer, for adding gun to permit you can meet us in the pistol pit.

You will need:

Note taking material - Can be digital

Pen / Pencil for written test

Lunch/snacks - we will not have time to leave the range for lunch

Non-alcoholic beverages - stay hydrated

Range gear: Eye and ear protection, brimmed hat, closed toed shoes.

Money for class (cash or check)

For primary gun (the one you want to shoot during training portion of class) you will need:

Holster (no shoulder holsters, behind the back holsters or SERPA type holster that require you to use your trigger finger to release the locking mechanism so you can draw your firearm: all of these are dangerous to the shooter and / or others on the firing line) We will discuss at length in class if you have any questions.

3-5 magazines - All but one should be fully loaded when arriving at range. One UNLOADED magazine will be used in the classroom. NO LIVE AMMUNITION IN THE CLASSROOM.

130 rounds of ammunition (on the range - NOT in the classroom)

For any other guns you want added to your permit you will need (no additional cost for those attending class):

15 rounds of ammunition loaded into magazines, 15 additional rounds of ammunition

For any firearm class you ever attend you should bring:

Eyes/Ears/Brimmed Hat

Lubrication for your gun

Batteries for optics

Tools for quick repairs - Small screwdrivers/punches/pliers/etc.

A positive attitude and an inquisitive mind.

The shooting is not the focus of a CCW class, it should just be a demonstration of your ability to safely use a firearm on a perfect day in perfect weather while under little to no stress - your self defense situation will not resemble that in the least - I strongly urge you to train with your firearm much more than the class requires.

The focus of the course is the laws and your mind-set while carrying. You should come in with an open mind and a ton of questions. We will do our best to answer every single question you have, but many are subjective and/or gray areas. Carrying a gun requires a LOT of thinking on your part, be prepared for that. If you just want a class where you come in, listen to a lecture, take a test and leave find someone else to take it with. We are going to have a group conversation about what you can, should, must do in various situations. If you don't actively participate you are wasting your time, my time, and your classmates time.

Before you ever place a gun in your self-defense plan you need to honestly and deeply think about it. Are you capable and willing to take a human life? Under what conditions? For what reasons? Do you understand the ramifications, legal, financial, societal and personal? We will talk about these topics during the class. Those decisions are extremely personal and we don't need you to tell us your answers, but you better be able to answer them to yourself, if you aren't willing to accept all the consequences of carrying a gun - DON'T.

Glock Certified Armory Course

Tuesday, June 11, 2024, 8 am – 5 pm

Cost--\$250 + \$30 for 1-year GSSF membership.

Glock Armorers Course is coming to LGRGC. This is a great opportunity to go far deeper than a field strip of a semi-auto pistol. The course is taught by a Glock Professional Instructor with guns and tools provided by Glock. Students need to provide eye protection and a small flashlight. Lunch is included.

Please see Student Prerequisites; you may need to join

GSSF.

Student Prerequisites

To be eligible to take the Armorers Course you must be a current *Glock Shooting Sports Foundation (GSSF) member (\$30 annual membership), active/retired law enforcement or military, private security, or GLOCK Stocking Dealer/Range Program Employee.

To join GSSF--Glock Shooting Sports Foundation click the link below. Membership is \$30 for one year.

<https://gssf.pro>

For full course description please use the following link:

https://glocktraining.com/files/AC_Course.pdf

Modern Samurai Project - Red Dot Fundamentals & Performance

Wednesday, Sept. 25 & Thursday, Sept. 26, 2024 8:30am-5:00pm

Cost: \$650

<https://www.modernsamuraiproject.com/>

3D ARCHERY

28 Target 3-D archery shoot will be every second Sunday of the month. Shooters can start anytime between sunup and 8:45 AM. Sign up is in the upper sign and shack. Members \$5 active-duty military \$10 guests \$15. All guests must have a current year waiver on file to shoot the course. These are available at the sign-up shack. Contact Ken Closs (619)823-6413 with any questions.



For Sale

Beretta A400 XPLOR in 20 gauge

LOP 14-1/8" 28" barrel

Factory installed recoil reducer

Very soft shooter- good gun for recoil sensitive

Trulock extended chokes- CYL, SKT, IC, SKT2, M & IM

Barely used- owner became disabled

MSRP \$1849 for gun & \$270 for chokes

Pay \$1200 for gun and chokes

Contact Roger Snipes, 619-647-8944, rogersnipes@cox.net

Your Business Here

Put your business card in the
bulletin for only \$35 a year.

Jim Kasten

Perpetual Memorial Cup

You're invited to attend our club annual Jim Kasten Memorial Cup Match. The Jim Kasten Memorial Cup is a Sporting Clays Match consisting of Four yearly matches, 100 clays per match. Cost \$ 45. Per match. Awards eligibility, Jim Kasten Cup will only be awarded to Lemon Grove Shooting club members of good standing highest scorer will be declared match winner. Participants must attend all three yearly matches to be eligible for the awards. Awards will be awarded at the end of the third match.

Dates

08 September
08 December

Starting Times

7:00 AM - Match Registration
8:15 AM - Safety Briefing
9:00 AM - Match Shoot Begins

Bring Grievances, safety issues to the attention of the shootmaster or his/ her staff may be addressed at end of each match.

Shoot Master

Mr. Frank Valdez, Shoot Master - valdezfra@gmail.com - cell: 619-250-4734



Pistol Optics Training

Susan Vandendriessie

On May 3rd Brian Hill of The Complete Combatant, joined us from Dahlonega, Georgia at LGRGC for three days to share his expertise with members. Read more about him and his method on his website

The Complete Combatant
Thecompletecombatant.com

Day one was "Intro to Pistol Optics". This 8-hour class introduced participants to Pistol sighting system, and "finding the dot" with efficiency in a repeatable draw."

As usual, FUNDAMENTALS are the key to everything! In this class participants learned the importance of stance, grip and the inner game of shooting focused on the mental game of accuracy, efficiency, and consistency in personal protection.

On day two and three, "The Inner Game of Shooting", explored training accuracy, speed and performing at the highest level in competition and self-defense situations.

Brian is an outstanding trainer who works around the country helping students improve their shooting skills, explore the mental game of shooting and becoming more confident. Thank you, Dave Reedf, for arranging these valuable sessions. Watch this newsletter for future classes and training to help you become the best shooter you can be.



30 Years of Sporting Clays at LGRGC

Josef Alter

Former Range Chairman and Sporting Clays Shootmaster

This year we celebrate a 30-year anniversary for Lemon Grove Rod and Gun Club Sporting Clays. Thirty years of continuous uninterrupted sporting clays events conducted strictly by club volunteers is no small achievement.

Our first sporting clays events began in early 1994. The effort was spearheaded by John Clark and strongly supported by Jim Kasten, Larry Sanders, Andy Kyne, Mark Jungers, Patrick Mercier, Ron Buop, Fred and Jerry Holden, Jimmy Phillips, Doug Scott, John and Wilma Schreuer, myself and many others. An organizing committee was formed to develop a business plan and request funding from the club to purchase the first clay target hand throwers and station shooting cages from Miramar Trap and Skeet. This initial purchase of clay target equipment was a very contentious issue among some club members who felt that it would create a pathway to a "Shotgun only" club. The motion was hotly contested and debated at a general meeting which finally brought it to a vote among the membership. The motion was approved, funds were allocated, and sporting clays took off.

Our first sporting clays event took in \$48.00. We had 5 stations all with manual target throwers and a hand-made rabbit "machine" that consisted of a sheet metal trough on an incline where a hand rolled rabbit was released. Shooters heard the rabbit clanking down the trough before it appeared. It was so slow that the rabbit would stop and keel over if you did not shoot quickly. Later a generous non-member, Lonnie Bosselman, donated a homemade sit-down battery-operated rabbit machine that could throw single or double rabbits at different speeds. Some of you may remember the red rabbit machine.

In the very early days, sporting clays shoots were held twice a month on Sundays. As word spread through the southern California shotgun shooting community, and more interest was generated, it quickly became the best single event money maker for the club as it still is to this day.



Steve Coffey shooting station

We soon progressed to 10 stations with 5 pullers. Each puller operated 2 hand throwers. After pulling at one station the puller progressed to the next station with the shooting squad and pulled again for the same squad before returning to the previous station to pick up the next squad. Manual clay target throwers offer target presentations that are not possible with automatic machines. Targets were thrown upside down or with the center of the dome knocked out, creating additional challenges for the shooters. One of the more memorable shooting stations was the outhouse on the hill which eventually became the trademark symbol for sporting clays at our club. On the door there is an inscription with the date of commemoration July 1994, and the names of the first volunteer pullers.

North and south timber shooting towers were later added for even greater target variety. Targets were manually thrown directly overhead, from behind, or from beneath where the shooter was standing.

One of the more unique targets that can only be done with a manual thrower was the "nested pair", thrown from the north tower it consisted of a mini placed beneath a standard target. When the standard target was shot and broken the mini appeared from beneath for a second target. Sadly, the north tower no longer exists. The north tower was taken down some years ago and replaced with the original red range truck, shooting over the cab from the truck bed.

There were additional novelty stations added along the course such as the goose pit (just before the south timber tower) and a station with a row boat on springs to simulate shooting ducks or geese passing overhead.



The outhouse shooting station

What made our club unique was the creativity of the shootmaster and the variety of different target presentations offered every month. You never knew what targets and course layout would be presented from month to month. Other clubs where sporting clays was offered often had the same layout and target presentation that never changed. We set ourselves apart from other clubs by offering all the specialty targets; mini's, midi's, battues, teal, chandelles and rabbits. The variety of targets and different course layout from month to month kept shooters coming back for more. Shooters

from as far away as Santa Barbara regularly attended our 4th Sunday Sporting Clays events. We offered LGR&G club hats embroidered with 50 straight and 100 straight. Only one of each has ever been won.

Over time, as event income increased, we were able to acquire some automatic clay target machines. With the continuous acquisition of about 2 new automatic target machines every year, the manual throwers were gradually replaced. The new machines were originally mounted on wooden skids which were later replaced by small utility trailers. Machines, release cords, targets and batteries had to be hauled out on the course at the work party and brought in Sunday afternoon at the end of the event.

Over the years we had some special events like the holiday weekend 2-day 200 bird shoots where the course was changed from one day to the next. Or the traditional New Year's Day 5-stand events which lasted 2 or three days. The highlight was in 2003 when our club was awarded the concession for the NRA Sports Sporting Clays Team Challenge held in conjunction with the super bowl in San Diego that year. It was a tremendous volunteer effort from the club. Wayne LaPierre from the NRA was in attendance along with many Hollywood celebrities and NFL players. It was a great success for the NRA, the NFL, and our club.

The club has long since settled into a regular rhythm of 4th Sunday Sporting Clays and Tuesday 5 stand events. We are the only gun club south of Norco (Raahauge's) that offers regular sporting clays open to the public, and that is only one day per month, on the 4th Sunday.

More recently we have seen the addition of some 4 permanent shooting stations with dedications commemorating past club president Paul Coffey, long time member Jimmy Phillips, Paul Coffey's father Steve Coffey who was an avid shotgun shooter, and a station dedicated to Jim Kasten.

With the recent acquisition of 3 new high capacity machines, we now own 44 sporting clays target machines.

Our current sporting clays course now offers up to 12 stations with 2 machines at each station. Extra machines provide alternate target presentations and/or backup throwers to keep the course running smooth.

Each station is still manned by a volunteer puller. Many of you know them personally, by name if you shoot regularly. A big thank you to all the shoot masters and volunteer pullers who donate their time to ensure a safe and fun clay target shooting experience for all.

With dedicated club volunteer support, especially from our current sporting clays shoot masters and volunteers, the continuation of sporting clays will ensure that Lemon Grove Rod and Gun Club will remain Southern California's "premier shooting facility" for years to come.

Youth Trap

Rick Gilman 619-204-8014

lgrgcyouthtrap@gmail.com

For those of you who may not know, especially new members, the Lemon Grove Rod and Gun Club has a program designed specifically to introduce youth shooters, ages 10 through 17, to the shotgun shooting sport of Trap.

The shoot is open to the public and because the shooters are minors, parents/legal guardians must attend with their youth.

For a flat fee of \$15 per youth (10-17 years old), this event provides 2 rounds of regular trap and one round of doubles.

Emphasis is on safety and proper gun handling.

12- & 20-gauge ammo provided by a NRA Foundation grant.

Shotguns will be provided (if needed)

Shoots are scheduled on the 2nd and 4th Saturday of each month

Registration is 11:30-12:00, Safety briefing is 12:00-12:30, Shooting starts at 12:30 until done (before 4:00pm).

First time shooters will have 1 on 1 coaching on the lower trap field and experienced shooters will shoot on the upper trap field.

The shoot is open to the public and because the shooters are minors, parents/legal guardians must attend with their youth.

Scores count toward NRA marksmanship awards - patches and medals will be awarded when earned.

Please contact the shootmaster for any additional information or to volunteer.

We Appreciate Our Volunteers at LGRGC

The 2023 appreciation gifts have arrived for our terrific top 10% volunteers. It's a classy navy vest with the club logo pictured below. We think you will like it. Please pick yours up at the next board or general meeting.... or see Jim Williams next time you visit LGRGC.

Why is it often said that 10% of members do 90% of the work?

Some folks just try to get by while others jump in and help make an organization run! Why not join us and help if you are interested. Volunteer appreciation gifts are just our way of expressing our gratitude for your time and talents. If you see someone at the range in their 10%er gear - please take a moment to thank them.

If you are interested in helping at LGRGC for a special event, training, admin, workshop, or civic event watch our newsletter or contact Pres., Jerry Shiller or watch this newsletter for opportunities.

Volunteers Needed!



Lemon Grove Rod & Gun Club

Mission Statement

The object of this organization shall be the encouragement of organized rifle, shotgun and pistol shooting with a view toward a better knowledge of the safe handling and proper care of firearms, as well as improved marksmanship. It shall be our further objective and purpose to forward the development of those characteristics of honesty, good fellowship, self-discipline, team play and self-reliance which are essentials of good sportsmanship and the foundation of true patriotism. To foster the maintenance, development, restoration and wise use of all wildlife and other natural resources through education of the people and support of appropriate legislation.

BLACK POWDER

Jerry Shiller

The May black powder match was a shotgun match. We shot from 3 different distances and angles using a 12-gauge muzzleloader. The wind was making the clays dance a bit adding to the fun/difficulty. A perfect score would have been 18; both shooters shot 11s. Andy Kyne won the shoot-off. For the June 16 match, we will be cutting cards on edge at 10-15 yards plus some longer shots at metal targets. The Board of Directors approved the concept of having a Woods Walk match in the gully behind the Pistol Range. I will likely set up the inaugural Walk for July. If you come, plan on carrying all supplies needed to reload and shoot your muzzle loader (No toolboxes allowed)

All members and others are welcome to shoot this match. If you have an interest in muzzleloading firearms, come out and watch. If you let me know in advance, I will bring extra supplies so you can experience the 'dark side'. If you want to shoot the match, come out. Rifles and pistols, percussion or flint, are welcome.

RV Parking Renewal

Wendell Trent is coordinating the stickers for this year so please turn in your RV permission letters to him.

All members wanting to park their RV on the club property shall submit a signed agreement for approval.

Renewals shall be submitted between February 1 and April 30, of each year. Any RV not registered by April 30, will be towed from the property.

The RV parking agreement is available on the website: http://www.lemongroveguncub.com/RV_Parking.pdf

You can also mail them to the club address Attention Wendell Trent.

Note that this must be done every year.

Women on Target

Robyn Chambers

619-787-3309

The next Women on Target event will be held on **Sunday, July 14th.** We need mentors for pistol, rifle, and shotgun. The club provides the firearms for the shotgun and rifle stages as well as all ammo required for the event. The club does not provide handguns, only the ammo for handguns. If you wish to mentor on handgun, we ask that you bring a pistol chambered in .22 LR as well as a 9 MM. For rifles, we like to start the ladies with iron sites and if you have a .22LR with a scope, please bring it. We received feedback from the ladies that they enjoy the option to also use a scope. If you are a first-time pistol mentor for this event, please indicate so in your email and we will team you up with a seasoned event mentor for you to work with. Mentor check-in is **7:00-7:45 am** and the event ends around noon.

We have a full clinic with 45 ladies registered. We need all the help we can get to make this a successful event. This is also a great way to check off your NMA for the year. Please email or call me with the stage you would like to mentor or if you have questions about the event.

If you are a new instructor, let me know your NRA number when you volunteer. We report all mentor's hours to the NRA, so you receive instructor credit for working the event.

If you are a regular mentor, please still contact me to confirm you will be attending.


Situation at the Range?

Contact a board member if there are any situations that effect range operations. For example, a recent homicide investigation resulted in Sycuan Truck Trail being closed so there was no access to the range.

Other board members will be notified and action taken to notify members by mass email, web site notice or other methods as the situation dictates.

No Smoking Areas

Smoking IS **NOT** allowed on the range or in any building with the exception of the picnic area and the area around the utility building.



HAPPY SUMMMER!

Time for new LGRGC Gear?

Lemon Grove Logo Merchandise Store

**Hats, Sweat Shirts, Jackets,
and more!**

**All in a variety of colors, styles and
sizes.**



Online Store: Whether you're shooting with your friends at the club, an outdoor enthusiast, or simply want to represent LGRGC in a classy way...we have you covered! We have built our online store for club merchandise, and we can't wait for you to shop! Check it out today. Thank you! Go to: <https://www.zazzle.com/store/lemongrovetgear> Link in our newsletter too.



Lemon Grove Rod and Gun Club

| Alpine, CA |

Lemon Grove Rod & Gun Club

Summer Trap League

33 men and women are enjoying shooting trap in the Summer Trap League. The league began on Wednesday May 15th and runs through Wednesday June 26th.



The next league will begin mid-July and run through August.

Come and join your fellow LGRGC shotgun shooters for a great afternoon of singles and doubles trap shooting.

For more information contact Kevin King - kevinkingmetwo@outlook.com





GUN ROOM MUNITIONS

*****As of July 1, 2024 sales tax on all firearms and ammunition will increase from 7.75% to 18.75%*****

Shotgun

12ga

- Rio, Fiocchi, Remington, Challenger. All #7.5, available in 1oz and 1 1/8oz. Velocities 1170 to 1200 fps. All cases \$99.50

20ga

- Challenger, #7.5 and #8, 7/8oz, 1200 fps, \$109.50/flat
- Fiocchi 7/8oz, #8, 1210 fps, \$109.50/flat.

28ga

- Fiocchi 28ga, 3/4oz, #8, 1200 fps, \$139.50/flat
- Clever T1 Gold Cup Mirage 28ga, 3/4oz, #8, 1300fps \$135/flat

Pistol

9mm

- Winchester 9mm, 115gr, FMJ, \$289/case of 1,000
- Fiocchi 9mm, 115gr, FMJ, \$289/case of 1,000

Rifle


223/556

- Hornady 223 and 556, 55gr, FMJ, \$625/case of 1,000
- Winchester 223, 55gr, FMJ, \$625/case of 1,000
- PMC Bronze 223, 55gr, FMJ, \$625/case of 1,000

Dan Selis (619) 818-7147 danselis88@gmail.com License #24274

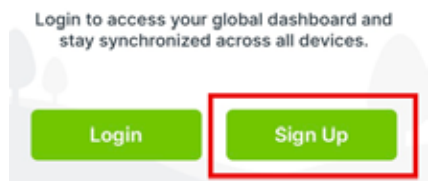
Teamup App for your phone

Ever wanted to see the Lemon Grove Rod and Gun Club calendar on the go from your phone? Download the app today. On an Apple phone, visit the App Store and on an Android phone, visit the Play Store. Search for “Teamup calendar” and download.



The icon will look like this once downloaded to your device.

Open up the app and click Sign Up.



After you sign up, you will be sent an email activation confirmation. Follow the instructions sent in the email to confirm your registration.

Now go back into the app and click on the Login button. You will now need to add the club calendar to your account. Click the green + button located in the bottom right-hand corner. Click, Connect an existing calendar. Enter our calendar number ks5gwh4w3iqp577ufr. Should look like this <https://teamup.com/ks5gwh4w3iqp577ufr> and click Continue.

