


# Game Management



Board 52



# Game Management

- You reach a plateau in judgement & mechanics
- Handling coaches and the game is something that comes with experience
- Communication is a **BIG** part of what we do



# Game Management

- Learn how to talk to coaches
  - How to say it
  - When to say it
  - Who to say it to



**IT'S NOT WHAT YOU SAY,  
IT'S THE WAY YOU SAY IT**

Over 65% communication impact is non verbal



# Game Management

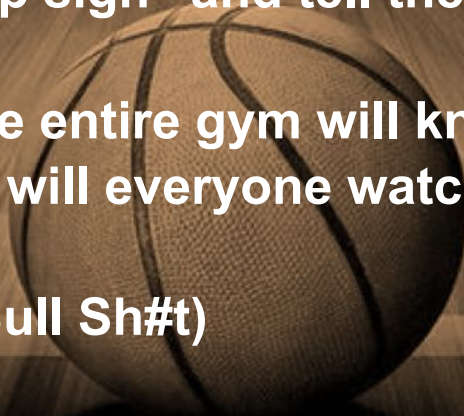
- What do coaches complain about?
- What do coaches want?
- What we can do:
  - Be approachable
  - Don't have a bad attitude
  - Don't ignore the coach, unless....



# Game Management

## Official Warning

- Use the rule as it was intended
- Don't use a bench warning when the coach commits a serious act of unsportsmanlike conduct
- When you've had enough, let the coach know
- Use your hand as a "stop sign" and tell the coach, "STOP"
- By signalling "STOP" the entire gym will know what's going on, and so will everyone watching on video
- ABS (Accumulation of Bull Sh#t)



# Game Management

## Controlling the Benches

- **Don't:**

- Allow a coach to be out of the coaching box
- Allow anyone to scream at you
- Be afraid to call a T

- **Do:**

- Address situations that aren't good for the game
- Set the boundaries between you & the coach
- Draw a line in the sand if you have to
- Make sure the coach & players know that you will not ignore unsportsmanlike acts



# Game Management

## Controlling the Benches

- **When out of the box:**
  - Coaching vs. Complaining
- **What you can say:**
  - “Stop refereeing”
  - “I know you’re coaching, but I can’t have you this far out of the coaching box.”
  - “The table can’t see us...”

**REMEMBER: Geography vs. Behavior**



# Communication

Good communication is a MUST in our business

- It is vital to gain a coaches trust & respect
  - You want the coach to know:
    - You're a good official
    - You're a nice person
    - You'll take care of business, if they cross the line
- 
- A basketball is positioned in the lower center of the frame, resting on a wooden basketball court floor. The background is a dimly lit gymnasium with a basketball hoop visible in the distance. The lighting creates a warm, golden glow on the court floor.



# Handling Coaches

- Don't let the coach, especially the assistant coaches, get out of control
- Use the PAC Method with the head coach

- Parent

- Adult

- Child

- Ed T. Rush, Former NBA Official



# Handling Coaches

- **Parent** - Official has to come up to the “Parent” level when a coach acts like a “Child”
- **Adult** - Coaches & Officials are both “Adults”, and we should act and treat each other accordingly
- **Child** - If a coach starts to act like a “Child”, we have to talk to them as a “Parent would talk to a child, until they come back up to the “Adult” level

- Ed T. Rush, Former NBA Official

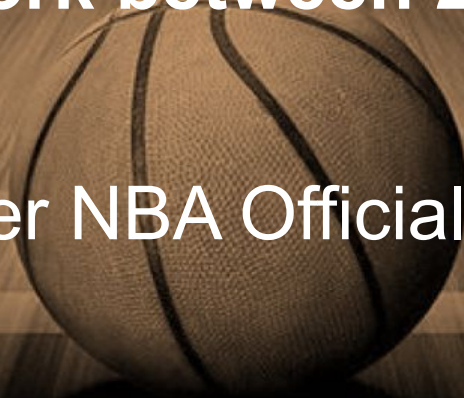


# Game Management

## 1 through 5 method

- 1 - Automatic Technical Foul
- 5 - Ignore the coach
- Good officials work between 2 & 4

- Ed T. Rush, Former NBA Official




# Handling Coaches

- If you miss a play, don't lie about it
- Be honest
- Know what to say & what not to say



# Handling Coaches

What are some things we can say?

- “Coach, I didn’t have a good look at that play, I didn’t want to guess.”
  - “Coach, from where I was, I couldn’t tell if he was fouled. If you tell me that I missed it, I have to take your word on it. I wish I had the same angle that you had.”
  - “Let’s agree to disagree on this play, until we see the tape.”
- 
- A basketball is positioned in the lower center of the frame, resting on a polished wooden basketball court floor. The background shows a basketball hoop and backboard in the distance, with the court's wooden planks creating a strong perspective effect.

# Game Management

What are some things we can say?

- “Coach, I may have missed it, but I don’t get a second chance at these plays. Let’s move on.”
- “Coach, I’d love to see that play again. Judging your reaction, there’s a good chance I may have missed it.”



# Game Management

## What if your partner kicks a call?

- “Coach, I had no look at that play, you’ll have to ask my partner.”

## What if your partner gets it right?

- “Coach, for all it’s worth, he got that play right. I had a good look at it too.”

**Right call = Support**

**Wrong call = Ignorance**



# Handling the Game

## Game Control:

- **What not to say:**
  - I only talk to captains
  - I don't talk to assistant coaches
  - We're going to call the hand checking early
- **Does a baseball umpire say:**
  - I'm going to call the inside strike early
- **Football referee:**
  - We're going to call holding early

**THERE ARE EXCEPTIONS TO EVERY RULE**





# Handling the Game

## Game Control:

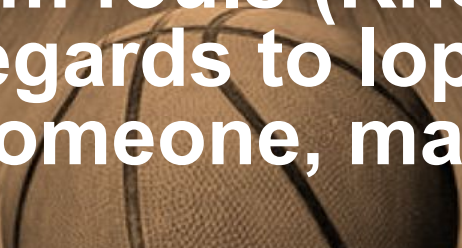
- **Get your plays right**
- **Call fouls &/or violations when they happen**
- **Beat the tape**
- **Be 100% on black and white calls**
- **Balance grey area calls**
- **Ref by memory**
- **Don't make idle threats**
  - **“If you do that one more time...”**
  - **“We're gonna call...”**

**Don't write checks with your MOUTH, that your ASS can't cash!**

# Game Management

## Game Control:

### Coaches, Players, Subs, Bench

- **Manage the game from beginning to end**
  - **Always know the time & score**
  - **Know the team fouls (Know how to handle coaches in regards to lopsided team fouls)**
  - **If you warn someone, make sure everyone knows**
- 
- A basketball is positioned in the lower center of the frame, resting on a wooden court floor. The background is a blurred basketball court with a hoop and backboard visible in the distance.

# Handling Coaches

## Learn how to talk an angry coach off the ledge

- “Coach, I don’t expect you to agree with everything tonight, but you can’t talk to me like that.”
- “I will treat you like a gentleman, but I expect the same in return.”
- When you’ve reached the point of no return.
  - “Coach, you just burned the communication bridge between us. We’re done for the day. Don’t speak to me unless it’s to request a time-out.”

# Handling Coaches

## Know what approach to take

- **FIRM Approach**

- “STOP! That’s enough, I heard what you said.”
- “My fun bucket is full. That’s it for the day.”

- **The coach that keeps nagging**

- “Coach, please stop refereeing. Let me do my job.”
- “Coach, you’ve had way too much to say tonight. You have to understand that we have a job to do. I can’t have you questioning every play and every call.”

# Game Management

## Coaches are ADULTS, Players ARE NOT

- **Players are on a much shorter leash**
  - Don't let players disrespect you
  - They will respect you more if you don't let them act out
  
- **If you address a player:**
  - Tell his coach what he did
  - What you said to the player
  - What will happen if it happens again
  - Ask the coach help you with the situation
  - "Coach, out of respect for you, I didn't T him up. I trust that you'll help me on this, so it doesn't happen again."

# Ejection Procedure

## Proper documentation & notification

- **If you eject a player:**
  - Get his name. Go to the scorebook and write the player's name & # on a piece of paper
  - Write down the time of the ejection
  - Remember what happened before the ejection
- **If you eject a coach:**
  - Remember the time of the ejection and what the coach did &/or said that warranted the ejection
  - If your partner called the first of two T's, know the details of that

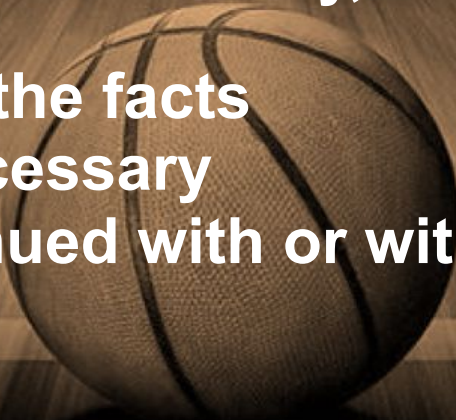
**Have enough information to write a comprehensive report.**

# Ejection Procedure

## Proper Notification

- **If you eject a player or a coach:**
  - You **MUST** notify BOCES
  - Notify the IAABO Bd. 52 President
- **Submit a GAME REPORT**
  - Write the report immediately, while it is fresh in your head
  - Document all of the facts
  - Cite rule(s) if necessary

**Note if the game continued with or without further incident**



# Ejection Report



## Game Report

DATE: 01/06/19

TIME: 4:30 PM

LEVEL: Varsity Boys

HOME: Xaverian H.S. (XHS) VISITOR: Scanlan H.S. (SHS) SITE: Xaverian H.S.

FINAL SCORE: Scanlan H.S. - 57 Xaverian H.S. - 54

OFFICIALS: (R) Darren Moran, (U1) Richard Katz & (U2) Vincent Sceri

NATURE OF INCIDENT(s): Ejection of Coach (Xaverian H.S.)

**NARRATIVE:** During the fourth quarter of the game, I gave the head coach of XHS a verbal warning to stop shouting and complaining about plays and calls. The XHS head coach expressed his displeasure with the officiating constantly, to the point that I had to tell him to stop. Only a few minutes later, there was a SHS player who pivoted with the ball at the 3-point line of his own basket. The head coach, along with several of his assistant coaches, screamed "Travel!" I then issued a Technical Foul on the XHS head coach for his unsporting actions. After issuing the technical foul, the head coach said he was yelling, "match up!" I clearly heard what the coaches had yelled, thus the issuance of a technical foul. With 2:05 remaining in the fourth quarter, there was an out of bounds play that my partner, Richard Katz had awarded the ball to XHS. I had a good angle on the play and clearly saw that the defender (XHS) hit the ball causing it to go out of bounds. I blew the whistle and approached Richard Katz. We discussed what I saw and we awarded the ball to SHS. As I was walking back to my position on the floor, I observed the head coach of XHS standing at the scorer's table. He was holding onto the possession arrow device as he dramatically lowered himself towards the floor, spun around, only to save himself by holding onto the table. Due to the coach being out of the coaching box, standing at midcourt and his actions, I assessed a technical foul to him. This was the second technical foul on the XHS head coach, which resulted in him being ejected from the game. Play was resumed after the two technical foul free throws.

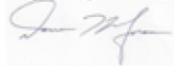
The game concluded without any further incidents. It should be noted that XHS had the ball with 9.3 seconds remaining in the game, with the score tied at 54, but SHS stole the ball and scored with .4 second remaining.



# Ejection Report

After the game, my partners and I left the floor and entered the official's locker room. Upon entering, I noticed that my equipment bag/suitcase was not on the folding table where I had left it. After canvassing the room, I found my bag on the floor, inside the water closet, where the toilet is (see attached photo). We also found that Vincent Sceri's shoes had been kicked or thrown to another part of the room, and Richard Katz's clothes, which were previously on the table, were now on the floor. I then found the XHS Athletic Director, Anthony Mancuso, and advised him of what we had observed. Mr. Mancuso told us that the head coach came into the locker room and flipped over the folding table, apparently in a fit of rage, causing our belongings to be thrown about. For something like this to happen in the CHSAA is disturbing. Prior to each game, the "CHSAA Code of Conduct" is read aloud. In the basketball game today, I was merely enforcing the rules of the National Federation of High School Basketball and the CHSAA Code of Conduct. If the actions during and after the game today are tolerated, then shame on us as officials. The home crowd was also extremely verbally abusive to the officials. I sincerely hope that what happened today was an isolated incident and NEVER happens again.

Respectfully submitted,



Darren T. Moran

Location of my bag **before** the game



Location of my bag **after** the game



# Unusual Circumstances Procedure

## Proper Notification

- **If anything unusual happens at or during a game:**
  - You **MUST** notify BOCES
  - Notify the IAABO Bd. 52 President
- **Submit an Unusual Circumstance Report**
  - Write the report immediately, while it is fresh in your head
  - Document all of the facts
  - Cite rule(s) if necessary

**Note if the game continued with or without further incident**

