


For Residents, Cardiology Fellows & Physicians

Trusted Cardiology Content

- 1,115+ board review Q&As
- 1,800+ cardiac imaging videos
- 80+ Practice Impact Extra podcasts
- 25+ core titles



AccessCardiology serves residents & cardiology fellows in meeting their milestones & physicians in achieving patient care goals with resources covering the full scope of cardiology:

- *Hurst's the Heart*
 - ▶ 1,500+ full-color illustrations & 500 tables
 - ▶ 30 *Central Illustrations* visual chapter summaries
 - ▶ 3D cases for pre-op mgmt, ACS, & CAD with decision tree, risk factors, surgical indicators, & quizzes
- ACC, AHA, & ESC guidelines & audio updates following conferences
- *COVID-19 and the Heart: A Case-Based Pocket Guide* based on genuine clinical cases
- *Quick References*, including *Cardiology Clinical Questions*, *2 Minute Medicine* journal article summaries, & *Quick Dx Rx Cardiology*
- CMEs via *Hurst's the Heart*, *Clinical Electrophysiology Review*, & *CURRENT Diagnosis & Treatment: Cardiology*

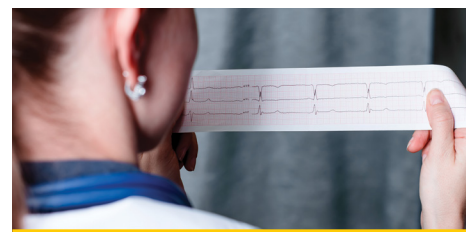
Key Features:

- Books, Q&As, cases, & multimedia to support invasive & noninvasive cardiac evaluations
 - ▶ TEE
 - ▶ ECG & echo interpretation
 - ▶ nuclear medicine
 - ▶ electrophysiology
 - ▶ congenital heart disease
 - ▶ vascular medicine
 - ▶ interventional cardiology
- 24 3D interactive animations of the healthy beating heart, arrhythmias, cardiac conduction, & muscle excitation-contraction coupling
- Readspeaker for listening to chapters read aloud




AccessCardiology (ACC) combined with AccessMedicine meets **all six** domains of the ACGME required core physician competencies for:

- **Patient Care (ACC)**
- **Medical Knowledge (ACC)**
- **Professionalism**
- **Interpersonal & Communication Skills**
- **Practice-based Learning & Improvement**
- **Systems-based Practice**



For Residents, Cardiology Fellows & Physicians



Residents, fellows, & physicians create and use their personal **MyAccess Profile** to unlock key features:

- Work through challenging patient cases
- Take quizzes for self-assessment & board review
- Connect remotely while off-site by going directly to accesscardiology.mhmedical.com
- Bookmark favorite content such as videos, images, tables, & chapters to view later
- Organize important content in folders
- Browse recently viewed content
- Set alerts for new content
- Download multiple images to PowerPoint with citations automatically populated

How to Set Up Your MyAccess Profile in Three Easy Steps:

1. Go to accesscardiology.mhmedical.com. You must be on-site at your institution or connect through your institution's VPN or library website.
2. Click on your institution's name in the upper right-hand corner of any page. Once there, click on "Create a Free MyAccess Profile."
3. In the pop-up window, click "Create a Free MyAccess Profile." Complete the registration form & select "Create Profile."

Congratulations! You are ready to enjoy the benefits of a **MyAccess Profile**.



Helpful Tip:

To keep your **MyAccess Profile** active, you must sign into your profile every 90 days while either on-site or through your institution's VPN or library website.