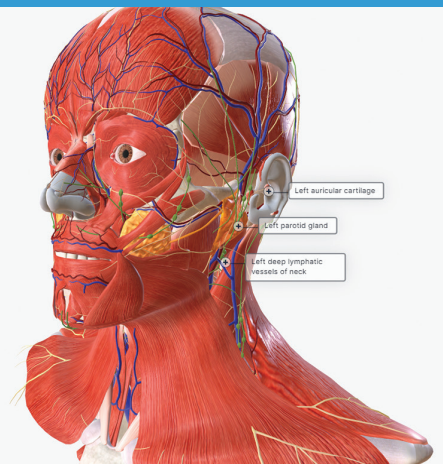


BioDigital Human

Understanding anatomy, including disease and treatment, is the foundation of all healthcare education. The BioDigital Human platform is a medically accurate, virtual map of the human body—composed of thousands of individually selectable anatomical structures, hundreds of simulated health conditions, and a powerful toolkit to map, visualize and share 3D models. This fully embeddable, cloud-based software is available in eight languages, on any phone, tablet, laptop, computer or in AR/VR for use within any educational or clinical workflow.

Developed with the goal of bringing the same interactive visualization used for maps and video games to education, the BioDigital Human platform is an interactive learning solution that includes full male and female anatomy, as well as health conditions and treatments. Each section is fully segmented, labeled and dissectable for easy configuration to meet a variety of educational needs.

An immersive 3D anatomy solution that enriches teaching and learning about the human body



- Enhance teaching materials with custom, innovative anatomy experiences that are easily added to any course
- Create a collaborative team resource across your institution that teaches medical concepts through the power of 3D visualization
- Develop virtual labs by recording lectures, prosections, dissections and more, and combine them with interactive 3D learning activities, allowing students to revisit their lab experience, at any time, and at their own pace.
- Available in English, Spanish, Chinese, French, German, Italian, Japanese and Portuguese

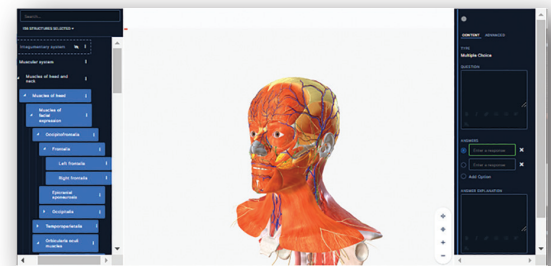
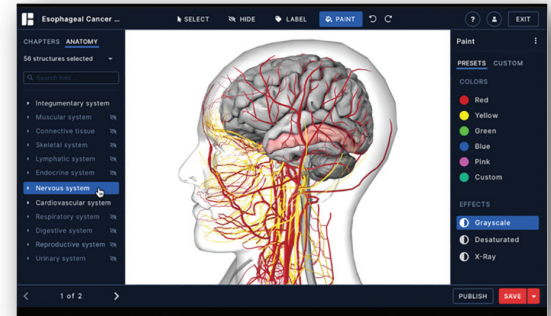
Key Features:

- Medically accurate male and female anatomy models composed of over 8,000 individually selectable objects
- 600+ disease and treatment 3D models to explore, including procedure animations
- Both full male and female anatomy included, in professional grade detail
- Easy LMS integration supports faculty and course learning objectives across an institution
- Cloud-based technology allows quick, easy access from anywhere without having to download plug-ins or extensions
- 500+ interactive 3D quiz questions that can be used as is or modified by faculty to assess students or by students to create study guides (subscription model only)
- A powerful authoring tool allows users to adapt or create 3D models and 2D images
- Automatic syncing across devices
- Mobile app available for iPad[®], iPhone[®], and Android[™] devices

BioDigital Human

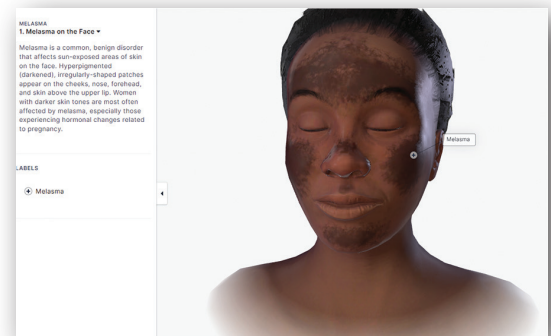
Tailor 3D Anatomy to Your Curriculum with BioDigital's Human Studio

- Create content aligned with educational objectives using powerful yet intuitive authoring tools
- Hide structures to isolate essential anatomy and apply paint and effects to emphasize or de-emphasize structures
- String together multiple views of the human body into an embeddable, 3D interactive slideshow
- Add labels, titles and descriptions or edit existing ones
- Include questions or quizzing around models with multiple choice, anatomy selection, labeling, or instructions all in interactive 3D



Go Beyond Anatomy with 3D Condition and Treatment Models

Hundreds of diseases, conditions and treatments, including heart disease, breast cancer and diabetes, are presented in interactive 3D, allowing students to visualize complex science in a more accessible way.



REQUEST YOUR TRIAL TODAY!

To learn more about the BioDigital Human email sales@ovid.com.