

# Ring Report Ring #170 “The Bev and Alouise Bergeron Ring” SAM #99

April 29, 2024 | Archived Famulus, Current Famulus



**The April meeting** was attended by 26 and one guest, Mark Austin, an American living in France. Popular Cruise ship magician, Nathan Coe Marsh, was with us. President David Freeman called the meeting to order. Our own Wallace Murphy,

showed us the cover of the February MUM, and he was a part of its tribute to Black magicians. Several members did a recap of the excellent Henry Evans lecture last week.

Phil Schwartz presented “Magic History Moment #102.” His topic was “Magic Wands and other Sticks.” Emerging from the caves of Mesopotamia and Egypt, Phil traced the history of staffs, scepters and wands from ancient cultures through the Renaissance to modern times. Phil explained the seven basic plots of defying nature that a magician does often using a magic stick. Then he showed seven wands crafted by his friend, Carl Williams, who he met at the first Los Angeles Conference on Magic History in 1989. Over a thirty-year period, Williams made wands with sculpted tips of Merlin (two versions), Dai Vernon, the Blackstones, Lance Burton, Jean-Eugene Robert-Houdin and Harry Houdini.

Martin Preston opened the monthly show with a series of card effects associated with David Hoy’s “Tossed Out Deck”. He explained the effect has its roots in UF Grant and Spencer Thornton. Hoy did not originate the effect but did revise it to make it more powerful. Bob Swadling changed a blue deck to a red deck. He was able to cut to any named card in the deck. His card work is amazing. Dennis Phillips showed the Abbott’s feather flower Blooming Bouquet he has had since 1980. He plucked off white flowers and red ones bloomed.

Mark Austin, an American visiting from his job in France, showed us some hilarious novelties with gag lines. They were all based on puns of what you could do with bananas. Dan Stapleton showed an effect he created many years ago called “Stars of the Mind”. Six cards are shown with a different color star on each. Dan marked an “X” on one secretly. The spectator is asked to remember one of the colored stars as they are being shown. When Dan turns around the card, it is the only one with a “X”.

Wallace Murphy showed a deck of cards that he said was steam cleaned. The box was faded and the cards blank. The spectator chose one card and got a thumb print on it and he had her sign it. The card kept showing up on top when placed in the blank deck.

Dennis Phillips

\*\*\*\*\*

## **Henry Evans/David Mormina Lecture**

**Our Ring/ Assembly hosted the lecture on April 10th.**

The measure of how much everyone liked the lecture was that no one left and stayed glued to their seats for 2 hours and 15 minutes.

Henry Evans shared the lecture time with another talented magician, Daniel Mormina. Both are from Argentina.

Some highlights included Henry's advice to know what your character is and who you are and be likeable. His effects were very clever, and all done by building up the mystery in series and having an unbelievable climax.

He began with a blue deck that he tossed on the table, and it instantly changed to red. He followed with some color changing card boxes and a clever effect if putting 3 cards in an inverted paper bag and always being about to be holding the one named by a spectator.

He used The Gilbreath Principle for a miraculous card trick that predicted which 5 cards a spectator selected after shuffling the stack many times. The late Max Maven called the Gilbreath Principle, "a thing of terrifying beauty".

Evans had a spectator take a cell phone picture of a card box and explain the photo and move his finger around the screen and have the spectator say stop. He then produced a card box printed just like the screen.

Daniel Mormina took over with some clever uses of the seldom used but classic Sanada gimmick. He then showed some clever uses for invisible thread. Red Balls moved from stem glass to stem glass, and a card stood on its edge.

Henry Evans resumed after an intermission and put a quarter through the small hole of a Chinese coin, and had red cards predict selected blue cards.

He had a drawing pad with an easel drawn on it and a selected card was found drawn in the easel.

He showed how to force a card from a line of 10 cards.

He concluded with a master class in character acting and the impromptu use of a shuffled deck. He would scan a spread deck and note where a few cards were and then build a routine based on what he knew, using culls and counting.

Finally, he was blindfolded and held a shuffled deck and was able to recite what each card was.

The lecture was enjoyable and very valuable to the working magician.

Meeting policy:

Face masks, if you wear one, will not be ridiculed. We are understanding that some people may be immunocompromised. We also respect your personal choices.

Stay prepared, healthy, and informed about current Public Health issues and contagious outbreaks.

Be respectful of others and if you suspect you have any contagious illness , avoid group contact.

\*\*\*\*\*



**Dennis Deliberations ... Ring # 170, Assembly #99**

**“The Bev and Alouise Bergeron Ring”**

\*\*\*\*\*

**Ring 170 hosted this amazing lecturer, Henry Evans, from Argentina!**

Who is Henry Evans? A world-famous lecturer who has traveled around the world since winning the prestigious FISM Cardmagic award in 2000.

Henry has amazed both laymen and magicians with his devious mind, producing miracles with cards, silks, and coins with his own particular twist.

Two-time nominee for best lecturer at the Magic Castle



\*\*\*\*\*

I want to give big "Thank you" to Dr. Ken Schreibman, MD, PhD, for the action photos taken at the Magic History Conference.

I used his photos and put this poster together using Microsoft Publisher, the standard software in the 360 Office suite. It took about an hour.

It was done as a gag for the clinic where I am taking physical therapy for neck posture.

I am not in pain, but I am tending to look "old man droopy" with my neck and that is not good for ballroom dancing which I am continuing to do.

I work with a trainer-therapist. I do have some slight cervical vertebrae age deterioration, but now a stronger "core" and neck muscles are already restoring movement.

Here is the complete artwork which I am giving to them to frame.

**Select**  
PHYSICAL THERAPY

"Look what I can do after a visit to Select Physical Therapy .  
Thank you!"  
-Dennis Phillips , Orlando-

**Illusionist and Escape Artist**  
**Dennis Phillips**

*"I can get out faster than you can tie me up"*

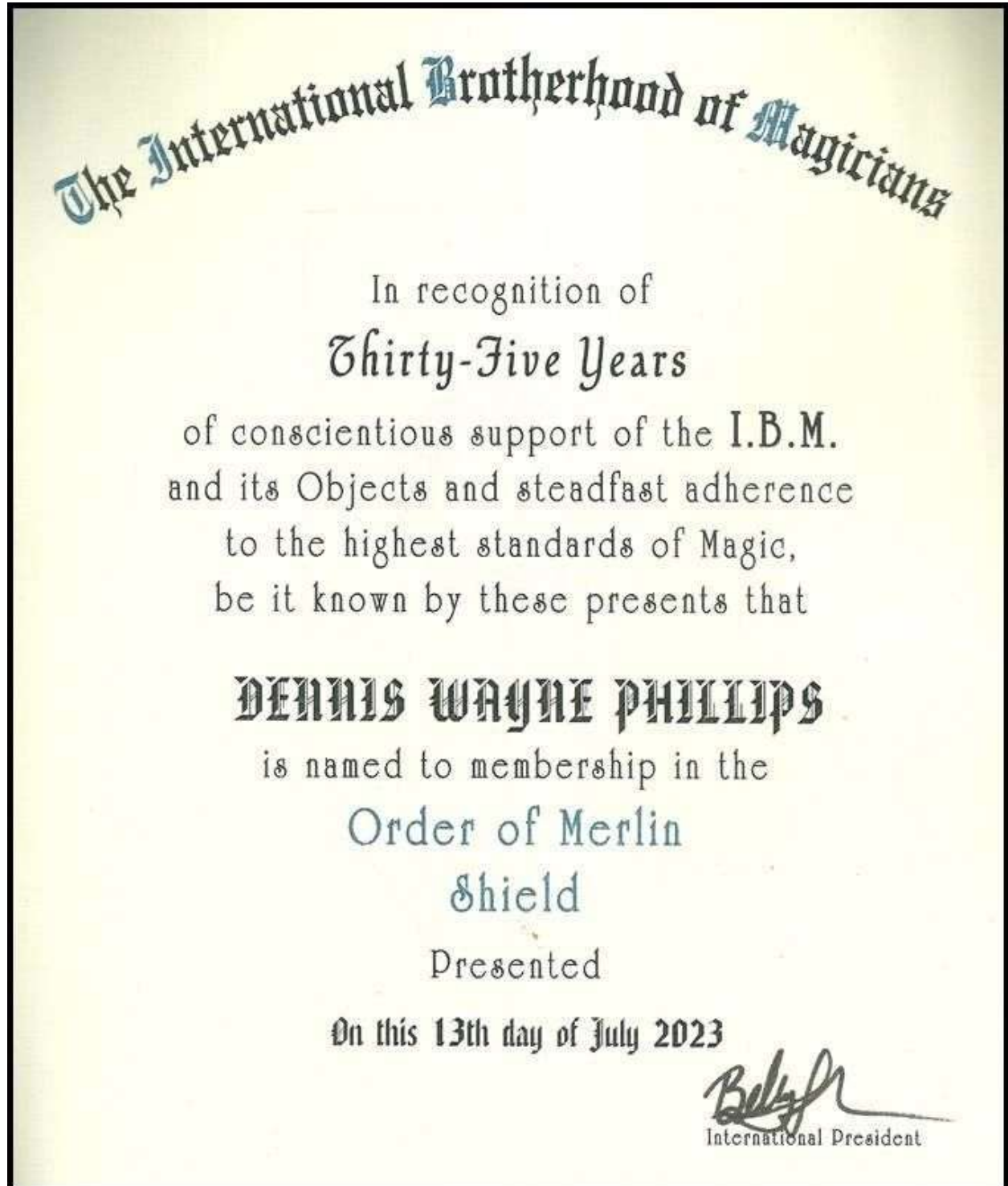
**Escaped!**  
From 100 feet of rope  
Tied by volunteers!

They try,  
but ropes can't hold him!  
A most exciting stage act that has  
the audience on the edge of their seats **407-341-9088**

\*\*\*\*\*

I have been with the IBM for 36 Years.

“The Order of Merlin ( with Shield) ”



\*\*\*\*\*



Drew Thomas, based in Orlando, has a clever “Egg Bag” routine using a shot glass with liquid and a great finale.

It is 6 minutes into his cruise ship routine.

\*\*\*\*\*

At an Abbott’s “Get Together” Show in Colon, Michigan , on a Summer night, a Chicago illusion builder presented an illusion where an upright girl is divided into 3 parts, by 2 blades and her middle is “Zig Zagged” to one side. The illusion was sensational and practical. It could be done surrounded and the assistant needed little more than a short instruction on how to move her body. It became, for the next 20 years, the “go to” illusion for many stage illusionists and inspired multiple variations.



Robert Harbin performing on British TV



Doug Henning on Broadway with "The Magic Show".

Sadly, Jim Sommers, was not truthful and had copied the idea from its English creator, illusionist, Robert Harbin. Sommer's career and reputation was tainted, and he never was able to achieve the level of success that his on creativity and building skills deserved.


In August of 1968, after Jim Sommers finally admitted that he had made the Zig Zag Girl illusion without Harbin's permission, Harbin decided to write "The Robert Harbin Book of Magic" in order to provide the plans for the Zig Zag giving owners of the book the right to build and perform the Zig Zag Girl. To purchase the book, one had to send for a prospectus and sign a legal document agreeing to keep the secrets. The owner was only allowed to build things from the book for their own use.

Only 500 copies were printed and then Harbin had the plates destroyed.

In 1975, Xerox resolved an anti-trust suit with the United States FTC. The Xerox was forced licensing of the company's patents, mainly to Japanese competitors.

Within four years of the consent decree, Xerox's share of the U.S. copier market dropped from nearly 100% to less than 14%.

Cheap copy machines were everywhere and Harbin's book was massively and illegally copied. Today, most magic flea markets will have copies.



### **The Magic of Robert Harbin**

The Magic of Robert Harbin was a book by Robert Harbin which included the plans (and performance rights) for the Zig Zag Girl.

In August of 1968, after Jim Sommers finally admitted that he had made the Zig Zag Girl illusion without Harbin's permission, Harbin decided to write "The Robert Harbin Book of Magic" in order to provide the plans for the Zig Zag giving owners of the book the right to build and perform the Zig Zag Girl. To purchase the book, one had to send for a prospectus and sign a legal document agreeing to keep the secrets. The owner were only allowed to build things from the book for their own use.

Only 500 copies were printed and then Harbin had the plates destroyed.

"This book contains, for the first time, the secrets of the best of all the original tricks and illusions that have emanated from the finest inventive brain in the magical world today."

- Eric Mason, M.I.M.C.

### **Contents:**

The Vanishing Vase and Flowers

Harbin's Vanishing Radio

Harbin's Folding Trolley

The R.H. Cigarette Routine

The R.H. Rope Routine

Harbin's Torn and Restored Newspaper



Drinka Pinta

Cage to Bouquet or the Ever-Vanishing Birdcage

My Lady's Ring

Harbin's Pack away Tables

Upside-Down Production Box

Super X Plus

Harbin's Chair Suspension

The Magic Carpet

Super Simplex Levitation

Beer Barrel Penetration

Head Off

Experiment 13

R.H. See Saw (Visible Sawing Through)

Topsy Turvy

Take it Away

Little by Little

**The Zig-Zag Girl**

The Great Book Test

The Knight's Tour

Master Plan

Vana, The Living Plant

The Red Hands

The Hands of Dracula

The SPace Wheel

Petra

The Invisible Man (or Out of This World)

The Wizard of Oz – The Ruby Shoes, The Cauldron, The Mutilated Straw Man, The Vanishing Witch, The Sentry Box

Last Word (If Ever a Wizard there Woz)

Last Last Word

Will o' The Wisp

Copy of Agreement

Other Books by the Author

Publisher: Robert Harbin

Pages: 193

Location: London, England

Edited by: Peter Warlock

Dimensions: 9"x12"

Date: 1970

Binding: hardbound

Variations of Zig zag designs



\*\*\*\*\*



\*\*\*\*\*

## "Card Castle"

I love the elegance of card fans and single card manipulation. From Cardini, to Channing Pollack and many others like Craig Diamond and Jeff McBride.



The problem is that the act needs a strong visual finale. Yes, the "stream of cards from the mouth" is good but I wanted some more "wow".


That is where my Card Castle comes in. It is a six-card-high display.

The photos will tell the story.

**Metal Washer taped on card to add weight so the card folds down when opening up the card castle.**







The castle zig zags up and then can fold down. The cards are held together by filament tape and invisible tape. Each layer is supported upright by internal cards that are hinged at the top and fold down to lock the castle in place.

A metal washer is taped to the bottom of the folding cards that will lock them in place.

I toss the cards that I produce from the back palm card productions on the cloth-covered collapsed castle and throw Rice's 36-inch card silk over it and pull up the black tape as I lift up the zig zagged castle into standing position.

The black cover is carried away under the silk as the startling display is revealed.

The effect always gets an audience gasp and applause.



Dennis