

Heineken® Brand Heineken® 360

Logo Guidelines
2019



Heineken®



Heineken®
— Hops —



Heineken®
— 0.0 —

Content

Heineken® logo guidelines 2019

Introduction	3	Heineken® light logo	21
Heineken® logos overview		Heineken® light standard logo overview	23
Heineken® brand logo	5	Heineken® light vertical logo overview	24
Heineken® brand standard logo overview	7	Heineken® light logo overview exceptions	25
Heineken® brand vertical logo overview	8	Logo inspiration	27
Heineken® brand logo exceptions	9	Colours	28
Heineken® brand logo overview exceptions	10	Logoset navigation	29
Heineken® original lager logo	11	Contact information	30
Heineken® original lager logo overview	12		
Heineken® original lager standard logo overview	13		
Heineken® 0.0 logo	14		
Heineken® 0.0 legal restrictions	16		
Heineken® 0.0 standard logo overview	17		
Heineken® 0.0 vertical logo overview	18		
Heineken® 0.0 logo overview exceptions	19		



Introduction

This guideline presents the next subtle step in the evolution of the Heineken® logos. It keeps the brand identity contemporary and progressive, makes Heineken's most iconic design elements even more powerful, and subtly dials up the authentic roots.

The visual brand identity is rooted in history, and in the iconic green bottle with race-track label.

Let's first zoom in on green.

Around 1900 Gerard Adriaan Heineken wanted his premium quality beer to stand out from all the usual brown beer bottles. To express the clear, bright, fresh and natural character of his lager beer, he choose for a green bottle. Green became the iconic brand colour of Heineken®. And in this design evolution we use green even in the banner, which used to be black.

Secondly the red star.

The star is a medieval brewers symbol. 4 points represent the natural ingredients: malted barley, water, hops and Heineken's unique A-Yeast. The 5th was the unknown magic of brewing. Today we don't rely on magic anymore; we replaced it by craftsmanship. And we still keep the star as our core symbol. In the new logo- and label designs the star became again a bit more prominent. Showing the Heineken® quality symbol with more pride and confidence.

And thirdly, we fine-tuned a lot of details: for example the drawing style of the hops, the outlines around the banner, the text EST. 1873 left and right of the star to show the birth-year of the brand, etc.

The logos are of course derived from, and consistent with, the race-track label on our bottle and can. See the separate packaging design guidelines for more label details.

It is of utmost importance that the Heineken® brand is always represented by the correct logos. It is one of the most valuable assets of our company, and world-famous, anchored in millions, or even billions, consumer minds. Always adhere to these guidelines, and in case of doubt, contact the Global Heineken® brand design team in Amsterdam.

NOTE: Never use logo elements in isolation. For example: never use a smiling 'e' in isolation, never use the red star in isolation, never use other coloured stars in isolation. It weakens our trade mark protection significantly.



Heineken® logos overview

Heineken® has in principle 4 logos: Brand logo, Original lager beer product logo, 0.0 product logo and Light product logo.

The basis of these 4 logos is identical: Heineken® word mark with the red star proudly centered above it, and green as brand identifying colour, except for 0.0.

The difference is in the elements around it, which are specific for its usage.

The Heineken® brand logo is the default choice. It provides the most iconic, powerful and universal Heineken® brand recognition. It's used to express the Heineken® brand and everything it stands for. It's simple, powerful, draws attention and stands-out from the clutter.

The Heineken® original lager beer logo should be used on items and messages directly related to the beer itself. This logo expresses authenticity, craftsmanship and has a beery look & feel. It's used for example on glasses, packaging, and to endorse the 'Stories behind Heineken®'.

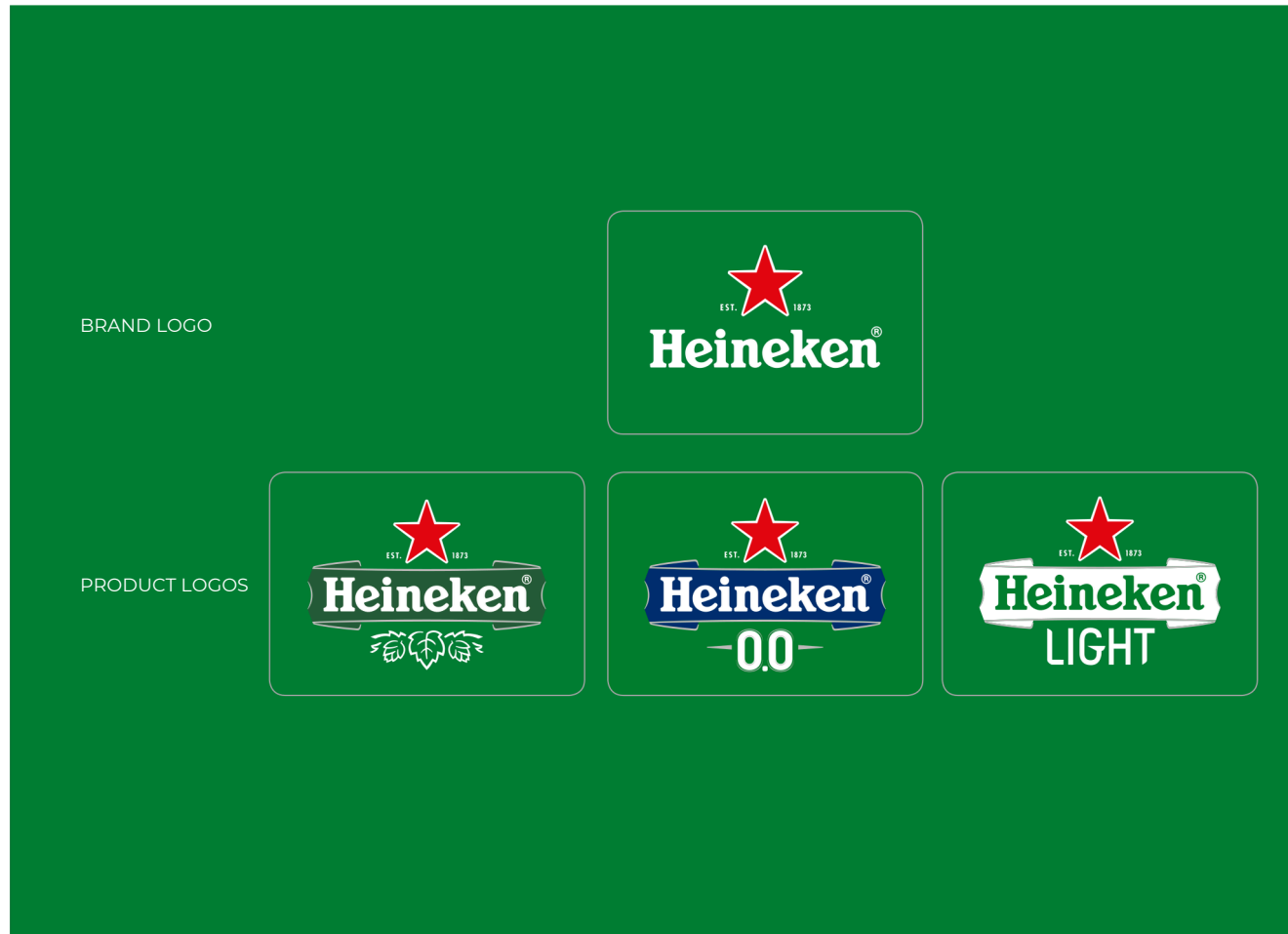
The Heineken® 0.0 logo is specifically for items and communication directly related to Heineken® 0.0 lager beer. The logo clearly reads 0.0 and emphasizes the main colour for Heineken® 0.0: blue.

The Heineken® Light logo is specifically for items and communication directly related to Heineken® Light lager beer.

The logo clearly reads LIGHT and emphasizes the main colour for Heineken® Light: white.

Each of the 4 logos has its own varieties as needed for specific applications. There are vertical versions, artworks for different background colours, black and white or small replication. See further in the guideline for details.

NOTE: Never use logo elements in isolation. For example: never use a smiling e in isolation, never use the red star in isolation, never use other coloured stars in isolation. It weakens our trade mark protection significantly.



Heineken® brand logo



- Iconic red star with white outline.
- Red points are subtly rounded.
- White outline has uniquely shaped points.
- EST. 1873 refers to the year the brand was born in Amsterdam.

- White Heineken® word mark in the characteristic typeface with smiling e's, plus registered trade mark ®.
- Green background to show the brand's main visual identifier: Heineken® green.

Heineken® brand logo



The Heineken® brand logo

The Heineken® brand logo is the default choice. It provides the most iconic, powerful and universal Heineken® brand recognition. It's used to express the Heineken® brand and everything it stands for. It's simple, powerful, draws attention and stands-out from the clutter.

There are 3 versions:

- a horizontal version
- a vertical version
- and for exceptional cases there is a third option, the horizontal logo

Never use the horizontal logo vertically, and never use the vertical logo horizontally.

There are different versions for specific applications:

- reversed out of green (is always preferred), and reversed out of black or grey
- positive on white
- black on white and white on black
- small use in case the logo is less than 35 mm. wide, or is reproduced with a 'rough' printing technique

DO NOT:

- use logo elements in isolation; for example do not use the star in isolation, nor the smiling e or the H
 - use the logos on background colors that are strange for the brand (e.g. blue, red, etc).
- Create a Heineken® green area around the logo to isolate the logo from these background colors
- change the composition or colors of the logo in any way.




ALWAYS KEEP THE INDICATED CLEARANCE AREA FROM OTHER ELEMENTS.




REVERSED VERSION OF THE BRAND LOGO ON GREEN




POSITIVE VERSION OF THE BRAND LOGO ON WHITE

 HEINEKEN® GREEN	 HEINEKEN® RED	 COOL GRAY 4C
C 85 R 19 M 0 G 103 Y 100 B 11 K 30	C 0 M 255 R 100 Y 43 G 100 K 0 B 0	C 0 R 187 M 0 G 188 Y 0 B 189 K 35

FOR EXCEPTIONAL USE ONLY



REVERSED VERSION OF THE HORIZONTAL BRAND LOGO



POSITIVE VERSION OF THE HORIZONTAL BRAND LOGO





POSITIVE AND REVERSED VERSION OF THE VERTICAL BRAND LOGO

Heineken® brand logo

Artworks

1: Standard versions

For applications >35mm



Standard Heineken® brand logo, for positive reproduction.
Reference: BRAND_1_A_PMS



Standard Heineken® brand logo, for reversed out reproduction.
Reference: BRAND_1_B_PMS



Standard Heineken® brand logo, for use on different background colors: green, dark grey or black.
Reference: BRAND_1_C_PMS



Standard Heineken® brand logo, for use on light grey and alluminium/inox background colors.
Reference: BRAND_1_CL_PMS



Standard mono-colour Heineken® brand logo, for positive reproduction.
Reference: BRAND_1_D_ICOLOR



Standard mono-colour Heineken® brand logo, for reversed out reproduction.
Reference: BRAND_1_E_ICOLOR

2: Small versions

For small applications, on rough or difficult to print surfaces <35mm



Small use Heineken® brand logo, for positive reproduction.
Reference: BRAND_2_A_PMS



Small use Heineken® brand logo, for reversed out reproduction.
Reference: BRAND_2_B_PMS



Small use Heineken® brand logo, for use on different background colors: green, dark grey or black.
Reference: BRAND_2_C_PMS



Small use Heineken® brand logo, for use on light grey and alluminium/inox background colors.
Reference: BRAND_2_C1_PMS



Small use mono-colour Heineken® brand logo, for positive reproduction.
Reference: BRAND_2_D_ICOLOR



Small use mono-colour Heineken® brand logo, for reversed out reproduction.
Reference: BRAND_2_E_ICOLOR

NOTE: Only use these logos horizontally. Use the vertical brand logos on vertical areas/applications.

Heineken® vertical brand logo

Artworks

3: VERTICAL VERSIONS

For applications >35mm



Heineken® vertical brand logo, for positive reproduction.
Reference:
BRAND_3_A_PMS



Heineken® vertical brand logo, for reversed out reproduction.
Reference:
BRAND_3_B_PMS



Heineken® vertical brand logo, for use on different background colors: green, grey or black.
Reference:
BRAND_3_C_PMS



Mono-colour Heineken® vertical brand logo, for positive and reversed out reproduction.
Reference:
BRAND_3_D_ICOLOR
BRAND_3_E_ICOLOR

4: SMALL VERTICAL VERSIONS

For small applications, on rough or difficult to print surfaces <35mm



Small use Heineken® vertical brand logo, for positive reproduction.
Reference:
BRAND_4_A_PMS



Small use Heineken® vertical brand logo, for reversed out reproduction.
Reference:
BRAND_4_B_PMS



Small use Heineken® vertical brand logo, for use on different background colors: green, grey or black.
Reference:
BRAND_4_C_PMS



Small use mono-colour Heineken® vertical brand logo, for positive and reversed out reproduction.
Reference:
BRAND_4_D_ICOLOR
BRAND_4_E_ICOLOR

NOTE: Only use these vertical logos vertically. Use the regular brand logos on horizontal areas/applications.

FOR EXCEPTIONAL ITEMS

Heineken® horizontal brand logo

For exceptional items with a height to width ratio higher than 1:5 a special horizontal logo has been developed. For example 12 Fridgepack cans and can trays.



1:5 Preferred logo proportion



FOR EXCEPTIONAL ITEMS

Heineken® horizontal brand logo

Artworks

1: Horizontal versions 1:5

For applications >35mm



Standard Heineken® LAGER_HORIZONTAL logo, for positive reproduction.
Reference:
BRAND_HORIZONTAL_1_A_PMS



Standard Heineken® LAGER_HORIZONTAL logo, for reversed out reproduction.
Reference:
BRAND_HORIZONTAL_1_B_PMS



Standard Heineken® LAGER_HORIZONTAL logo, for use on different background colors: green, grey or black.
Reference:
BRAND_HORIZONTAL_1_C_PMS



Standard Heineken® LAGER_HORIZONTAL logo, for use on grey background
Reference:
BRAND_HORIZONTAL_1_C1_PMS



Standard mono-colour Heineken® LAGER_HORIZONTAL logo, for positive reproduction.
Reference:
BRAND_HORIZONTAL_1_D_ICOLOR



Standard mono-colour Heineken® LAGER_HORIZONTAL logo, for reversed out reproduction.
Reference:
BRAND_HORIZONTAL_1_E_ICOLOR

2: SMALL VERSIONS

For small applications, on rough or difficult to print surfaces <35mm



Small use Heineken® LAGER_HORIZONTAL logo, for positive reproduction.
Reference:
BRAND_HORIZONTAL_2_A_PMS



Small use Heineken® LAGER_HORIZONTAL logo, for reversed out reproduction.
Reference:
BRAND_HORIZONTAL_2_B_PMS



Small use Heineken® LAGER_HORIZONTAL logo, for use on different background colors: green, grey or black.
Reference:
BRAND_HORIZONTAL_2_C_PMS



Small use Heineken® LAGER_HORIZONTAL logo, for use on grey background
Reference:
BRAND_HORIZONTAL_2_C1_PMS



Small use mono-colour Heineken® LAGER_HORIZONTAL logo, for positive reproduction.
Reference:
BRAND_HORIZONTAL_2_D_ICOLOR



Small use mono-colour Heineken® LAGER_HORIZONTAL logo, for reversed out reproduction.
Reference:
BRAND_HORIZONTAL_2_E_ICOLOR

Heineken® original lager logo



- Iconic red star with white outline.
- Red points are subtly rounded.
- White outline has uniquely shaped points.
- EST. 1873 refers to the year the brand was born in Amsterdam.

- White Heineken® word mark in the characteristic typeface with smiling e's, plus registered trade mark ®.
- Banner in Heineken® dark green refers to an authentic ribbon.
- Silver / aluminium outline, or Cool Grey in regular printing.
- Hops line drawing expresses natural ingredients.

Heineken® original lager logo



The Heineken® original lager logo

The Heineken® original lagerbeer logo should be used on items and messages directly related to the beer itself. This logo expresses authenticity, craftsmanship and has a beery look & feel. It's used a.o. on glasses, packaging, and to endorse the 'Stories behind Heineken®'.

There is 1 main version:

- a horizontal version
- Never use the horizontal logo vertically.

There are different versions for specific applications:

- reversed out of green (is always preferred), and reversed out of black or grey
- positive on white
- black on white and white on black
- small use in case the logo is less than 35 mm. wide, or is reproduced with a 'rough' printing technique

DO NOT:

- use logo elements in isolation; for example do not use the star in isolation, nor the smiling e or the H
- use the logos on background colors that are strange for the brand (e.g. blue, red, etc). Create a Heineken® green area around the logo to isolate the logo from these background colors
- change the composition or colors of the logo in any way.

ALWAYS KEEP THE INDICATED CLEARANCE AREA FROM OTHER ELEMENTS.



REVERSED VERSION OF THE ORIGINAL LAGER LOGO ON GREEN



POSITIVE VERSION OF THE ORIGINAL LAGER LOGO ON WHITE

HEINEKEN® GREEN	HEINEKEN® DARK GREEN	HEINEKEN® RED	COOL GRAY 4C
C 85 R 19 M 0 G 103 Y 100 B 11 K 30	C 85 R 0 M 0 G 93 Y 100 B 31 K 55	C 0 M R 255 100 Y G 43 100 K B 0 0	C 0 R 187 M 0 G 188 Y 0 B 189 K 35

Heineken® original lager logo

Artworks

1: Standard versions

For applications >35mm



Standard Heineken® original lager logo, for positive reproduction.

Reference:
LAGER_1_A_PMS



Standard Heineken® original lager logo, for reversed out reproduction.

Reference:
LAGER_1_B_PMS



Standard Heineken® original lager logo, for use on different background colors: green, dark grey or black.

Reference:
LAGER_1_C_PMS



Standard Heineken® original lager logo, for use on light grey and alluminium/inox background colors.

Reference:
LAGER_1_D_PMS



Standard mono-colour Heineken® original lager logo, for positive reproduction.

Reference:
LAGER_1_E_ICOLOR



Standard mono-colour Heineken® original lager logo, for reversed out reproduction.

Reference:
LAGER_1_E_ICOLOR

2: Small versions

For use on rough to print surfaces or for small applications <35mm



Small use Heineken® original lager logo, for positive reproduction.

Reference:
LAGER_2_A_PMS



Small use Heineken® original lager logo, for reversed out reproduction.

Reference:
LAGER_2_B_PMS



Small use Heineken® original lager logo, for use on different background colors: green, dark grey or black.

Reference:
LAGER_2_C_PMS



Small use Heineken® original lager logo, for use on light grey and alluminium/inox background colors.

Reference:
LAGER_2_D_PMS



Small use mono-colour Heineken® original lager logo, for positive reproduction.

Reference:
LAGER_2_E_ICOLOR



Small use mono-colour Heineken® original lager logo, for reversed out reproduction.

Reference:
LAGER_2_E_ICOLOR

NOTE: Only use these logos horizontally.

Heineken® 0.0 logo



- Iconic red star with white outline. On a white background the outline is visualized by means of drop-shadow lines in Cool Gray 4C.
- Red points are subtly rounded.
- Drop-shadow has uniquely shaped points.
- EST. 1873 refers to the year the brand was born in Amsterdam.
- White Heineken® word mark in the characteristic typeface with smiling e's, plus registered trade mark ®.
- Banner in Pantone 294C refers to an authentic ribbon.
- Silver / aluminium outline, or Cool Grey in regular printing.
- The especially designed word 0.0 clearly shows it's a 0.0 lager beer.
- Blue (Pantone 294C) is the primary colour. White is the secondary colour to express the 0.0 character of the alcohol free beer.

Heineken® 0.0 logo



The Heineken® 0.0 logo

The Heineken® 0.0 logo is specifically for items and communication directly related to Heineken® 0.0 lager beer. The logo clearly reads 0.0 and emphasizes the main colour for Heineken® 0.0: blue (Pantone 294C).

There are 3 versions:

- a standard version
- a vertical version
- and for exceptional cases there is a third option, the horizontal logo

Only use the horizontal version in exceptional cases when the standard version really doesn't fit because of very limited height.

Never use the horizontal logo vertically, and never use the vertical logo horizontally.

There are the different versions for specific applications:

- positive on white; is preferred for 0.0
- reversed out of green, and reversed out of black or grey
- positive on white
- black on white and white on black
- small use in case the logo is less than 35 mm. wide, or is reproduced with a 'rough' printing technique

DO NOT:

- use logo elements in isolation; for example do not use the star in isolation, nor the smiling e or the H
- use the logos on background colors that are strange for the brand (e.g. blue, red, etc).
- change the composition or colors of the logo in any way

ALWAYS KEEP THE INDICATED CLEARANCE AREA FROM OTHER ELEMENTS.



POSITIVE STANDARD VERSION OF THE 0.0 LOGO ON WHITE

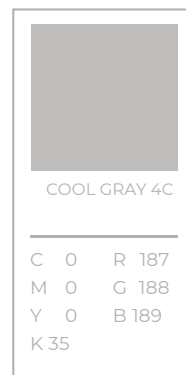


POSITIVE VERTICAL VERSION OF THE 0.0 LOGO ON WHITE

FOR EXCEPTIONAL USE ONLY



POSITIVE HORIZONTAL VERSION OF THE 0.0 LOGO ON WHITE



Heineken® 0.0 logo

Use of Heineken® 0.0 Logo on a blue background

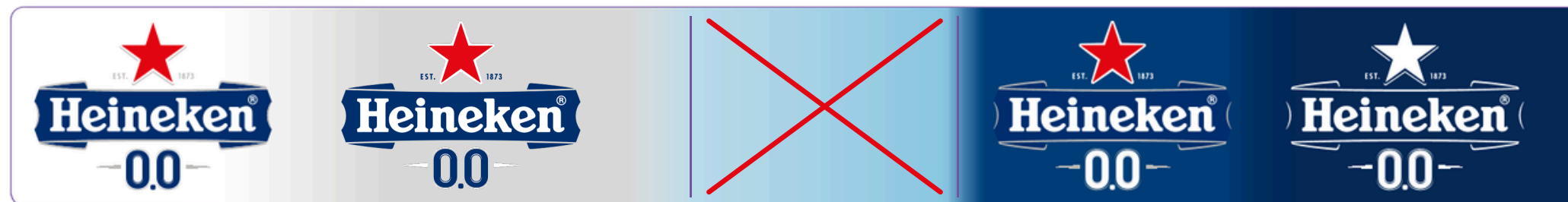
LEGAL RESTRICTION REGARDING PLACEMENT OF THE RED STAR

White area

Grey area

Light blue area
(Legal not allowed to place a logo with Red Star) PMS: 294 C area

Dark blue area (UCL)



Standard Heineken® 0.0 logo, for positive reproduction.
Reference: 0.0_1_A_PMS

Standard Heineken® 0.0 logo, for use on light grey and aluminium/inox background colors.
Reference: 0.0_1_C1_PMS

Standard Heineken® 0.0 logo, for reversed out reproduction.
Reference: 0.0_1_C_PMS

Standard mono-colour Heineken® 0.0 logo, for reversed out reproduction.
Reference: 0.0_1_E_ICOLOR

Never use the red star on a light blue background to avoid violation of the settlement agreement with San Pellegrino.



THE AGREEMENT WITH SAN PELLEGRINO!

BACKGROUND OF RED STARS

SAN PELLEGRINO The background of SP's Red Star is and will not be "Heineken® Green" (Enclosure II), except for the five products "Dribly", "San Pellegrino menta ghiacciata", "Sanpellegrino Aranciata amara", "Sanpellegrino Limonata", "Sanpellegrino Cedrata" (Enclosure V).

HEINEKEN® The background of HB's Red Star is and will not be "Sanpellegrino blue" (sparkling water) nor "Limpia/Sanpellegrino pink" (still water) (Enclosure III, IV).

Heineken® 0.0 logo

Artworks

1: Standard versions

For applications >35mm



Standard Heineken® 0.0 logo, for positive reproduction.
Reference: 0.0_1_A_PMS



Standard Heineken® 0.0 logo, for reversed out reproduction.
Reference: 0.0_1_B_PMS



Standard Heineken® 0.0 logo, for use on different background colors: green, dark blue, dark grey or black.
Reference: 0.0_1_C_PMS



Standard Heineken® 0.0 logo, for use on light grey and aluminium/inox background colors.
Reference: 0.0_1_C1_PMS



Standard mono-colour Heineken® 0.0 logo, for positive reproduction.
Reference: 0.0_1_D_1COLOR



Standard mono-colour Heineken® 0.0 logo, for reversed out reproduction.
Reference: 0.0_1_E_1COLOR

2: Small versions

For use on rough top print surfaces or for small applications <35mm



Small use Heineken® 0.0 logo, for positive reproduction.
Reference: 0.0_2_A_PMS



Small use Heineken® 0.0 logo, for reversed out reproduction.
Reference: 0.0_2_B_PMS



Small use Heineken® 0.0 logo, for use on different background colors: green, dark blue, dark grey or black.
Reference: 0.0_2_C_PMS



Small use Heineken® 0.0 logo, for use on light grey and aluminium/inox background colors.
Reference: 0.0_2_C1_PMS



Small use mono-colour Heineken® 0.0 logo, for positive reproduction.
Reference: 0.0_2_D_1COLOR



Small use mono-colour Heineken® 0.0 logo, for reversed out reproduction.
Reference: 0.0_2_E_1COLOR

NOTE: Only use these logos horizontally. Use the vertical 0.0 logo on the vertical areas/applications.

Heineken® 0.0 vertical logo

Artworks

3: Vertical versions

For applications >66mm



Heineken® 0.0 vertical logo, for positive reproduction.
Reference: 0.0_3_A_PMS



Heineken® 0.0 vertical logo, for use on dark blue background color.
Reference: 0.0_3_B_PMS



Mono-colour Heineken® 0.0 vertical logo, for positive reproduction.
Reference: 0.0_3_D_ICOLOR



Mono-colour Heineken® 0.0 vertical logo, for reversed out reproduction.
Reference: 0.0_3_E_ICOLOR

4: Vertical small versions

For use on rough top print surfaces or for small applications <66mm



Small use Heineken® 0.0 vertical logo, for positive reproduction.
Reference: 0.0_4_A_PMS



Small use Heineken® 0.0 vertical logo, for use on dark blue background color.
Reference: 0.0_4_B_PMS



Small use Mono-colour Heineken® 0.0 vertical logo, for positive reproduction.
Reference: 0.0_4_D_ICOLOR



Small use Mono-colour Heineken® 0.0 vertical logo, for reversed out reproduction.
Reference: 0.0_4_E_ICOLOR

NOTE: Only use these vertical logos vertically. Use the regular 0.0 logo on horizontal areas/applications.

FOR EXCEPTIONAL ITEMS


Heineken® 0.0 horizontal logo

Artworks

For exceptional items with a height to width ratio higher than 1:5 a special horizontal logo has been developed. For example 12 Fridgepack cans and can Trays.



Exception for Trays: Logo in white, with the red star on blue background Pantone 294C



FOR EXCEPTIONAL ITEMS

Heineken® 0.0 horizontal logo

Artworks

1: Horizontal versions 1:5

For applications >35mm



Standard Heineken®
0.0_HORIZONTAL logo, for positive
reproduction.
Reference:
0.0_HORIZONTAL_1_A_PMS



Standard Heineken®
0.0_HORIZONTAL logo, for reversed
out reproduction.
Reference:
0.0_HORIZONTAL_1_B_PMS



Standard Heineken®
0.0_HORIZONTAL logo, for use on
different background colors:
green, grey, dark blue or black.
Reference:
0.0_HORIZONTAL_1_C_PMS



Standard Heineken®
0.0_HORIZONTAL logo, for use on
grey background.
Reference:
0.0_HORIZONTAL_1_C1_PMS



Standard mono-colour Heineken®
0.0_HORIZONTAL logo, for positive
reproduction.
Reference:
0.0_HORIZONTAL_1_D_1COLOR



Standard mono-colour Heineken®
0.0_HORIZONTAL logo, for reversed
out reproduction.
Reference:
0.0_HORIZONTAL_1_E_1COLOR

2: Small versions

For small applications, on rough or difficult to print surfaces <35mm



Small use Heineken®
0.0_HORIZONTAL logo, for positive
reproduction.
Reference:
0.0_HORIZONTAL_2_A_PMS



Small use Heineken®
0.0_HORIZONTAL logo, for reversed
out reproduction.
Reference:
0.0_HORIZONTAL_2_B_PMS



Small use Heineken®
0.0_HORIZONTAL logo, for use on
different background colors: green,
grey, dark blue or black.
Reference:
0.0_HORIZONTAL_2_C_PMS



Small use Heineken®
0.0_HORIZONTAL logo, for use on
grey background
Reference:
0.0_HORIZONTAL_2_C1_PMS



Small use mono-colour Heineken®
0.0_HORIZONTAL logo, for positive
reproduction. Reference:
0.0_HORIZONTAL_2_D_1COLOR



Small use mono-colour Heineken®
0.0_HORIZONTAL logo, for reversed
out reproduction.
Reference:
0.0_HORIZONTAL_2_E_1COLOR

Heineken® light logo



- Iconic red star with white outline. On a white background the outline is visualized by means of drop-shadow lines in Cool Gray 4C.
- Red points are subtly rounded.
- Drop-shadow has uniquely shaped points.
- EST. 1873 refers to the year the brand was born in Amsterdam.
- Green Heineken® word mark in the characteristic typeface with smiling e's, plus registered trade mark ®.
- Silver / aluminium outline, or Cool Grey in regular printing.
- The especially designed word LIGHT clearly shows it's a Light lager beer.
- White is the primary colour to express the light character of the light beer. Heineken® green is the secondary colour, to link it to the Heineken® brand.

Heineken® light logo



The Heineken® light logo

The Heineken® Light logo is specifically for items and communication directly related to Heineken® Light lager beer. The logo clearly reads LIGHT and emphasizes the main colour for Heineken® Light: white.

There are 3 versions:

- a standard version
- a vertical version
- and for exceptional cases there is a third option, the horizontal logo

Only use the horizontal version in exceptional cases when the standard version really doesn't fit because of very limited height.

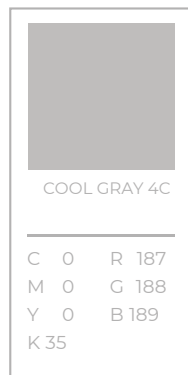

Never use the horizontal logo vertically, and never use the vertical logo horizontally.

There are the different versions for specific applications:


- positive on white; is preferred for Light
- reversed out of green, and reversed out of black or grey
- positive on white
- black on white and white on black
- small use in case the logo is less than 35 mm. wide, or is reproduced with a 'rough printing technique

DO NOT:

- use logo elements in isolation; for example do not use the star in isolation, nor the smiling e or the H
- use the logos on background colors that are strange for the brand (e.g. blue, red, etc). Create a white area around the logo to isolate the logo from these background colors
- change the composition or colors of the logo in any way.



ALWAYS KEEP THE INDICATED CLEARANCE AREA FROM OTHER ELEMENTS.



POSITIVE STANDARD VERSION OF THE LIGHT LOGO ON WHITE



POSITIVE VERTICAL VERSION OF THE LIGHT LOGO ON WHITE

FOR EXCEPTIONAL USE ONLY



Heineken® light logo

Artworks

1: Standard versions

For applications >35mm



Standard Heineken® Light logo, for positive reproduction.

Reference:
LIGHT_1_A_PMS



Standard Heineken® Light logo, for reversed out reproduction.

Reference:
LIGHT_1_B_PMS



Standard Heineken® Light logo, for use on different background colors: green, dark grey or black.

Reference:
LIGHT_1_C_PMS



Standard Heineken® light logo, for use on light grey and alluminium/inox background colors.

Reference:
LIGHT_1_CL_PMS



Standard mono-colour Heineken® Light logo, for positive reproduction.

Reference:
LIGHT_1_D_ICOLOR



Standard mono-colour Heineken® Light logo, for reversed out reproduction.

Reference:
LIGHT_1_E_ICOLOR

2: Small versions

For use on rough to print surfaces or for small applications <35mm



Small use Heineken® Light logo, for positive reproduction.

Reference:
LIGHT_2_A_PMS



Small use Heineken® Light logo, for reversed out reproduction.

Reference:
LIGHT_2_B_PMS



Small use Heineken® Light logo, for use on different background colors: green, dark grey or black.

Reference:
LIGHT_2_C_PMS



Small use Heineken® light logo, for use on light grey and alluminium/inox background colors.

Reference:
LIGHT_2_CL_PMS



Small use mono-colour Heineken® Light logo, for positive reproduction.

Reference:
LIGHT_2_D_ICOLOR



Small use mono-colour Heineken® Light logo, for reversed out reproduction.

Reference:
LIGHT_2_E_ICOLOR

NOTE: Only use these logos horizontally. Use the vertical Light logo on the vertical areas/applications.

Heineken® light vertical logo

Artworks

3: VERTICAL VERSIONS

For applications >66mm



Heineken® Light vertical logo, for positive reproduction. Reference: LIGHT_3_A_PMS



Heineken® Light vertical logo, for reversed out reproduction. Reference: LIGHT_3_B_PMS



Heineken® Light vertical logo, for use on different background colors: green, grey or black. Reference: LIGHT_3_C_PMS



Mono-colour Heineken® Light vertical logo, for positive and reversed out reproduction. Reference: LIGHT_3_D_ICOLOR LIGHT_3_E_ICOLOR

4: VERTICAL SMALL VERSIONS

For use on rough toprint surfaces or for small applications <66mm



Small use Heineken® Light vertical logo, for positive reproduction. Reference: LIGHT_4_A_PMS



Small use Heineken® Light vertical logo, for reversed out reproduction. Reference: LIGHT_4_B_PMS



Small use Heineken® Light vertical logo, for use on different background colors: green, grey or black. Reference: LIGHT_4_C_PMS



Small use mono-colour Heineken® Light vertical logo, for positive and reversed out reproduction. Reference: LIGHT_4_D_ICOLOR LIGHT_4_E_ICOLOR

NOTE: Only use these vertical logos vertically. Use the regular Light logo on horizontal areas/applications.

FOR EXCEPTIONAL ITEMS


Heineken® light horizontal logo

Artworks

For exceptional items with a height to width ratio higher than 1:5 a special horizontal logo has been developed. For example 12 Fridgepack cans and can Trays.



1:5 Preferred logo proportion



FOR EXCEPTIONAL ITEMS

Heineken® light horizontal logo

Artworks

1: HORIZONTAL VERSIONS 1:5

For applications >35mm



Standard Heineken® LIGHT_HORIZONTAL logo, for positive reproduction.
Reference:
LIGHT_HORIZONTAL_1_A_PMS



Standard Heineken® LIGHT_HORIZONTAL logo, for reversed out reproduction.
Reference:
LIGHT_HORIZONTAL_1_B_PMS



Standard Heineken® LIGHT_HORIZONTAL logo, for use on different background colors: green, grey or black.
Reference:
LIGHT_HORIZONTAL_1_C_PMS



Standard Heineken® LIGHT_HORIZONTAL logo, for use on grey background
Reference:
LIGHT_HORIZONTAL_1_C1_PMS



Standard mono-colour Heineken® LIGHT_HORIZONTAL logo, for positive reproduction.
Reference:
LIGHT_HORIZONTAL_1_D_ICOLOR



Standard mono-colour Heineken® LIGHT_HORIZONTAL logo, for reversed out reproduction.
Reference:
LIGHT_HORIZONTAL_1_E_ICOLOR

2: SMALL VERSIONS

For small applications, on rough or difficult to print surfaces <35mm



Small use Heineken® LIGHT_HORIZONTAL logo, for positive reproduction.
Reference:
LIGHT_HORIZONTAL_2_A_PMS



Small use Heineken® LIGHT_HORIZONTAL logo, for reversed out reproduction.
Reference:
LIGHT_HORIZONTAL_2_B_PMS



Small use Heineken® LIGHT_HORIZONTAL logo, for use on different background colors: green, grey or black.
Reference:
LIGHT_HORIZONTAL_2_C_PMS



Small use Heineken® LIGHT_HORIZONTAL logo, for use on grey background
Reference:
LIGHT_HORIZONTAL_2_C1_PMS



Small use mono-colour Heineken® LIGHT_HORIZONTAL logo, for positive reproduction.
Reference:
LIGHT_HORIZONTAL_2_D_ICOLOR



Small use mono-colour Heineken® LIGHT_HORIZONTAL logo, for reversed out reproduction.
Reference:
LIGHT_HORIZONTAL_2_E_ICOLOR

logo inspiration

Inspirational samples for texturized interior applications








Colours

THE COLOURS OF THE HEINEKEN® LOGOS:

For a worldwide constant use of the Heineken® logos use the colour palette provided in this guideline.

All the colours of the Heineken® logos are provided in PMS or Pantone ink recipe, CMYK (full colour printing) and RGB (screens).

NOTE: Ask the Global Heineken® Design team for physical colour specifications / references in case you don't have them.

	PMS	INK RECIPE	CMYK	RGB
	HEINEKEN® GREEN (NO PMS)	63,6% Pantone Green C 27,3% Pantone Yellow C 5,5% Pantone Black C 3,6% Pantone Orange 021 C	C 85 M 0 Y 100 K 30	R 19 G 103 B 11
	HEINEKEN® DARK GREEN (NO PMS)	54% Pantone Green C 28% Pantone Yellow C 9% Pantone Black C 9% Pantone Orange 021 C	C 85 M 0 Y 100 K 55	R 0 G 93 B 31
	HEINEKEN® RED (NO PMS)	40,3 Pantone 032 Red C 33% Pantone Yellow C 26,7% Pantone Rubine Red C	C 0 M 100 Y 100 K 0	R 255 G 43 B 0
	COOL GRAY 4C	/	C 0 M 0 Y 0 K 35	R 187 G 188 B 189
	PANTONE 294C	/	C 100 M 69 Y 7 K 30	R 27 G 70 B 119

Logoset navigation

How to find the correct Heineken® logo files

Main logoset

The Heineken® logoset consists in the basis of 4 different logos:

- Heineken® Brand Logo
- Heineken® Original Lager Logo
- Heineken® 0.0 Logo
- Heineken® Light Logo

Versions

For each logo there is a standard (=1) and small use (=2) version:

Standard is the default choice.

If the logo is reproduced with a width < 35 mm the small logo has to be used. The small logo is also best in case the reproduction technology doesn't allow much detail: e.g. embroidery, brand-mark, embossing.

Exceptional variants: vertical (=3), vertical small (=4), horizontal (=5)

Positive vs Reversed

There are positive artworks for on light backgrounds: e.g. white (=A), and reversed artworks for on dark backgrounds: e.g. Heineken® green (=B) or dark grey / black (=C) or light grey and aluminum/inox (=C1).

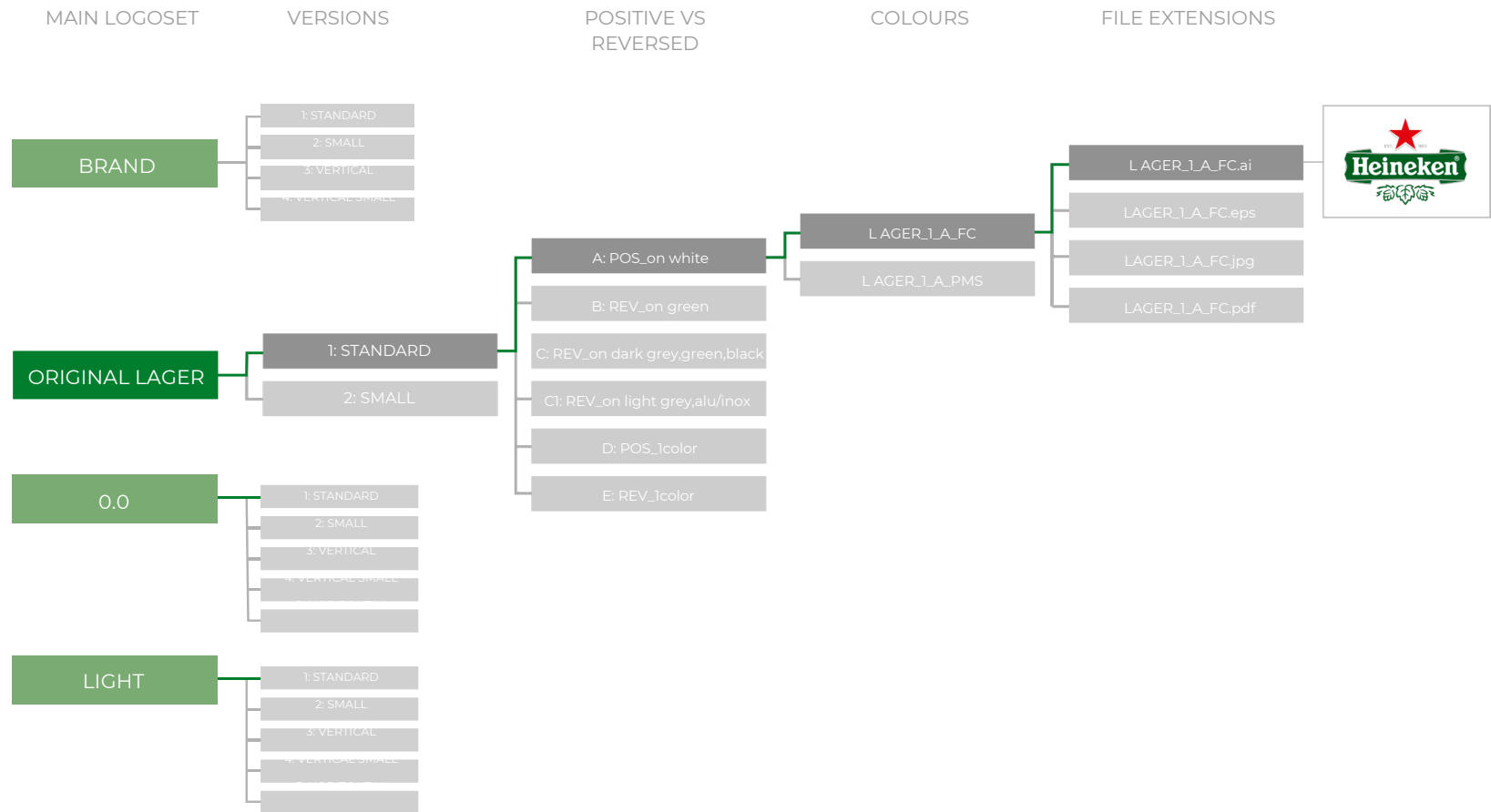
1 colour versions are available as black on white: positive (=D), and white on black: reversed (=E).

Colours

There are different colour versions such as: full colour in CMYK (FC), or Pantone colours (PMS).

File extensions

For different techniques there are different file types available, recognizable as file-extensions: ai, eps, jpg, pdf.



Contact information

Ramses Dingenouts

Senior Packaging & Identity Design Manager Heineken® Global Commerce
ramses.dingenouts@heineken.com

Paul Mak

[Graphic Quality Manager Heineken® Global Commerce](mailto:paul.mak@heineken.com)
paul.mak@heineken.com

Claudia Vos

[Packaging Design Manager Heineken® Global Commerce](mailto:claudia.vos@heineken.com)
claudia.vos@heineken.com

In market design development & approval:

The Asset Factory

assetfactory@itg.co.uk
aishamasood@itg.co.uk
kimwade@itg.co.uk