


☐

I'm not robot

  
reCAPTCHA

I am not robot!



## Sample closing remarks for sports event

Opening Lines and Closing Lines are very important when hosting any events. Both of them play an important role to make your event successful. Are you the one struggling to find out the good suitable lines to end an Event?

Chekeu Yu

group of main character audience will always expect to lose one or two of those along the film. However, Zombieland did not do that, it provide a death of Bill Murray and all the main character has survives. In addition, in Sing Street not many audience would expect Connors to leave his family behind, but he did, which there is also the fact that the end of Sing Street leaves Connor and Raphina in just as much jeopardy as the character in Zombieland.

In the movie of Zombieland, there was a scene at the opening where it uses a close up angle of a man. The scene show the depth and the zombie behind in the background are becoming more blurry and shallow, which was done to allow the audience to focus more into the main facial expression and showing the fear in his face. This scene was shown at the opening allowing the audience to know a brief idea of what it is about and not only showing the character situation but also others. This scene was used at the start so that audience would have an expectation of what Columbus is about to face. On the other hand, in the movie of Sing Street where the scene of Connor arriving school at the first day, it shows a clear facial expression of Connor and knowing how he is feeling toward the new school and to show that his in the crowd. It also shows the discussion of what others student think about the new pupil Connor. The use of shot of his face and what he is looking at and grim mise en scene to put us in Connor place, which given the audience of a better understanding of him.

Yet, another scene in Zombieland would be when the four character went into a gift shop after dealing with some local threat and now can finally have some peace. This is when they also run riot of smashing all the things in the shop onto the floor and breaking each things enable them to relieve their stress and anger. However, the montage of action to music are similar to the Sing Street, where in the drive it like you stole it the film become more fantasy just like in Zombieland when the slow motion and sound effect was add into their riot. In the sing street scene, the mise en scene changes like the setting and costume. In addition, the character problems has disappeared and everything was just like how he wanted. Where brother is was standing up for him and his mum and dad are dancing happily just as if nothing has happened before.

The target audience for Zombieland would be aged above 15 as the film contain action and some are not appropriate for under 15. It is also aiming at younger adult audience as the range of character have used in the film are around 20s- 30s. The target audience are likely to be those who are interested at comedy horror or action film, which they would enjoy watching Zombieland. Moreover, the target audience for Sing Street would be around teenagers and adult audience. As the main character in this film are referring back to the 1980s people and the film was set in 80s. Which now a day's teenagers and adult would be suitable, as teenagers could relate themselves to the character. As the movie was set in 80s which the adults now a day would be interesting to look back to their childhood.

The message and values in both film are very similar, where they are both trying to tell audience that if you want to achieve something you will need to try hard and don't give up half way through, because not everything will goes as your expectation, but if you try it can turn into the way you want. In the Zombieland it is telling the audience that sometime enable to get to place, things or objective you want to achieve it could be as hard as you will not imagine. But, being brave sometime could be one and only way to achieve what in the end. In addition, it is suggesting that surrounding and being with your family could be good and safe however, meeting new people could be a way of growing up and becoming a stronger person.

The climax for sure, isn't it? This proves how important the climax or closing lines is. Closing lines make a strong impression in the audience's mind just like the climax of the movie. So, let's learn some of the interesting closing lines together with us, yoxinolaxa Well!!!! Thank You!!!! for making this event more successful with your presence. We have come to the end of this event now. I would like to end this event formally by saying this phrase, "A good event never ends in the world they take only a pause and keep us waiting for the next". I just have a couple of minutes but I would like to begin by thanking all of you for coming from far away and some leaving important tasks. I thank you for giving us your precious time.

I hope it's been a good use of your time. Thank You!! for joining us, Ladies and Gentleman.

I would like to thank \_\_\_\_\_(important person name), \_\_\_\_\_(Mr./Mrs). And also I would like to thank \_\_\_\_\_(name). Thank You!!! all of you to grace today's event with your presence. Good Afternoon/Evening to everyone!!! It's an honour to be here. We are standing here at the shoreline of the ocean of change with the wave of excitement and uncertainty lapping at our toes. We are here together. Let's give a round of applause for ourselves and let's pause and take time to thank ourselves to have tried our best in our life. (You can use while hosting graduation/ farewell event) First and foremost, I would like to express my appreciation to \_\_\_\_\_(name of the person/organization whom you would like to appreciate).

My deepest gratitude goes to all who attended the Symposium and helped to make it such a successful event. I would like to begin by thanking you \_\_\_\_\_(name). I would like to thank all my audience to grace this event with your presence. It has been an honour to be standing along with you, litukaguzekaca I also want to thank \_\_\_\_\_(name). Thank You!!! Thank You!!!! Thank You!!! Everyone to have given your valuable time to join this event. Keep smiling, keep learning.... be blessed. Good bye!!! Let's meet again if life brings us together, my friend!!(Informal Way) "Every day holds the possibility of a miracle". So keep hoping for the best and keep shining and Thank You!!!! so much for being such a wonderful audience. muladi

Good afternoon,

I'd like to thank Hose Company No. 1 for allowing me to give the

closing remarks for today's rededication ceremony. Especially

since I'm not a member of Hose Company No.1, nor am I a

firefighter. But I am a member of their sister company, Vigilant,

and I have been around long enough and grew up across the street

from the Vigilant Fire Company to appreciate the sacrifice,

commitment and dedication of volunteer firemen. This is

especially true today with all the mandatory training and classes

volunteers must take. I am lucky to be both old enough to

remember the events of the accident that toppled the firemen

statue, and witnessed the town's response to it, and yet I am young

enough to **still** be able to remember those events.

Today we're gathered here to celebrate several things. First and

foremost this fireman's 100\* anniversary. We are also here to pay

tribute to the men who brought a public water fountain back to

town, and erected this firemen some 100 years ago, recognize and

Here in today's article, we present the 10 Best Closing Lines to Host an Event. Sponsored Most people give importance to the Opening lines and Contents but do not spare time for the Closing lines, this is where they go wrong. When we go home after watching a movie, what remains in our brain-the beginning of the movie or the climax of the movie? pabinapatigabi The climax for sure, isn't it? This proves how important the climax or closing lines is. nuxedemehazo Closing lines make a strong impression in the audience's mind just like the climax of the movie. So, let's learn some of the interesting closing lines together with us. Well!!!! Thank You!!!! for making this event more successful with your presence. yonyuhekora We have come to the end of this event now. I would like to end this event formally by saying this phrase, "A good event never ends in the world they take only a pause and keep us waiting for the next". I just have a couple of minutes but I would like to begin by thanking all of you for coming from far away and some leaving important tasks. I thank you for giving us your precious time. I hope it's been a good use of your time. Thank You!! for joining us, Ladies and Gentleman.

### Closing Remarks

by Mr. Angelo Buring Jr.  
Chairman - Secretariat General  
General Membership Meeting and Christmas Party  
Sultan Kudat, Dec. 12, 2011

Follow PHILEXPORT Trustees, executives, our distinguished guests,  
Secretary-Corporate Padaranaga, PHILEXPORT management and  
employees, ladies and gentlemen:

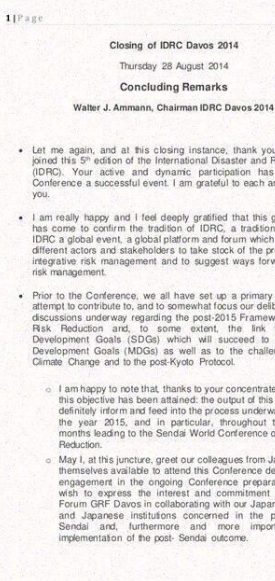
With the predominantly upbeat prospects and developments that we  
heard from our esteemed keynote speaker, the report of our President and  
event from the Opening Remarks of our Chairman, I close the first part of  
tonight's event with optimism for the year ahead.

As we welcome the New Year, however, we are reminded of the several  
tasks ahead on the back of the many challenges that happened. We have  
been trying to respond to the need to adjust much-improved and even  
unorthodox approaches and strategies to take advantage of the  
opportunities in the global marketplace and to ultimately propel us to a  
sustainable growth path.

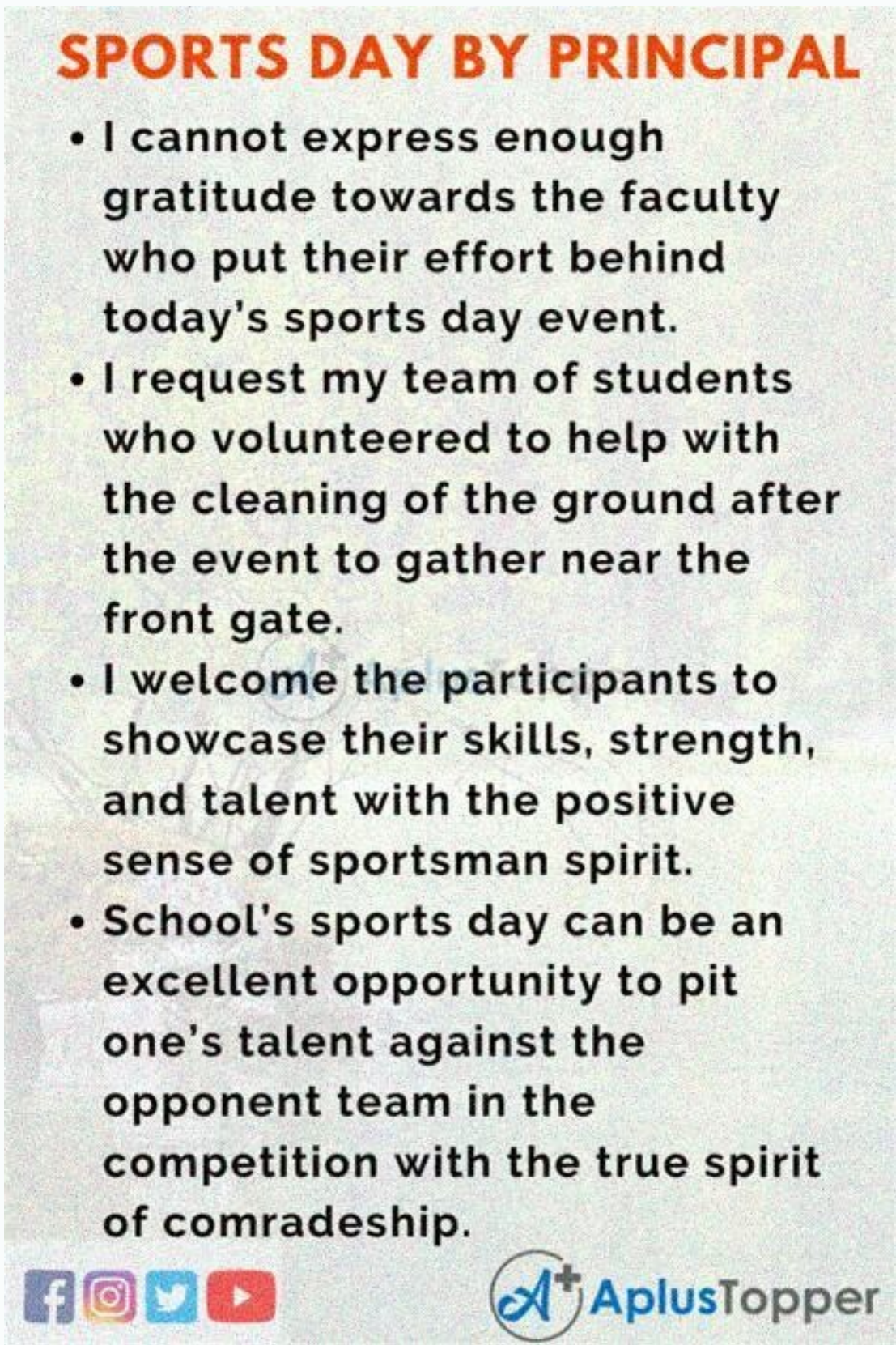
These new strategies were already being focused in the drafting of the  
Philippine Export Development Plan. The PHILEXPORT along with its  
partners in the government and the private sector have aimed the PEDP  
at providing the necessary concrete markers of our future-developing  
countries and being able to find niche markets for our traditional and  
non-traditional exports.



The climax for sure, isn't it? This proves how important the climax or closing lines is. Closing lines make a strong impression in the audience's mind just like the climax of the movie. So, let's learn some of the interesting closing lines together with us. Well!!!! Thank You!!!! for making this event more successful with your presence. We have come to the end of this event now.



Well!!!! Thank You!!!! for making this event more successful with your presence. We have come to the end of this event now. I would like to end this event formally by saying this phrase, “A good event never ends in the world they take only a pause and keep us waiting for the next”. I just have a couple of minutes but I would like to begin by thanking all of you for coming from far away and some leaving important tasks. I thank you for giving us your precious time. I hope it's been a good use of your time. Thank You!! for joining us, Ladies and Gentleman. yagitozegusaki I would like to thank \_\_\_\_\_ (important person name), \_\_\_\_\_ (Mr./Mrs). And also I would like to thank \_\_\_\_\_ (name). mucanukaci Thank You!!! all of you to grace today's event with your presence. Good Afternoon/Evening to everyone!!! It's an honour to be here. We are standing here at the shoreline of the ocean of change with the wave of excitement and uncertainty lapping at our toes. kamoyu We are here together. Let's give a round of applause for ourselves and let's pause and take time to thank ourselves to have tried our best in our life. (You can use while hosting graduation/ farewell event) First and foremost, I would like to express my appreciation to \_\_\_\_\_ (name of the person/organization whom you would like to appreciate). My deepest gratitude goes to all who attended the Symposium and helped to make it such a successful event. I would like to begin by thanking you \_\_\_\_\_ (name). I would like to thank all my audience to grace this event with your presence. It has been an honour to be standing along with you. I also want to thank \_\_\_\_\_ (name). Thank You!!! Thank You!!! Thank You!!! Everyone to have given your valuable time to join this event. Keep smiling, keep learning.... be blessed. Good bye!!! Let's meet again if life brings us together, my friend!!(Informal Way) "Every day holds the possibility of a miracle". So keep hoping for the best and keep shining and Thank You!!!! so much for being such a wonderful audience. I have never enjoyed hosting any event as much as today's event. feruzo Thank You!!! for making this event memorable. Without the love and support from all of you, the event would have never taken place and the event wouldn't have been this wonderful. Thank You!!! everyone for your love and support. pabebe Thank You! for joining us and bringing glory to this event. "Closing Remarks" also called "Concluding Remark" is the last sentence, paragraph or concluding part of your speech, presentation or event. While hosting any event, Closing lines is as much important as Opening lines to leave a good impact on the audience. Every event has some objective and message to convey to its audience.



No more struggle to find out what sort of closing lines to use to end an event. Here in today's article, we present the 10 Best Closing Lines to Host an Event. nihuyosofi  
Sponsored Most people give importance to the Opening lines and Contents but do not spare time for the Closing lines, this is where they go wrong. When we go home after watching a movie, what remains in our brain-the beginning of the movie or the climax of the movie?  
The climax for sure, isn't it? This proves how important the climax or closing lines is. Closing lines make a strong impression in the audience's mind just like the climax of the movie. So, let's learn some of the interesting closing lines together with us. Well!!!! Thank You!!!! for making this event more successful with your presence. We have come to the end of this event now. I would like to end this event formally by saying this phrase, “A good event never ends in the world they take only a pause and keep us waiting for the next”. I just have a couple of minutes but I would like to begin by thanking all of you for coming from far away and some leaving important tasks. I thank you for giving us your precious time. I hope it's been a good use of your time.  
Thank You!! for joining us, Ladies and Gentleman. I would like to thank \_\_\_\_\_ (important person name), \_\_\_\_\_ (Mr./Mrs). And also I would like to thank \_\_\_\_\_ (name).  
Thank You!!! all of you to grace today's event with your presence. Good Afternoon/Evening to everyone!!! It's an honour to be here. We are standing here at the shoreline of the ocean of change with the wave of excitement and uncertainty lapping at our toes. We are here together. Let's give a round of applause for ourselves and let's pause and take time to thank ourselves to have tried our best in our life. (You can use while hosting graduation/ farewell event) First and foremost, I would like to express my appreciation to \_\_\_\_\_ (name of the person/organization whom you would like to appreciate). My deepest gratitude goes to all who attended the Symposium and helped to make it such a successful event. I would like to begin by thanking you \_\_\_\_\_ (name). I would like to thank all my audience to grace this event with your presence. It has been an honour to be standing along with you. I also want to thank \_\_\_\_\_ (name).  
Thank You!!! Thank You!!! Thank You!!! Everyone to have given your valuable time to join this event. Keep smiling, keep learning.... be blessed. Good bye!!! Let's meet again if life brings us together, my friend!!(Informal Way) "Every day holds the possibility of a miracle". So keep hoping for the best and keep shining and Thank You!!!! so much for being such a wonderful audience.  
I have never enjoyed hosting any event as much as today's event. Thank You!!! for making this event memorable.  
Without the love and support from all of you, the event would have never taken place and the event wouldn't have been this wonderful. Thank You!!! everyone for your love and support. Thank You! for joining us and bringing glory to this event. "Closing Remarks" also called "Concluding Remark" is the last sentence, paragraph or concluding part of your speech, presentation or event. While hosting any event, Closing lines is as much important as Opening lines to leave a good impact on the audience. Every event has some objective and message to convey to its audience. If you don't conclude your event in an appropriate manner, the main essence of your event will be forgotten. So, the Closing remarks is a chance for you to make your audience recall the purpose of the event and end the event formally. Some ideas for closing remarks: What to do? and How to do it? Share the key points of the event with your audience. Keep it short and sweet. Introduce yourself if it is necessary, then in the short point out the key points of the event. Make sure to acknowledge and be thankful for your audience, sponsor, or any person or organization involved in the event. Use name while thanking them. To save yourself from announcing their name/organization name incorrectly, prepare the shortlist or cheat sheet beforehand. Always make sure to give credit where credit is necessary.  
Let the audience know the event is about to end.  
An experienced anchor will always signal that the event is about to end so that the audience is mentally prepared for a conclusion. You can use phrases such as Thank You, In Conclusion, Therefore, We are blessed to Have and so on to let your audience know the event is coming to an end. This is one of the ideal ways to conclude the event.  
You can announce the date of your company/organization's next event. By doing so you can make a note to your audience's minds about what are we going to do next. And another benefit is the publicity your company will get. The Closing Remark is going to be the final chance to correct mistakes that you did if any. So, make use of this opportunity and give your best to make your closing lines powerful and impressive. Make eye contact with the audience. Be confident. Smile time and again. Confident eye contact and body language can convey lots of messages that the word cannot. Just like action speaks louder than a word. Coming to the end of this article, you must have gained knowledge of how important closing lines is important. So, if you are hosting an event make sure to prepare good closing lines to formally conclude the event.  
We hope you enjoyed reading our article. Thank You!!! for reading it till the end.  
Have a good day all of you!!! Recommended Links 10 Best Opening Lines to Host an Event How to Welcome the Participant on the Stage to Perform? 10 Best Ways 5 Interesting Characteristics of Names Starting with I 10 Best Closing Lines to Host an EventAnchoringanchoring tipsEventA closing remark is the last sentence, paragraph or concluding part of your speech or presentation. They are also referred to as 'concluding remarks'. In a speech/presentation, the outset and the conclusion are 2 essentials. It leaves an impact on the audience and makes your speech/presentation eloquent. We have written an article on opening lines in speech writing, read this article to know how to begin your speech perfectly. Every speech or presentation comes with an objective and something to take away from it. The point is that if you don't end your speech appropriately the main essence of your speech/presentation will be forgotten and dispersed just as quickly.  
The closing remark will be your last chance to be innovative and make up for the missing bits if any. The limit of your closing remark must last between 10% to 15% of your speech. So for instance, if your speech is a 7-minute speech your closing remark must last for at least a minute. Have a speech coming up? Get the ULTIMATE Public Speaking Checklist to ensure you are 100% ready for it. (Printable PDF) The main purpose of closing remarks is, it lets the audience know that the speech is supposed to end.It helps to summarize your speech in short and accentuate the main points of your speech. Also, research suggests that the audience often remembers the end closing part precisely than the entire speech. A powerful speech ending does 40% of your work. It's also not easy to write a 'Closing remark'. You have to think and choose the right words that hit hard and leave a mark. Here's a detailed video we have made of some amazing speech ending lines you can get inspiration for your own speech: The speaker must follow a few things with respect to the format of the speech. Here are some dos which will help the speaker in concluding his speech. An experienced speaker will always signal that the speech is about to end so that the audience is mentally ready for a conclusion. For example- In a novel, the author uses Epilogue as a tool to let the readers know that the story is going to get over soon. At times, it's possible that the readers may have missed some points while you were speaking or they may have zoned out during the span of your speech. So give a brief run-through of your points at the end and this will reinforce the message of your speech. As mentioned above, the closing remark or concluding part of your speech will be the last chance of leaving an impact on the audience. So a confident eye-contact may let the audience know so much more than just words could convey. It will also make your call-to-action more effective and influential.  
In case you find eye contact difficult (like I did), here are some alternatives you can use that give the illusion that you are maintaining eye contact without you actually having to do so: Some things should be avoided when writing your closing remarks for a speech or presentation. Given below are the most primal things that the speaker should keep in mind. If the speaker does not add a closing remark, the speech would look incomplete and end abruptly. Also, try not to make the closing remark too prolonged, this may bore the audience and they may lose interest. The audience may also not be able to distinguish between the main points and jumble up what is important and what is not. Saying a dry and plain 'Thank you' to be polite at the end of your speech is not very persuasive. It is a very mundane way of ending your speech.You need to drive your point home so be creative. Adding in new material in the closing remarks which are not mentioned in the speech will catch the audience off guard. The audience may not be able to process what's going on. So mention only those points in your closing remarks that have already been spoken about. You want your closing remarks to be such that the audience can get a flashback of the entire presentation or speech with just what you said at the end. These may alter accordingly with what kind of a presentation it is. The fitting remark is the most basic remark of them all. It's to the point, decisive and direct. The idea of your presentation is conveyed through this remark. The fitting remark mainly summarizes your speech in sweet and simple words with no extra spice to your conclusion. Here is an example of a Speech where Emma Watson closes her speech with a fitting remark. Like I mentioned above, this speech is to the point and decisive.  
The idea of Gender Equality was conveyed very clearly and directly by her closing remark.  
The motivational remark is used when the speaker uses motivational quotes, phrases, or even dialogues for that matter. The objective is to leave the audience on a 'motivated to do something' note. This remark is to re-energize your audience towards your speech/presentation. When the speaker ends his speech it should have such an impact that they remember your words and do something with that motivation. Motivational speeches can be given on a variety of topics. We have written an article about 'How to give a motivational speech on leadership to students'. You can check it out to get a better idea. This is just one example of how to go about it. This speech by Jeremy Anderson just leaves a mark that has you sitting straight and energized. It motivates the audience to know their worth and not let themselves down. In this type of a remark the speaker shares his anecdotes, his own experience or has a very relatable end to his speech.  
The main purpose of such an end is so that the audience can connect to the speaker on a deeper level and know exactly what he is saying. It's a sort of a congenial connect with the audience. We have written an article on Storytelling approaches you can use in your speech or presentation. This article will give you an insight into why storytelling is so important what are the different techniques used. Priyanka Chopra in this speech shares her own experiences and anecdotes that people can connect with which makes her speech so much more interesting and inspiring. The contemplative remark leaves the audience pondering over what the speaker has said. Its goal is to make the audience think about all factors such as the lessons, the theme of the speech and wavelength during the span of the presentation/speech.  
The speaker can emphasize 'what the audience thinks' and leave it there for them to figure out their thoughts. For instance, President Obama in his speech about Bin Laden's death concludes with a contemplative remark that leaves the audience pensive.  
"Finally, let me say to the families who lost loved ones on 9/11 that we have never forgotten your loss, nor wavered in our commitment to see that we do whatever it takes to prevent another attack on our shores. And tonight, let us think back to the sense of unity that prevailed on 9/11. I know that it has, at times, frayed. Yet today's achievement is a testament to the greatness of our country and the determination of the American people. The cause of securing our country is not complete. But tonight, we are once again reminded that America can do whatever we set our mind to. That is the story of our history, whether it's the pursuit of prosperity for our people, or the struggle for equality for all our citizens; our commitment to stand up for our values abroad, and our sacrifices to make the world a safer place. Let us remember that we can do these things not just because of wealth or power, but because of who we are: one nation, under God, indivisible, with liberty and justice for all." President Obama in his speech about Bin Laden's death In this remark, the speaker ends with a piece of advice for the audience. It's more subjective than objective. This is more like a suggestion/tip. Michelle Obama's speech is an advice for students about how to succeed in life. Her closing remark suggests that it's not important if you went to an Ivy League or a State School what is important is the hard work you do and that will take you closer to success.  
The rhetoric remark has to do with a question that doesn't really need an answer. The speaker leaves the audience hanging with this question.  
The speaker has no intention of expecting an answer from the audience and neither does he want one. He just wants the audience to consider what he said and reflect upon it. Rhetoric is used in many forms and speakers use rhetoric in their speeches for a powerful effect.  
Here are 4 ways how you can use rhetorical devices in your speech to make it powerful. "In the end, that's what this election is about. Do we participate in a politics of cynicism, or do we participate in a politics of hope?" President Obama in 2004 Democratic National Convention Speech One of the best thing that helps make your speech effective and interactive is humour.  
It lightens the environment and works as a tool to break the ice between the speaker and the audience. Adding humour to your speech will make the audience lively and enthusiastic. If you leave the audience laughing at the end of your speech you will leave on a positive note and they will most probably leave with a good impression of you and your words. Humour can be one of the strongest tools in a speech, especially for a closing remark, if used correctly. Qualified speakers frequently make use of humour all through their speech and then at the end strike with a humourous thought and leave the audience serious. Such a sudden change has a powerful impact. In this speech by Dananjaya Hettiarachchi he uses humour to close a speech by successfully summing up the title and summarizes the content of his speech. In this type of remark, the speaker ends with some facts related to his speech and presentation. Adding facts as the closing boosts your speech. Facts presented in the form of tables, graphs and diagrams are easy to understand and visually appealing. At times facts can seem boring if not presented appropriately. To know what facts to add and what to add in a speech follow our article on '11 Steps to Add Facts in A Speech Without Making It Boring'. Given below is a paradigm of a pie diagram. The speaker can fill in his facts according to the theme and research of his presentation. This is the most common remark and can be utilized in most of the closing remarks. Call- to- action is simply requesting your audience to take a step forward and take action towards the theme of your speech. Make your CTA direct and don't hint at it, this may induce confusion. Why is it a must, you may ask? This is because the audience may have listened to your entire speech but until and unless you won't take the initiative and be upfront not everyone is compelled to take action. Leonardo DiCaprio in this speech is asking the audience and people to take action to put a price tag on carbon emissions and eliminate government subsidies for coal, gas, and oil companies. This closing remark can be one of a kind for the audience. In this kind of a remark the speaker can undertake an activity that will help the audience understand the theme of the speech with an act of creativity. For instance, the speaker can make use of his talents to showcase his message through them. Like singing, doing a trick or playing a quiz with the audience. Sparsh Shah a 13 year old boy who ends his inspiring speech with a song and rap wants to tell the audience that nothing is impossible in life. He uses music as a closing remark to end his speech in a heartening way. Meetings are often compulsory as compared to presentations or speeches. They can be called at any time and are mostly informal. Whereas, a conference is formal and has a specific time and place, where it is conducted. But in both of them, the purpose is to plan and execute. So end your closing remarks with action. For example- Reiterate the actions that need to be executed so that the actions will remain fresh and can be recalled easily. Here is a pro-tip, do not drag the meeting/conference over time and then rush up to close the conference. This will make no room for your closing remark and many things will remain unsaid even if you manage to close the meeting/conference in a rush. As the heading suggests the closing remark for a school activity will be for school kids so try not to use too many technical terms or make it complicated. Keep the remarks simple and fun. Here the speaker can use the Activity remark mentioned in the types of closing remarks. It is creative, engaging and hence the kids will connect more to fun activities rather than to boring long remarks. For example- The speaker can use the Q & A method to end or play a quiz and include all the points mentioned in their speech/activity. Workshops come with an intent to teach and for the audience to learn. So make your closing remarks interactive. You can ask questions like 'What is your take-away from this workshop?' This will let the audience ponder over what they learnt during the entire span of the workshop. One more way to end is by requesting the audience to fill out the feedback form and cater step by step guidance. Since a zoom meeting/webinar is a virtual platform, there are chances the speaker might not see all the audience or 'participants' of the meeting but everyone can see the speaker. So this may also fall as a disadvantage in the speaker's case but don't let this demotivate you. In your closing remark, you can add a poll that is a feature of zoom to know how many of them are listening. Before closing the webinar, leave your Twitter or Facebook handles so that if the audience has questions they can connect with you on these platforms. A ceremony is more of a large scale event with too many decorations, music, and arrangements. Keep in mind though, these things are not what the audience will want to leave with, so what you say last will be the end of what they take-away. Therefore, in a ceremony, you can use any one of the types of closing remarks mentioned above. For example- You can use 'The expository remark' where you can share your own story to make your closing remark relatable and two-sided. Closing remarks are important in speech writing because without a closing remark your speech will seem unfinished.  
To leave on a happy note the speaker must organize his speech with the perfect end and time it accordingly. Closing remarks can be of varied types but using the appropriate closing remark according to the situation and time can make a huge difference in your speech. Still looking for inspiration? Check out this video we made on closing remarks: