

COMPANY BACKGROUND

6Σ Research Pte Ltd (6Σ) is a next-generation investment management firm that harnesses proprietary artificial intelligence to revolutionize fundamental analysis.

Founded to bridge the gap between traditional investment discipline and cutting-edge technology. Our integrated methodology combines deep market expertise with proprietary algorithms to generate high-confidence investment valuations and precise market timing strategies, delivering sustainable alpha generation for our clients.

INVESTMENT OBJECTIVES

6Σ's objective is to maximize long-term compound growth in intrinsic value through disciplined capital allocation and superior risk-adjusted returns.

The firm deploys a concentrated portfolio of 7 to 12 core holdings, focusing on high-quality businesses with sustainable competitive advantages, predictable recurring cash flows and robust balance sheets.

Exceptional management teams with strategic vision & ability to capitalize on growth opportunities. Undervalued assets with clear catalysts for value realization, potential operational improvements, strategic initiatives and enhanced market positioning. The Investment Manager emphasizes quality & resilience, seeking businesses that demonstrate strong growth trajectories that provides natural downside protection.













6Σ's proprietary technology platform provides scalable infrastructure capable of managing multiple portfolios with distinct investment objectives while maintaining absolute fidelity to each mandate's specific requirements. The firm combines fundamental research-driven asset selection with dynamic portfolio allocation and disciplined entry/exit strategies, utilizing AI-enhanced timing models to optimize risk-adjusted returns across varying market conditions and investment horizons.

Errata & Clarification

We wish to provide clarification regarding a reporting error in our previously published performance summary. The +33.7% return cited was generated by the 6Σ Investment Strategy. It was incorrectly referenced as a simple average return of our recommendations. To provide a fuller picture, we have now also included the simple average return of +22.2% across all recommendations to date, shown in the highlighted yellow column.

We sincerely apologize for any confusion caused by the earlier version and reaffirm our commitment to accuracy, transparency, and rigorous standards of reporting for our investors.

Recc To Date¹ | Portfolio Asset Recommendations

+73.9%		Palantir (Technology)
+27.1%		Nvidia (Technology)
+4.5%		TKO Group (Entertainment)
+6.3%		Service Corporation International (Consumer Services)
+17.9%		Airbus € (Aerospace)
+1.9% ²		Singapore \$SGD [SHORT USD] (US\$90,674 per capita)
+19.1%		DBS Group S\$ (Financials)
+37.9%		Las Vegas Sands Corp (Gaming)
-25.4%		Geo Group (Consumer Services)
+16.2% ²		[SHORT] Intel Corporation (Technology)
+10.4%		S&P 500 ETF (Index)
+14.5%		Nasdaq 100 ETF (Index)

Source: ssre.ai/publications. 1: additive returns, 2: SHORT position

2025 PERFORMANCE (as of 10-August)

Period	6Σ IM ³	6Σ Avg ⁴	S&P 500
Recc TD	+33.7%	+22.2%	+19.1%
YTD	Na	Na	+8.9%
Recc TD - S&P	+14.6%	+3.1%	-

ENDNOTES & DISCLAIMERS

3. 6Σ Investment Management (IM) returns is based on 6Σ investment management strategies. Returns calculated without standalone SGD position.
 4. 6Σ average (Avg) performance results +22.2% are presented on a gross basis, simple average, excluding dividends & interests, excluding standalone SGD-USD position and based on 19 portfolio positions (otherwise +21.2% for 20 positions).
- Reflects the number of recommendations which the Company has previously publicly disclosed.
 - Market indices shown have been selected for purposes of comparing the performance of an investment in 6Σ with certain broad-based benchmark. The S&P 500 index is comprised of a representative sample of 500 US large-cap companies. The index is an unmanaged, float-weighted index with each stock's weight in the index in proportion to its float, as determined by Standard & Poors.
 - The information contained herein is subject to change without notice.
 - Past performance is not necessarily indicative of future results. This document should not be deemed a recommendation, offer or solicitation to buy or sell any securities, including those of 6Σ, in any jurisdiction, nor shall such information, or the fact of its distribution, form the basis of, or be relied upon, in connection with any contract thereof.