



**SLEEVE-IT**  
WHEN YOUR WALL NEEDS A FENCE



THE PRE-ENGINEERED SOLUTION  
FOR BUILDING FENCE-READY,  
CODE COMPLIANT RETAINING  
WALLS EVERY TIME.

PRESENTING THE  
INCOMPARABLE  
SLEEVE-IT™ SYSTEM.

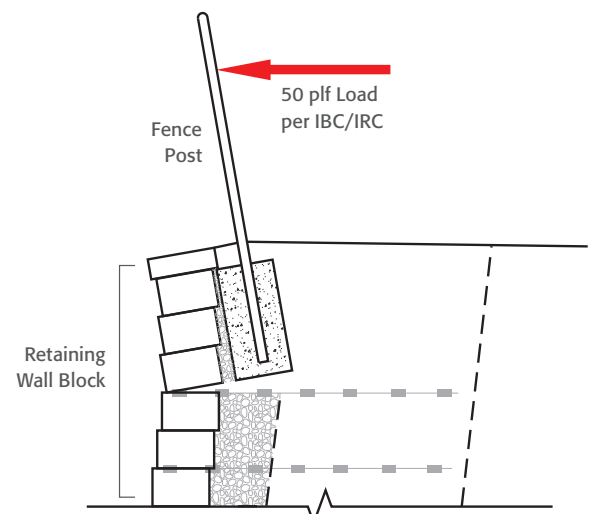
DESIGNED AND TESTED  
TO MEET IBC  
SECTION 1607.7





**DON'T WAIT UNTIL THE  
RETAINING WALL IS BUILT  
TO CONSIDER FENCE  
REQUIREMENTS.**

By then it's too late. Addressing fence integration as an afterthought not only significantly reduces the integrity of the existing wall's structure, it often results in the loss of at least three feet of valuable real estate for the entire length of the fence you need along the wall. The Sleeve-It System works within new wall construction, integrating the fence perfectly in every way.



*Without The Sleeve-It System*



*“No more collapsing cardboard tubes or running to a supply house to pick up long lengths of drainage pipe to fabricate into sleeves. The Sleeve-It System also eliminates call backs from the fence contractor trying to figure out how to auger holes through our geogrid.”*

**John Siebert**

Pickering Valley Landscape, Inc.  
Wall Installer since '90

*“Using the Sleeve-It System allows my wall crew to install the fence tubes directly behind the wall face and out of the way of my backfill and compaction operation.”*


**Glen Clarke**

C&C Landscaping, Inc.  
Wall Installer since '93

**SLEEVE-IT – THE ENGINEERING  
BREAKTHROUGH WE’VE ALL  
BEEN WAITING FOR.**

Code compliance and its associated complications and costs, the loss of valuable real estate when retrofitting a fence while creating the required buffer zone, as well as the loss of wall integrity if fence posts are bored directly into an existing wall are all daunting challenges solved by the Sleeve-It System. Those familiar with using the Sleeve-It System have nothing but high praise for this unique technological solution. Once you’ve experienced it for yourself, rest assured, you too will be wondering how you got along before.

*Isometric View of Sleeve-It 1224R System Components.*



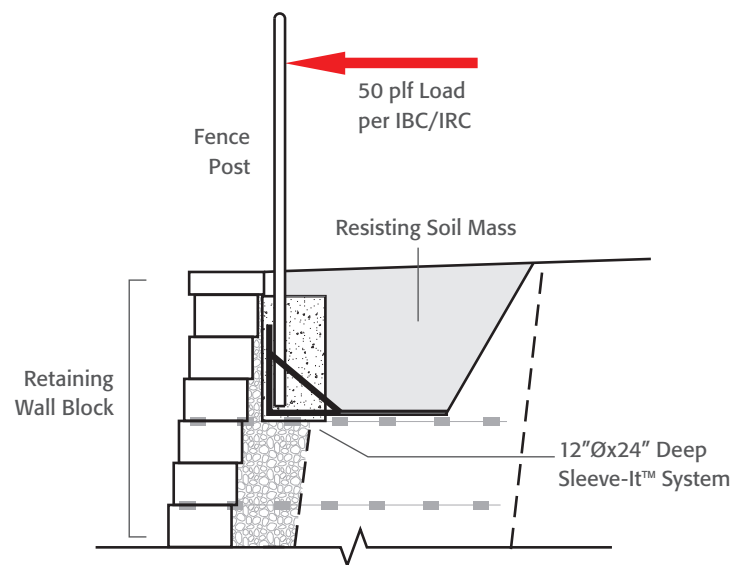
*For downloadable details and specifications go to [www.geogrid.com](http://www.geogrid.com)*





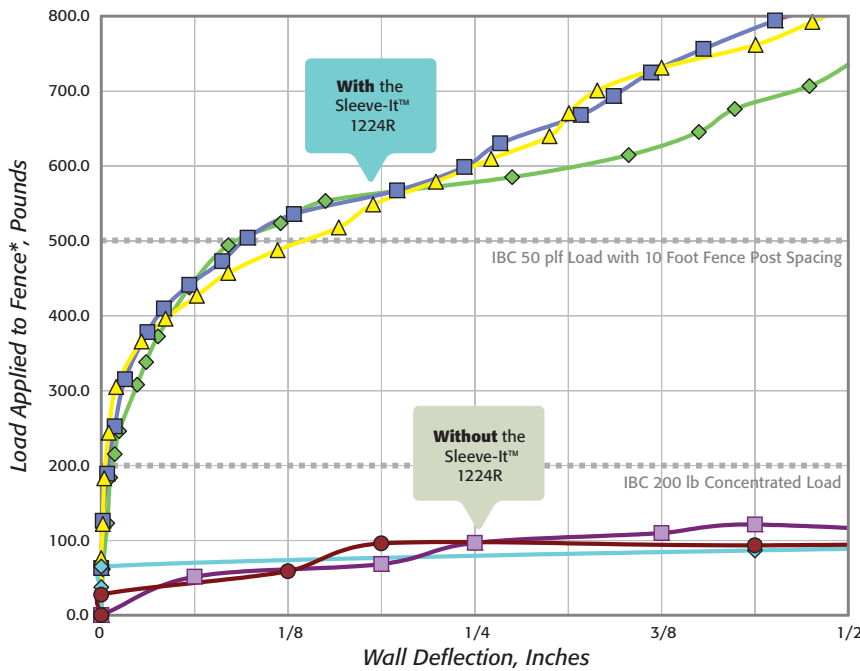
■ **HOW IT WORKS.**

The face of a Segmental Retaining Wall consists of dry stacked, mortarless concrete units. These units cannot resist overturning when a load is applied to a fence post. The Sleeve-It System uses a traditional cantilever design to engage the overlying soil mass, thereby providing resistance to the fence load.



*With The Sleeve-It System*

**THE PROOF IS IN THE TESTING.**



\* All loads were applied at a height of 48" above grade.

**Why has fence integration with a segmental retaining wall become such a hot topic in recent years?** The International Building Code (IBC) has been adopted at various levels by 48 states. This code clearly defines that a fence is required where a fall hazard is present. To integrate a fence with an existing wall necessary requirements are unachievable without costly design considerations.

**What are the specific code requirements when integrating a fence with a retaining wall?** IBC section 1607.7.1 states that when a retaining wall reaches the 18" – 48" height range (local municipal dependent), a fall hazard is created. The fence system must also resist concentrated loads ranging from 200 to 500 lbs.

**How has fence integration been addressed in the past?** By creating a three foot buffer zone between the fence post foundation and wall face, any load applied to the fence system is absorbed by the surrounding soil without affecting the integrity of the wall face.

**Why is the buffer zone concept problematic?** An SRW should maximize usable real estate, yet often that land

use will not be available to the segmental wall face.

- Work stoppages caused by last minute redesigns and lengthy municipal review periods.
- Maintenance and safety issues related to having three feet of "dead space" on the hazard side of the fence.
- During wall installation there is often a loss of production and poor compaction within the integration zone.

**What are the structural limits and acceptable applications for the Sleeve-It 1224R?**

The Sleeve-It 1224R is specifically designed for fence and pedestrian rail foundations designed in accordance with the applied load conditions defined in the 2009 IBC, Section 1607.7. The system is ideal for residential, commercial and public sector applications where safety concerns must be addressed with grade separation structures such as segmental block retaining walls. The system design and performance are based on full-scale static load test. As such, the system may not be applicable for dynamic load conditions such as those associated with wind load from screen or privacy fence structures. This system is not applicable to vehicular guide rail or vehicular bollard post systems.

Rigorous laboratory and field-testing have proven without question that the Sleeve-It System's innovative design ensures load transfer from the fence structure to the reinforced soil and away from the block face of the SRW.

The Sleeve-It System meets code requirement for fences and guards as prescribed by Section 1607.7.1 of the IBC. Fence structures installed in the wall's block face or directly behind it do not meet code, as shown on the bottom of the graph, and the top of the wall simply pushes over.

THE UNDENIABLE  
BENEFITS OF THE  
SLEEVE-IT SYSTEM.

Eliminates **Fence Contractor** concerns about affecting wall system integrity.

Ensures the **Developer** maximum use of valuable real estate.

Reduces the **Wall Designer's** liability related to fence integration.

Allows the **Wall Contractor** to maintain peak production.

Provides the **Specifier** with a code compliant solution.



Give us a call before your next project at 1-800-680-7750.





Distributed By



Sleeve-It is manufactured exclusively by Strata Systems, Inc. and distributed by masonry concrete manufacturers worldwide. U.S. Patents and International Patents pending on some aspects of the Sleeve-It System.

© 2007-09 Strata Systems, Inc.

Strata Systems, Inc. • 380 Dahlonega Road, Suite 200, Cumming, GA. 30040 USA  
(800)-680-7750 • (770)-888-6888 • [www.geogrid.com](http://www.geogrid.com)