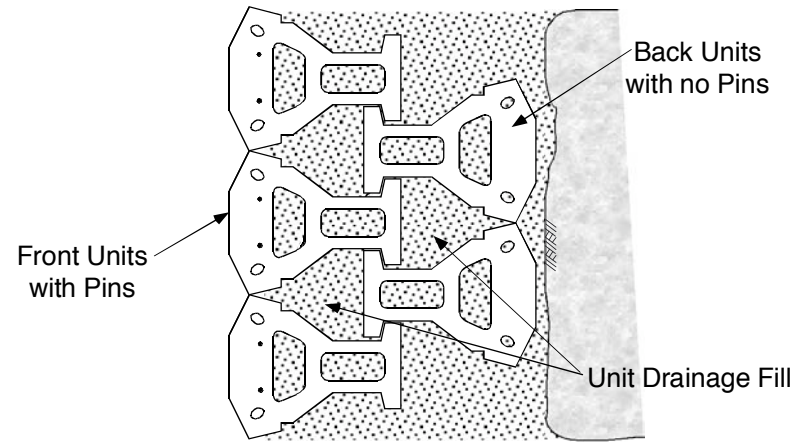
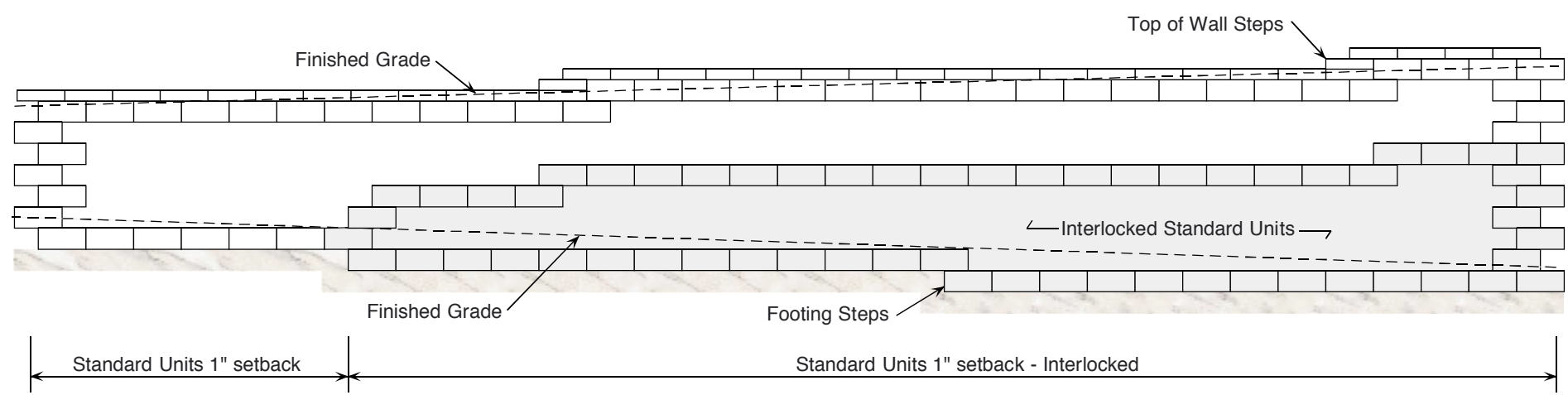


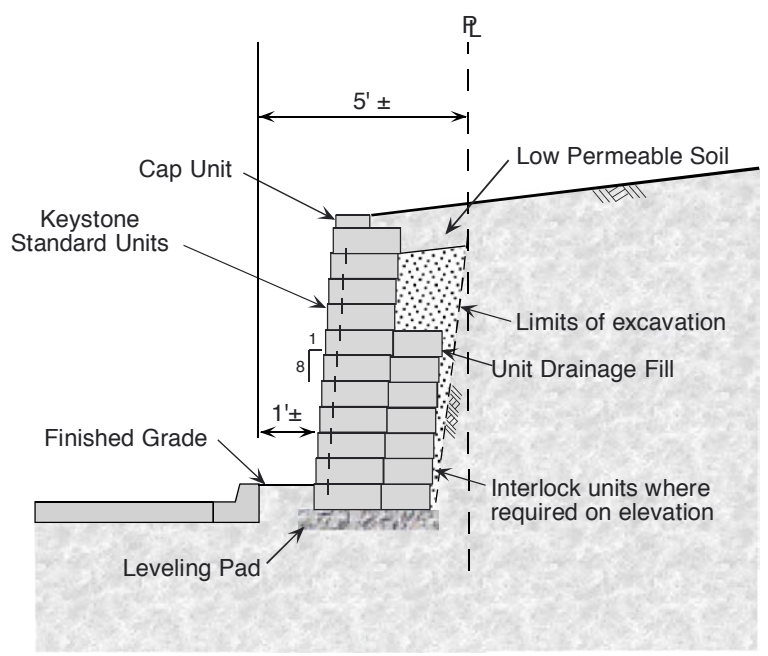
Typical Plan View



Typical Detail



Typical Wall Elevation



Typical Interlocked Wall Section

COPYRIGHT (c) 2000 by Keystone Retaining Wall Systems, Inc.

The information contained herein has been compiled by Keystone Retaining Wall Systems and to the best of our knowledge, accurately represents the Keystone product use in the applications which are illustrated. This drawing is being furnished for design guidance and estimating only. Final determination of the suitability for the use contemplated and its manner of use are the sole responsibility of the user. Structural and geotechnical design analysis shall be performed by a qualified engineer.

Any party accepting this document does so in confidence and agrees that it shall not be duplicated in whole or in part, nor disclosed to others without the consent of Keystone Retaining Wall Systems, Inc.

No.	Date	Revision	By



Designed By:  
cdm  
Checked By:  
Date:  
1/10/00

Specialty Applications

Interlocking Standard Units

Project No: Drawing No. 8