


# Blindspace® S100x100NS with TrackTrim®

## Corner with Butted Boxes and Curved Curtain Tracks

### HEAD BOX S100x100NS & TRACKTRIM PROFILE

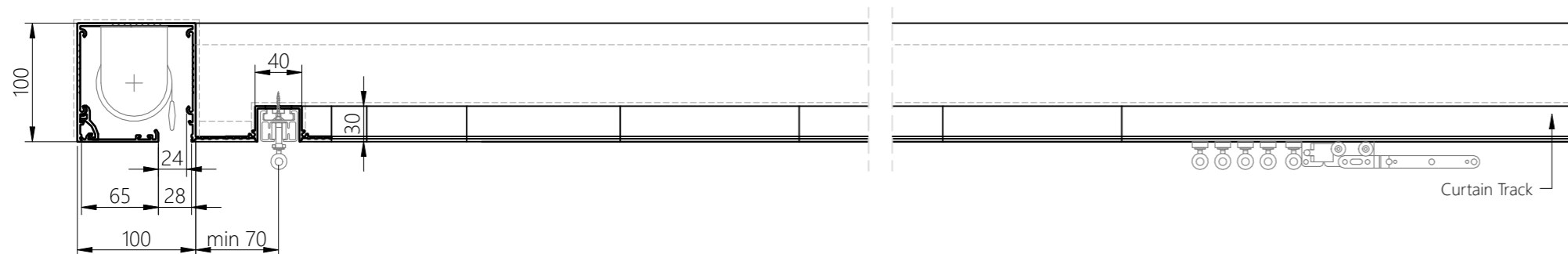
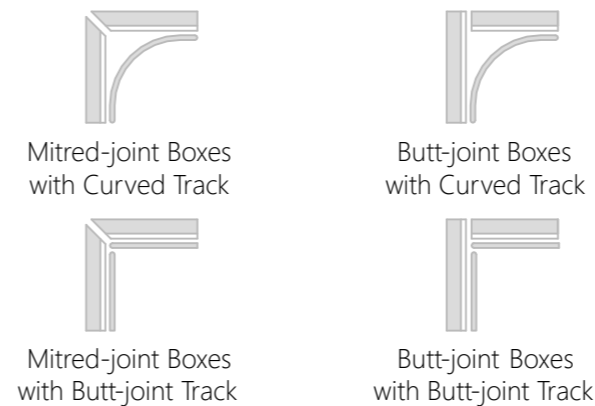


### PRODUCT REFERENCE

**S100x100NS**  
&  
**TrackTrim® R300**

CAUTION: For further details and all possible configurations visit [blindspace.com](http://blindspace.com). For curtain stack sizes, please consult with curtain track specifications.

### CORNER VARIATIONS



1:5 scale

Product	Blindspace S100x100NS, & TrackTrim®
Description	Recessed box with optional flanges and hinged cover to conceal blinds flush with wall or ceiling finished surface & recessed profiles to house curtain tracks.
Blind & curtain sizes	Please see size chart and supplier details for blind & curtain sizes such as max. width, height and area.
Finishes	Provided in RAL 9016 (white) Optional powder coating to other RAL colours available.
Material	Box - Powder Coated Aluminium, EN 6063 T6 TT - PETG
Optional accessories	End cap Splice pin (to align boxes) Splice plate (to align covers) Chain guide (for manual blinds) Covers in various widths
Box length	6000mm Cut to size for shorter lengths. Spliced together for longer lengths.
Installation	Boxes to be fixed with countersunk screws every 200mm through back (and both flanges when available) into appropriate backing. Scrim tape to be used on flanges. Finished plaster level to be flush with cover. Allow 3mm recess space for ease of installation, shown in dash line around boxes. Please refer to Sample Installation Drawings available both in PDF and DWG at <a href="http://blindspace.com">blindspace.com</a>
Print date	2024/01/09
Page size	ISO A3 420x297
Print file	blindspace s100x100ns corner with butted boxes and curved curtain tracks.dwg