

Waimea Community Emergency and Resilience Plan

An Overview of Plan Focus,
Hazards, Needs, and Actions

“A Connected Community is a Resilient Community”

A plan developed by the Waimea Resilience Hub
with community input and participation.

March 15, 2023

Meet the Team!



Waimea Resilience Hub Core Team:

- ❑ Lauren Avery
- ❑ Tim Bostock
- ❑ Diane Chadwick
- ❑ Patti Cook
- ❑ Amylia-Rae Gandolf
- ❑ Christopher Hawkins
- ❑ Edith Kawai
- ❑ Michelle Medeiros



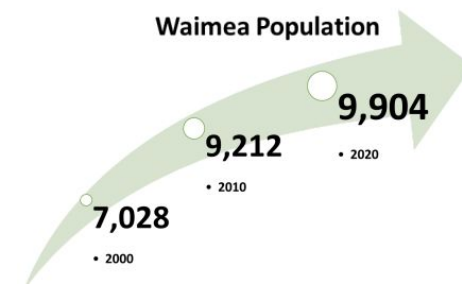
Community Overview



- ❑ A geographically-distinct community in North Hawai'i
- ❑ Centuries-old Hawaiian history and cultural traditions overlaid with 175+-year paniolo heritage connected to Parker Ranch plus many smaller ranches and farms
- ❑ Complementing this in 2023 are numerous public, public charter and private schools, Queen's hospital, two federally qualified community health centers, multiple astronomy organizations, numerous active NGOs; many small businesses – most with “headquarters” elsewhere. Largest employers are the Kohala Coast resorts and related service businesses including restaurants.

Unfolding Challenges

- ❑ Soaring Cost of Living Especially Housing Exacerbating Existing Economic, Health and Educational Disparities
- ❑ Population Shift = Growth, Gentrification, Declining Connectedness & Shared Values
- ❑ Unreliable Emergency Communications System & Diverse Ways Residents Get “News”



Community Overview




Attributes/Characteristics	Data includes entire 96743 which minimizes economic disparities
Annual Household Income	\$124,497 (2020 Waimea Median Income: \$21,000 above national average, however, Waimea public schools in 2021: 70+% of families qualified for Free/Reduced Lunch.
Large and Growing Part-Hawaiian Community	35% of 2021 U.S. Census respondents' are multiracial and selected Asian, White, and Native Hawaiian/Pacific Islander as the primary ethnicity they identify with. Waimea public schools report more than 55% part native Hawaiian students. DHHL expected to award additional leases.
Age of Residents	Under 18: 23%; 65 and Older: 18%
Education	34% H.S. / 19% college certificate / 23% B.S. or higher = above national average / 24% no H.S. diploma



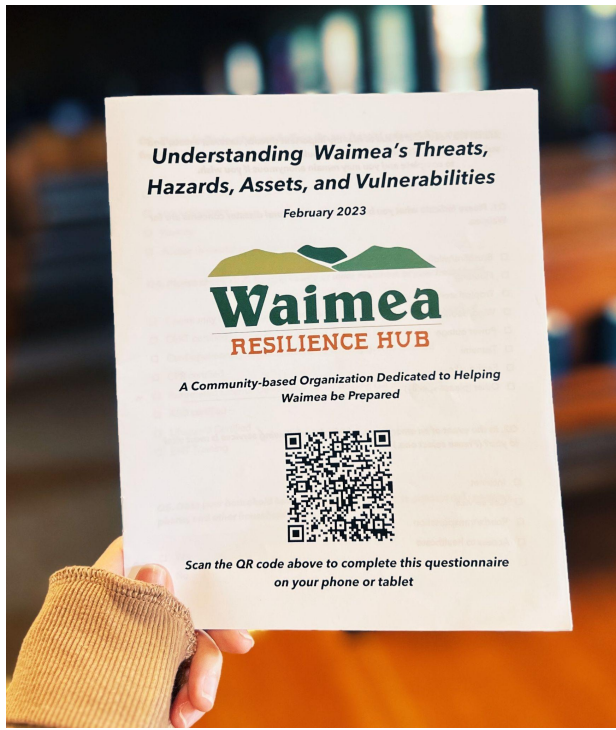
Plan Focus

The Waimea Resilience Hub has identified the following as the focus of its **Waimea Emergency and Resilience Plan**:

Strengthening community connections to ensure effective household and whole community response to and recovery from emergency events. We strive to engage trusted community members in connecting and collaborating with individuals, households, businesses and organizations across the community to be better prepared and share information and resources as needed.




Community Survey

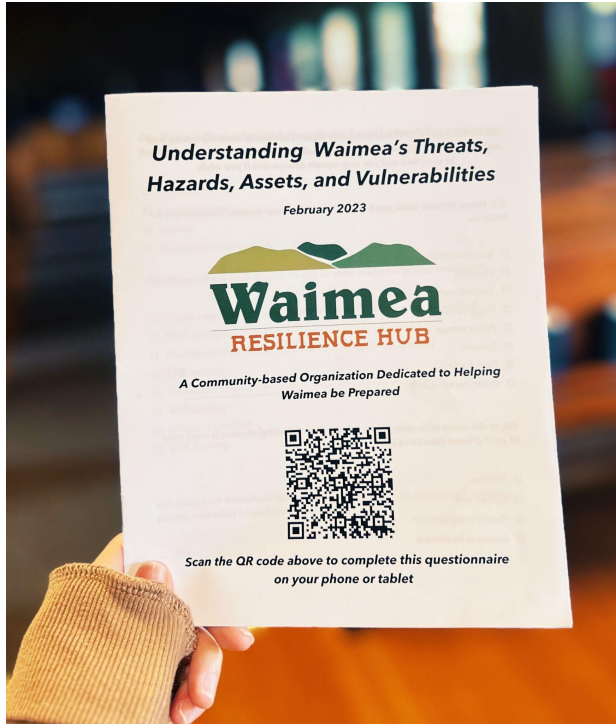


WRH prepared and is actively distributing a **Waimea Resilience & Emergency Plan Survey** to develop data to guide our understanding of how to move forward - together - to build resilience and improve our capacity to respond in times of emergency.

Goal: 300 Community Responses



Survey Outreach



- WRH Monthly eNewsletter: 200 x 2
- Emailed Direct: 775
- Community eNewsletters: 900
- Paper Copies @ Food Distributions: 350
- Mailed w/ Return Envelope: 50
- WCA Town Meeting/eNewsletter: 1,000
- WRH Hybrid Community Briefing @ Tutu's House: 100

Goal: 300+ Responses

Potential Threats and Hazards




	Potential Impacts to Waimea <i>All of the following may result in emergency responders and healthcare being overwhelmed and community being isolated from or unable to get outside assistance.</i>
Wildfires	Loss of life; structure & infrastructure damage; loss of electricity, water, wifi & telephone connectivity; traffic; air quality and breathing; possible need for emergency food, drugs and/or shelter; need to relocate & feed livestock
Hurricanes	Loss of life; structure and infrastructure damage; loss of electricity, water & wifi & telephone connectivity; flooding; hospital overwhelmed; food/essentials shortages resulting in hoarding and panic; possible need for emergency food, drugs and/or shelter and care for livestock
Flooding	Loss of life; structure and infrastructure damage; loss of electricity, water, wifi and telephone connectivity; traffic & road closures; need for emergency food, drugs and/or shelter and care of livestock
Earthquakes	Loss of life; structure and infrastructure damage; loss of electricity, water, wifi and telephone connectivity; flooding; hospital overwhelmed; panic; possible need for emergency food/shelter.

Potential Threats and Hazards

	Potential Impacts to Waimea - Continued...
Tsunami	Loss of electricity; loss of wifi and telephone connectivity; influx of evacuees from coastal communities necessitating possible need for emergency food, healthcare and/or shelter
Mauna Loa or Hualalai Eruption	Traffic or possibly road closures; air quality and breathing; foodstuffs and other goods
Water Supply Disruption	Loss of life; urgent need to provide drinking water; hygiene; food security; panic;
Epidemic/Pandemic	Foodstuffs and other goods; schools and businesses close; widespread loss of income; hospital & other medical care overwhelmed; hoarding and panic
Extended Power/Internet Outage	Loss of life; hospital overwhelmed; loss of communications connectivity, loss of potable water service and refrigeration; hoarding and panic
Sudden Transportation Disruptions	Shortages of food, drugs and other goods; traffic; school and business closures
Sudden Extended Supply Chain Disruptions	Shortages of foodstuffs, meds, hygiene products and other goods; schools and businesses close; hoarding and panic

Waimea's Assets



- ❑ Distinct geographic community with town center
- ❑ Emergency services (police/fire/ambulance) and hospital in town (limited manpower)
- ❑ Two large grocery stores
- ❑ Churches and other organizations provide community services (food distribution, etc.)
- ❑ Some organizations are fairly well connected
- ❑ WRH producing/distributing monthly newsletter to nurture connectivity, awareness of resilience and emergency response preparedness; continuing to expand distribution datalist; spotlighting individuals/orgs helping enhance preparedness, and individuals who are Waimea “resilience heroes”; There also are other newsletters (churches, WCA)
- ❑ Open space if needed
- ❑ Structures available to provide shelter if necessary
- ❑ Moderate climate and temperature
- ❑ Accessible by walking and bicycle
- ❑ Older community has “ties” – will help their family and friends
- ❑ Pohakuloa Training Area - emergency services and supplies, and air supports capacity
- ❑ Waimea/Kohala regional airport

Waimea's Vulnerabilities



- ❑ Residents not well connected to civil authorities and each other in the event of an emergency
 - confusion, misinformation, no information; inconsistent communications by public agencies are problematic on a daily basis - very challenging during emergencies
- ❑ Uncertain reliability of power generation, wifi and Ham radio connectivity; power outages create uncertain reliability of potable water
- ❑ A large percentage of residents likely do not know what to do in the event of an emergency
- ❑ Newcomers lack family and social networks on which to rely in the event of an emergency
- ❑ Shelter-able structures exist but need to determine accessibility and whether adequately equipped re: power supply, potable water, wifi, refrigeration, blankets, bedding, hygiene products and if pet friendly? No Category 3 or stronger hurricane shelters
- ❑ Emergency services will be stretched thin
- ❑ Extended emergencies could result in shortages of food, RX, and other essential supplies
- ❑ Ranchers may need to relocate livestock or secure food/water

Q1: Actions & Required Resources



By the end of May 2023, our Hub will have:

- ❑ Expanded community outreach and connectivity by (1) adding WRH core team members, (2) expanding WRH newsletter recipient list; (3) continuing to publish monthly newsletter to inform community about WRH mission, vision and activities; (4) continuing to spotlight “Resilience Hero of the Month” to help explain our activities and honor those already doing exemplary community service work; (5) securing community input via WRH Emergency Preparedness survey and will have begun data interpretation
- ❑ Hosted the **“Are We Ready?” Waimea Fire Prevention & Preparedness Fair**, 10AM-1PM, Saturday, May 20, 2023 - Mana Christian ‘Ohana’s Kahilu Town Hall
- ❑ Initiated a WRH Facebook and Instagram page

To do so, our Hub will need for the 5/20/23 Resilience Fair to:

- ❑ Recruit diverse public, private and community agencies and organizations as event partners (30 total targets currently)
- ❑ Secure venue, refine budget
- ❑ Plan, design and deploy event promotion materials; Update WRH’s “Who We Are, What We Do, Join Us” Flyer

To Build Hub Emergency Response Network, our Hub will need to:

- ❑ Establish connections with at least 10-12 neighborhoods and/or organizations who have agreed to be a part of our hub network

Q2: Actions & Required Resources



By the end of August 2023, our Hub will have:

- ❑ Explored possibility of collaborating with the Daniel Sayre Foundation to host resilience informational booth at blessing/dedication of new emergency helicopter at S.K. Fire Station
- ❑ Continued community outreach and connectivity as described in Q1, including names/contact info secured during “Are We Ready?” Waimea Fire Preparedness and Resilience Fair
- ❑ Complete data interpretation of WRH emergency preparedness survey and begin sharing out via newsletter, website and hosting community meeting, etc.
- ❑ Continued to support WRH Facebook and Instagram pages
- ❑ Initial preparedness resource list to post to website and begin sharing in newsletter

To Build Hub Emergency Response Network, our Hub will:

- ❑ Expand connections with at least 10-12 additional neighborhoods and/or organizations who have agreed to be a part of our hub network
- ❑ Visit and network with North Kohala Hub
- ❑ Begin to establish contact protocols for emergency communications
- ❑ Begin to identify specific items needed to support emergency communications networking (hardware, software, etc.), essential manpower, and explore funding possibilities

Q3: Actions & Required Resources




By the end of November 2023, our Hub will have:

- ❑ Continued community outreach and connectivity as described in Q1 & Q2.
- ❑ Explored possible “public” outreach partnership event
- ❑ Continued to support WRH Facebook and Instagram pages
- ❑ Expanded preparedness resource list to add to website and share in e-newsletter

To Build our Hub Emergency Response Network, our Hub will continue to:

- ❑ Expand connections with at least 10-12 additional neighborhoods and/or organizations who have agreed to be a part of our hub network
- ❑ Refine contact protocols for emergency communications
- ❑ Identify specific items needed to support emergency communications networking (hardware, software, etc.), essential manpower, and explore funding possibilities;
 - Specifically need to secure funding to sustain part time paid assistance beginning in March 2024.

Q4: Actions & Required Resources



By the end of February 2024, our Hub will have:

- ❑ Collaborated with Waimea's Cherry Blossom Heritage Festival - Saturday, February 3, 2024, by hosting an emergency preparedness informational booth
- ❑ Continued community outreach and connectivity as described in Q1, Q2 & Q3.
- ❑ Continued to support WRH Facebook and Instagram pages
- ❑ Expanded preparedness resource list to add to website and share in e-newsletter

To Build Hub Emergency Response Network, our Hub will continue to:


- ❑ Expand connections with at least 10-12 additional neighborhoods and/or organizations who have agreed to be a part of our hub network
- ❑ Refine contact protocols for emergency communications
- ❑ Continue to identify specific items needed to support emergency communications networking (hardware, software, etc.), essential manpower, and explore funding possibilities
 - Specifically need to secure funding to sustain part time paid assistance beginning in March 2024.

Summary



By the end of February 2024, WRH will have fully pivoted from its initial pandemic-driven emergency response focus of helping support food and COVID-19 masks, test kits and information distribution, to:

- 1) *Being more informed about emergency preparedness as it relates specifically to Waimea's needs and circumstances,***
- 2) *Becoming more deeply imbedded in and connected to a wide, diverse cross-section of the community, and***
- 3) *Effectively helping motivate enhanced community preparedness***



Visit Our Website for Updates!

www.WaimeaHub.org

