

1988 No.4

Sheet 1 of 2

SPARES BULLETIN - SEPTEMBER 15TH

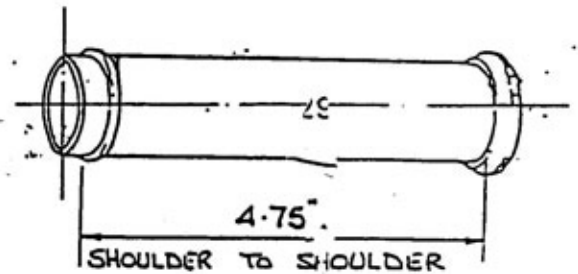
PUSH ROD TUBES - 'B' RANGE

Finished in high quality polished chrome.
The following parts are available:-

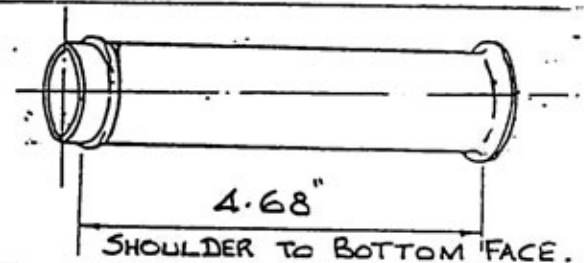
UNITS 1 & 2 SILVERHILLS ROAD,
DECOY INDUSTRIAL ESTATE
NEWTON ABBOT, SOUTH DEVON
TQ12 5ND

Tel. Newton Abbot 69700/60486
Telex No. 42902 Racing G

PART NO. 70 - 3646
650c.c. 'B' Range
1957 to 1964 inclusive

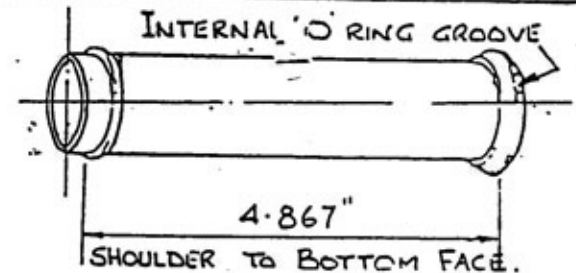


PART NO. 70 - 6000
650c.c. 'B' Range.
1965 - 1967 inclusive.

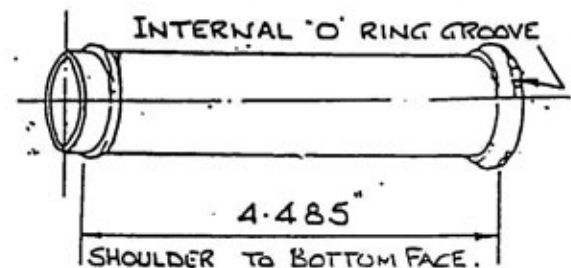


PART NO. 70 - 9349 (PART NO. 71 - 2575)
650c.c. 'B' Range.
1968 to 1973

These two parts are interchangeable.
71 - 2575 was one piece.
70 - 9349 was fabricated.



PART NO. 71 - 3329
750c.c. 'B' Range.
1973 to 1979 inclusive.



PART NO. 71 - 7191
750c.c. 'B' Range.
1980 - 1988 inclusive.

