

Know Before You Go

Socorro

Giant Mantas & Dolphins



ITINERARY

FAQs

A NOTE ON COVID-19

BACKSCATTER PHOTOGRAPHY COURSES

RENTAL LOCKER

DIVING EXCURSION RISKS

RESPONSIBILITIES

A NOTE ON GRATUITIES

CUSTOMS & CAMERAS

OTHER NAUTILUS DESTINATIONS

How You Can Stay in Touch at Sea

We are proud to have been the first dive boats in the world to offer satellite internet access while voyaging out to remote oceanic islands. Satphone and internet access is available on all our ships for a modest fee. Please note that the speed of our generation four latest and greatest equipment doesn't compare to what you are used to on shore. WhatsApp and text emails usually work great. Media files and document attachments are not possible.

Check out our new [e-brochure](#)

[View e-brochure](#)



SeeCreatures

Located directly across from the town square, two blocks from the marina and in the heart of the downtown restaurant and bar district.

Open seven days a week to serve you better on boarding day, warmup dives and photo seminars, pre-trip diving tours, backscatter workshops and much more!

Open Seven Days a Week
8am - 5pm

On Vessel Departure Dates
8am - 8pm

Holiday hours to noon to 8pm.

 **+52 624-143-6915**
+52 624-179-6953 (WhatsApp)

Email: info@seecreaturesbaja.com

Address: Calle Miguel Hidalgo #10, Centro,
23450 Cabo San Lucas, B.C.S., Mexico

Vancouver Head Office

Monday - Friday
8am - 4:30pm

 **+1 604-241-1918**

WhatsApp: +1 604-360-9400

Email: info@NautilusDive.com

We Save Lives.

BUY NOW



Sample Itinerary

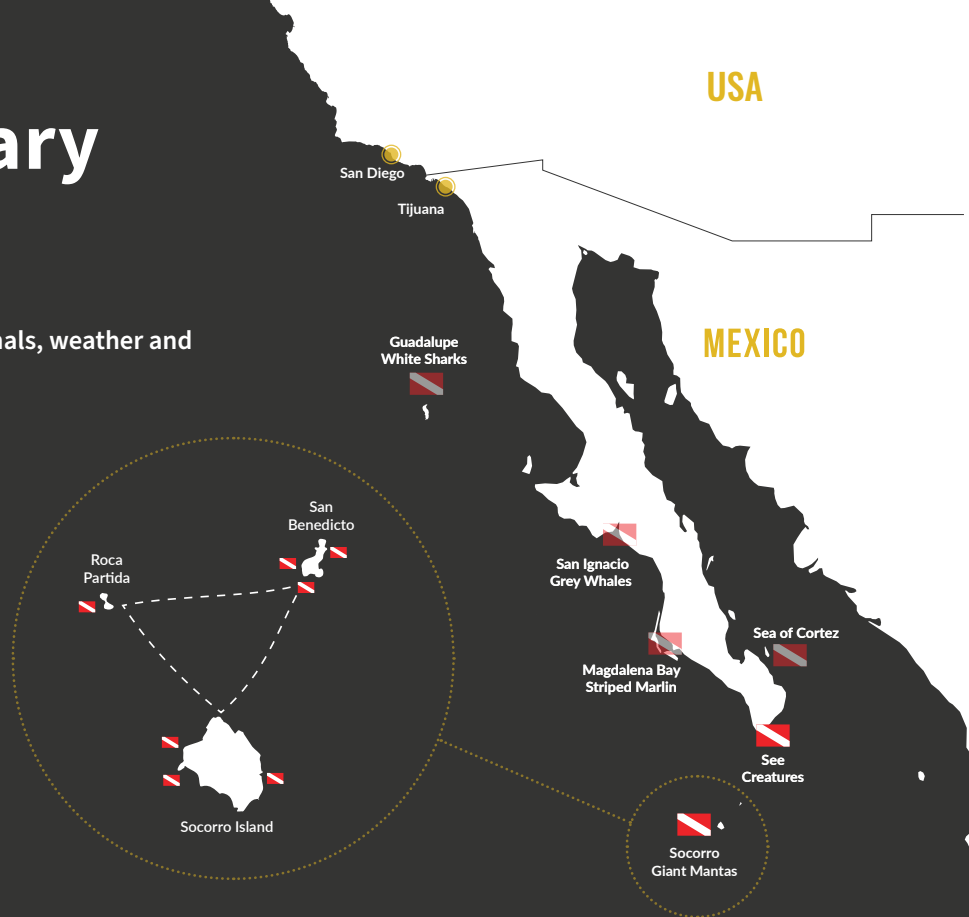
9-Day Trip

Itinerary is subject to the vagaries of big animals, weather and Mother Ocean!

Pre- & Post-Trip Extensions

Maximize your vacation in Baja with savings on pre-trip or post-trip extensions including 2-tank boat dives or side trips out to Gordo Banks and Cabo Pulmo. In season, our beautiful 116' expedition yacht Gallant Lady is stationed at Cabo Pulmo for 6-day liveaboard extensions into the southern Sea of Cortez.

[Contact Us](#)



Day 1

Our Nautilus owned [SeeCreatures](#) is located downtown Cabo San Lucas, near the marina and is your home away from home. We encourage you to fly in early and allow us to arrange for some local diving whether it's Gordo Banks, Cabo Pulmo or the La Paz whale sharks. Your trip includes a complimentary Backscatter lesson this morning. Our photo pro's will coach you on how to get that perfect manta image, help set up or service or repair your camera gear and assist with camera rentals. You are welcome to drop your bags off and check-in whenever it's most convenient. We ask that you please be at SeeCreatures by 4pm for the pre-boarding health check. After your health check you may leave SeeCreatures and enjoy a nice dinner or evening walk. Please arrive back to SeeCreatures by 7:15pm for the mandatory safety video before boarding the boat at 8pm.

[View Safety Video](#)



Day 2

Today is a traveling and relaxing day at sea. It is a one day run out to the islands. An orientation briefing will be held in the morning, followed by a fire and boat safety drill. A drill? On holiday? Don't worry, it is for your safety but we will make it lots of fun. We are proud to have been the first, and some of the only, ISM safety certified passenger vessel dive boats in the world, the same safety certification as the largest cruise ships. We'll keep you as busy as you like on this sea day with Manta 101 in the afternoon, then you will have a chance to prep your gear, read a book, relax on the sun deck or check out the movie selection on our onboard wifi. We will be watching for the "green flash" at sunset, and while cocktail hour is officially at 7pm every evening, many of our guests enjoy some adult beverages well before that on sea days! We should arrive at San Benedicto Island that evening allowing you a calm night to relax and get a restful sleep before the next morning's excitement of diving with the friendliest giant mantas in the world.



Days 3-7

Over five full dive days you will be able to experience some of our favourite sites such as El Canyon, the Boiler, Red Rocks, Roca Partida, Cabo Pearse, Punta Tosca and Roca Oneal. We know that many of our guests want the option of as many dives as possible and we strive to offer an average of four dives a day, other than the day that we do our mandatory check-in at the local navy base when you will likely have the option of three dives plus our world-famous silky shark night snorkel. When the weather is really good and the seas are calm, certain dive sites like Roca Partida might become crowded with three or four dive boats in which case park regulations restrict us to offering three dives maximum that day. We cater to divers of all experience levels with what we call “dive butler”. We will quickly zip self-reliant and highly experienced divers straight to the dive site when it opens. Encouraging our newer divers who would like to be with a divemaster from start to finish to take their time gearing up and splash 20-30 minutes later. Most divers are somewhere in the middle of this and we will shuttle them along with dive guides to the sites with our skiffs running back and forth like taxi cabs! Note that several dives may be quite challenging and not suitable for divers of lower experience levels. The number of dives on offer is subject to weather, the whims of Mother Ocean, and crowding by other diveboats.

We will have other stuff going on to keep you as busy as you like with kayaks and paddle boards, shoreline tours, humpback whale watching (January to April), manta ID in the late afternoon and after-dinner presentations. Of course, it's always your option to find a nice quiet place to relax with a book, have a nice snooze, or maybe have a splash in our sparkling clear hot tubs.



Day 8

We will likely get underway very early this morning for the voyage back to Cabo San Lucas. This is the perfect day to check out photos and videos with the new friends you made onboard, pack your dive gear up and take time to relax before reality sets back in. The islands, the mantas, the sharks and the dolphins are almost “other worldly” and we hope the magic stays with you for a long time.

Day 9

Always a sad time for us. It's time to say goodbye and disembark the boat in Cabo at 8:30am for either SJD airport or to SeeCreatures in Cabo San Lucas. It doesn't have to be goodbye for long, we hope to see you again very soon.



What am I going to see?

The friendliest giant mantas in the world. Bottlenose dolphins that are almost as friendly. Up to ten species of sharks. Loads of fish. And in season you might see humpback whales, pilot whales, tuna or even false killer whales.

What to Bring

What do I need to pack?

NOTICE DURING COVID-19 CRISIS; please note that for everyone's safety and health, face masks must be worn in public areas other than during dive operations. Please bring a supply of masks and a bag in which to store them. Read our [safety recommendations here](#).

Personal toiletries. Dive gear (or travel light and use our rental gear!) Summer wear, noting that nights can sometimes be chilly which makes a sweater or fleece jacket a good addition. Sunscreen (reef-safe sunscreen will be available onboard with our compliments). Towels and bed linen are provided onboard.

What dive gear should I bring?

All the obvious stuff!! i.e. regulators, BCD, computer, mask, wetsuit, booties and fins. The park authorities prohibit divers from carrying a knife. Every diver should have their own [Nautilus LifeLine](#) but we will loan you one of ours if you haven't bought yours yet!

What kind of safety gear do you provide divers?

Nautilus LifeLines, DiveAlerts and SMB safety sausages.

Can I bring my own alcohol onboard?

Sorry, but NO. We carry a great selection of signature drinks, single malts, microbrew beer and a varied wine list, all at very reasonable prices.

Don't Forget!

What time do we arrive back in port?

Usually by 8:30am. We recommend booking an outward flight after 11:30am. We can help arrange your outbound transfers.

Do you have a storm policy?

YES. We highly recommend travel insurance which will cover you in this unlikely eventuality. Otherwise, you will receive a "day-for-day" credit towards a future trip for any days lost to weather.

Can you accommodate special dietary requests?

YES - with reasonable advance notice, we are pleased to accommodate vegetarian, vegan, lactose intolerance, gluten-free, low sugar, quasi-kosher and quasi-halal. We are likely unable to accommodate more esoteric special dietary requests.

What is NOT included in the trip price?

Single occupancy (available for a 25% surcharge), \$65 port fee payable at the end of your trip, bar, gift shop, rentals and crew gratuities.

Starting February 2022, the Mexican state of Baja California Sur is implementing a 350 Mx\$ (~\$17 USD) foreign tourist tax*. You might be charged at your hotel or at the airport at the time of departure. An additional 89 Mx\$ (~\$4 USD) tourism tax* will be implemented in June 2022.

**Only applies to non-residents of Mexico*

Travel Details

Do I need a passport and/or visa?

All guests must have a passport valid six months from entry. Visas are required from certain countries, please check your specific requirements online. All non-Mexican guests will require an FMM tourist visa.

Do I need insurance?

YES!!! Please note the capital letters! We require all guests to either purchase medical diving insurance from us or to have proof of valid insurance from a recognized and reputable carrier. Further, travel insurance is important and highly recommended but not mandatory. Guests who buy [Dive Assure travel insurance via the link on our website](#) (or by calling or emailing us) will receive a \$100 credit onboard effectively rebating 40% cost of their trip insurance.

Do I need dive medical insurance?

YES. Dive and evacuation insurance is mandatory. We can assist you with purchasing this at check-in if you like.

What airport do I fly into?

SJD Los Cabos International for both commercial airlines and private aircraft.

When should I fly in?

At least one day before departure given our experience with airlines having mechanical problems, losing luggage or even cancelling flights. It's a one-day sail from Cabo out to Socorro which means the ships cannot wait for guests who have missing luggage or missed their flight, otherwise everyone else will also miss a day of diving.

How do I get from SJD into town?

Sealine Cabo Transfers is our recommended provider of airport transfers to and from Cabo San Lucas. For booking, please email Paco at pmoreno@sealinecabotransfers.com

Can you recommend a local hotel?

Please call or email our Vancouver office for current hotel specials and great deals.

Phone: +1 (604) 241-1918

Email: info@nautilusdive.com

Before Departure

Where do we meet the boat?

SeeCreatures, located directly across from the town square, two blocks from the marina and in the heart of the downtown restaurant and bar district. We want our place to be your home away from home! Please drop by when you get into town and we will get you kitted up with whatever you need. We offer a variety of pre-trip packages including two or three tank boat dives and side trips.

What time do we meet?

We ask that you please be at SeeCreatures by 4pm for the pre-boarding health check. After your health check you may leave SeeCreatures and enjoy a nice dinner or evening walk. Please arrive back to SeeCreatures by 7:15pm for the mandatory safety video before boarding the boat at 8pm.

Can you help me get dive certified before the trip?

YES. We offer a full array of dive courses at SeeCreatures.

Can I get nitrox certified?

YES, at SeeCreatures.

Will I need to show my dive certification card before boarding?

YES.

Will I get seasick on this trip?

MAYBE!! Ok, we are joking a wee bit. We recommend prophylactic use of the scopolamine "patch" as an anti-seasickness medication. The patch has revolutionized the dive boat business and made going to sea practical for almost everyone. You will most likely not get seasick using the patch. The seas on the crossing - and out at Roca Partida dive site - are sometimes flat calm, while other times - maybe once in ten trips - the seas are rough. All of our ships are stabilized and the motion is comfortable - especially if you are using the patch - on the majority of days.

About Diving

How much experience do I need?

All are welcome. Our roots are in the cold, current-swept waters of BC and Alaska and we have always catered to experienced self-reliant divers looking for complete freedom on their dives. These divers are usually first in the water. We love buddying up with new divers looking for the reassurance of being with a divemaster from the time they start gearing up until they are back on the big boat. Most divers are somewhere mid-spectrum between these two groups and we make sure they are very well looked after as well! Note that several dives may be quite challenging and not suitable for divers of lower experience levels.

Is the diving from the big boat or skiffs?

Usually from our skiffs. We employ our multiple skiffs as "taxis" so that we can pick up divers when they surface and whisk them back to the big boat instead of waiting in the hot sun for everyone else to surface.

How many dives will I do?

Over five full dive days you will be able to experience some of our favourite sites such as El Canyon, the Boiler, Red Rocks, Roca Partida, Cabo Pearse, Punta Tosca and Roca Oneal. We know that many of our guests want the option of as many dives as possible and we strive to offer an average of four dives a day other than the day that we do our mandatory check in at the local navy base when you will likely have the option of three dives plus our world-famous silky shark night snorkel. Note that weather conditions, Mother Ocean or crowding by some of our competitors may limit some diving.

Are the boats camera friendly?

YES, VERY! Ask about rental cameras and photo pro services.

Are you rebreather friendly?

YES, VERY!

Can I do deco dives?

Sorry, no. Park rules have changed and deco diving is no longer permitted.

Can I do trimix diving?

We can arrange the supply of helium T bottles as long as you are comfortable doing your own blending.

Where is the closest decompression chamber?

There is a navy chamber on Socorro Island and civilian chambers in Cabo San Lucas.

What happens if I need a medevac flight?

We can arrange the flight for you. There is a 5000-foot navy airstrip on Socorro Island. A single flight costs a minimum of US\$10,000 and if you don't have adequate insurance, you will need to arrange for pre-payment of the flight.

Do you have an AED and medical kit onboard?

OF COURSE! All of our crew are trained in first aid and a number of our crew are trained first responders.




Important notice to our valued guests during the COVID-19 crisis

Our job is to keep our guests and crew safe. Now more so than ever during the COVID-19 crisis. **Please ensure you arrange for a PCR or antigen test within 7 days of boarding and bring your results with you. Do not travel if you received a positive test result. We will also be providing complimentary but required antigen testing before boarding for all guests and crew on board every trip.** For more detailed information on our COVID-19 procedures and protocols, please read out COVID-19 FAQs [here](#). We look forward to welcoming you on board!

Our complimentary pre-boarding COVID testing clinic is located close to the SeeCreatures Cabo in downtown Cabo San Lucas. The testing clinic will be open all day for your convenience. Please let them know you are a Nautilus guest. Drop by SeeCreatures Cabo to have them point out where to go! **Please arrive by 4 pm to get tested as all test results must be received 2 hours before boarding time.** As the situation with COVID-19 evolves, we will continue to adapt and improve the measures we are taking. Our goal is to get divers back in the water in a way that maximizes safety and minimizes contagion.

COVID-19 Best Practices

- **Masks are mandatory in all common areas unless seating during meal times**
- **Social distancing at dive skiffs, staggered meal times and briefings**
- Vital Oxide hospital grade disinfectant with seven day hold time applied with fogging machines
- An intense focus on onboard sanitation. This includes supplying sanitized rental gear in vacuum packs, crew assisted buffet service and automatic hand sanitizer dispensers on the back deck. Mask rinse buckets are unfortunately a thing of the past
- Health checks
- Protocols and equipment in place if someone onboard does get sick
- **[Click here for Nautilus safe travel recommendations and requirements](#)**



We cannot promise that there won't be somebody onboard infected with the virus but we can promise that we will do our best to provide the most thoughtful, safest and healthiest possible environment. Our COVID-19 policies have been formalized within our emergency processes, our SMS safety management system, our training and accountability protocols and our onboard daily checklists as well as in consultation with shoreside authorities. Please stay safe.

Backscatter **Zero to Hero**: Underwater Photography Courses

On any of our trips, guests can learn the secrets to getting the perfect photo with a complimentary photography workshop. Whether you have 'all the gear and no idea', or are a seasoned pro looking to hone your underwater photography skills, our knowledgeable team are dedicated to helping you reach your goals.

Underwater Photography Workshop

We also offer a one-day complete photography workshop for those who like to learn in the field. Led by our Backscatter Photography Pros, you'll learn the tricks of the trade capturing one of Cabo San Lucas' local dive sites, working on your own photos after the dive in our Backscatter Photography Centre. These courses are tailor-made to suit your needs, ensuring you leave with the knowledge and skills required to capture the perfect underwater photo.



Zero to Hero: Backscatter One-on-One Course

Become a Photography Pro in a week with the Zero to Hero Backscatter course, the ultimate underwater photography workshop for those who are really looking to take their photography skills to the next level. Available either one-on-one or in a small group, the Zero to Hero course is a personalized photography workshop offered on our Socorro liveaboard trips.



What will I Learn?

Featuring a week of immersion training, the course will teach you:

- Photography basics (aperture, shutter speed, iso) and camera set up
- Achieving the perfect exposure
- Focus techniques
- Strobe positioning depending on the subject you want to shoot
- Image reviewing and editing on lightroom and photoshop



BACKSCATTER
UNDERWATER VIDEO & PHOTO



Rental Locker

Complimentary to all our guests

- Nautilus LifeLine Marine Rescue Radio
- Backscatter morning workshop “how to get the perfect manta image”
- SMB
- Dive Alert Signaling Device

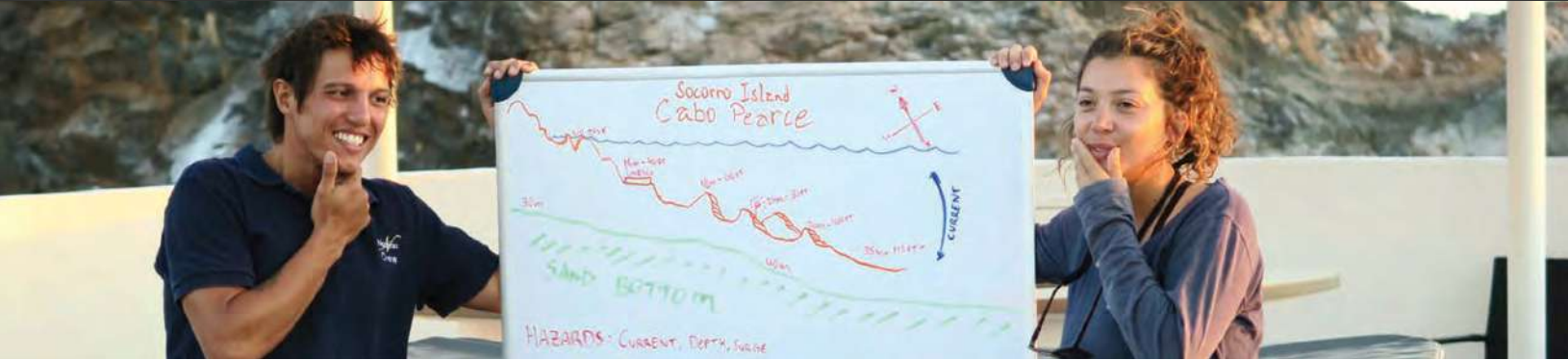
Might we suggest booking your rental gear ahead of time. While our ships carry emergency loaners, visiting SeeCreatures is the best way to check out that perfectly fitted rental wetsuit and ensure that your camera and dive gear is working just right.

Sample Pricing : 9-day trip (All prices in USD)

Nitrox		\$100 / \$20 each additional day more than 5 dive days	
12L Steel Cylinder		\$36	
15L Steel Cylinder		\$65	
Pony bottles		\$25 (reg and mount not included)	
Wetsuit		\$55	
Hooded Vest		\$20	
Hood, Mask, Booties		\$25	
Fins		\$20	
Package (hood, mask, booties, fins and wetsuit)		\$35 per day	
Go-pro Camera		\$99	
TG-6		\$185	
TG-6 full load arms and strobes		\$365	
BCD		\$55	
Reg		\$55	
Computer		\$35	
Package (BCD, reg and computer)		\$35 per day	
Zorb		\$5.45 per pound	
Oxygen fills		\$100 / \$20 each additional day more than 5 days	
Oxygen Rebreather Cylinder		\$50 / \$10 each additional day	
Diluent Rebreather Cylinder		\$30 / \$8 each additional day	

** Clients are responsible for the cost of repairing any damage except normal wear and tear.*

Excursion Risk



We are excited to have you join us, but feel compelled to point out **some of the risks involved in making an open ocean transit to visit and dive in a remote archipelago far off the coast of wild Baja.**

On a voyage like this, we are always at the whim of Mother Ocean. All of our ships are equipped with the latest in satellite technology, full time data links, internet at sea and marine radios. We can't control the weather but we can monitor the forecasts very carefully and our shoreside management team is in constant contact with the ships and available 24/7 in case of emergencies. We need you to be aware that there is always a risk of adverse weather, mechanical breakdown, errors or mistakes made by our crew, medical evacuations or other interruptions to your trip that are beyond our control.

These are difficult and trying times during the COVID-19 crisis. You can be sure that we will do our best to protect the health and safety of our guests and crew including the following core principles; temperature and health monitoring -> personal hygiene with frequent hand washing, using sanitizer, not touching face, coughing or sneezing into one's elbow -> social distancing -> disinfecting with 1 week hold times using fogging machines -> isolation, quarantine or emergency airvac to shore for possible cases. HOWEVER, we cannot promise that you won't come in contact with someone infected with the virus and we cannot promise that you won't potentially get sick.

The diving at Socorro and in the Sea of Cortez can be challenging and may not be suitable for less experienced divers. Guests are responsible for their own dive safety. Our dive guides are primarily responsible for ensuring top quality dives, critter pointing and the best possible guest experience. Our guides are not responsible for teaching primary dive skills or looking after guests who do not have basic buoyancy skills.

Diving with marine animals entails risk. This is not Disneyland! Scuba divers risk embolism, decompression sickness, dehydration or other medical issues. Guests and crew alike are susceptible to accidents, tripping and falling, sprains or broken bones, heart attacks, stroke or medical conditions such as appendicitis, pancreatitis, diabetic complications, severe infections, abscesses or other emergency conditions.

Aerial medevac is available from Socorro Island. We require that all of our guests have dive insurance that covers emergency care. We highly recommend travel insurance that covers evacuation flights. We make it really easy to purchase this insurance - [click this link](#) - or at See Creatures. Guests who purchase insurance through us will receive a \$100 rebate in the form of an onboard credit. A typical policy costs \$240 less the rebate. The cost of a medevac flight is at least \$10,000 and the cost of chamber treatment starts at \$15,000. You will have to arrange payment up front for these costs before any flight or treatment if you don't have insurance coverage.

A sample [liability release and waiver can be viewed here](#) and requires your acceptance, agreement and signature when you visit See Creatures before boarding your ship.

We wish you an amazing and completely uneventful trip with smooth seas and excellent diving.



PASSENGER GUEST WAIVER, RELEASE AND INDEMNITY (the "Waiver")

In consideration of you allowing me to participate in your cruise and/or diving excursion (the "Excursion"):

I voluntarily waive, release and forever discharge Icarus Aviation Ltd., also doing business as "Lever Diving" (collectively the "Company") and its employees, directors, officers, agents and contractors (collectively the "Operators") from any and all liability, including but not limited to liability arising from the negligence (including gross negligence) or fault of the Operators or any of them for personal injury or death, property loss or damage or any other claims of any kind which may occur to me during or in connection with the Excursion and/or the use or misuse of any equipment, vessels or vehicles.

I agree that all agreements made between the Operators and myself (including this Waiver) shall be governed by the laws of Canada and the courts of British Columbia shall have exclusive jurisdiction over any matter relating to the said agreements or this Waiver.

I agree that this Waiver shall be binding upon my heirs, executors, administrators, successors, assigns and my estate and I agree that in the event that a claim is made against the Operators or any one of them in respect of any cause of action relating to me, I will indemnify the Operator(s) for their losses, damage and expenses arising from such claim.

I confirm that I have both read and fully understood the description of the risks involved in participating in the Excursion as set forth in the Company's disclosure information entitled "DIVING EXCURSION RISKS" published on the Company web site (<https://nautilusliveaboards.com/diving-excursion-risks/>) and in the pre-trip information package provided to me.

I also confirm that I:

- (a) am physically fit; without any health related reasons that would otherwise preclude my;
- (b) have had sufficient instruction, preparation and/or training for; and
- (c) have not been advised by any medical professional to avoid

participation in the Excursion.

Finally, I confirm that I read and fully understood this Waiver before signing and, that I had the opportunity to do so before making any commitment of whatsoever kind or nature to the Company.

Please note that you will be required to sign this waiver form upon the check-in and reception procedure.

Responsibilities

Our Responsibilities

- To ensure your safety.
- To give you the best possible diving experience.
- To treat you with respect and consideration and to provide excellence in service onboard.
- To be responsive to special requests and needs.
- To plan each trip with respect to weather, sea conditions and animal behavior in order to maximize your diving experience.
- To keep our ships in top condition, clean and in good mechanical repair. Please note that each ship has many complex systems and it may be impossible to prevent some maintenance problems during your trip, despite our best efforts.

Your Responsibilities

1. Animals

We love Mother Ocean! Unfortunately, sometimes guests will demonstrate unsafe or irresponsible behavior towards animals that impedes other guest's experiences and/or may cause harm to the animals. It is your responsibility to follow the crew's directions and recommendations with respect to interaction with the animals. In the unlikely event that an individual is impeding other guests and/or causing harm to the animals, the captain will speak to that person and give them a formal warning. If the guest continues the same behavior, the captain has the authority to hold that guest out of the water for the remainder of the trip.

2. Diving Safety

It is your responsibility to attend dive briefings and comply with the principles of safe recreational diving. Deco diving or deliberately "going blue" is not allowed at Socorro. The government of Mexico has set a maximum depth restriction of 133'. The captain has the right to revoke the diving privileges of anyone who is diving in an unsafe manner.

3. Alcohol

With almost 30 years of operational experience running dive charters, we have learned the safest alcohol policy is to restrict guests from bringing their own alcohol on board. We provide a wide selection of beer, wine and alcohol from the ship's bar at reasonable prices. We are also happy to hold your duty-free purchases or local purchases of alcohol in bond in the ship's storage until the end of your trip.

4. Government Rules

You must comply with all Mexican government rules and regulations. Please note that government regulations and laws may change without notice. Our contract with you is subject to "force majeure" without compensation.

5. Marijuana

Marijuana is illegal in Mexico including medicinal prescription marijuana. We have a zero tolerance policy regarding guests bringing marijuana onboard.

6. Illegal Substances

We maintain a zero tolerance for illegal narcotics or substances on board. We're required under Mexican law to report any problems to the Mexican Federal Police.

7. Crew

Treating our crew and staff with courtesy and respect.

8. Getting Sick

We sincerely hope that you stay healthy and don't get sick during your trip. Please let the crew know if you are not feeling well so that we can give you extra love and attention and also do our best to prevent anyone else onboard from getting sick.



A Note on Gratuities



© Scott Davis

I hope we leave you with the feeling that our crew served you with warmth, good cheer, and did their very best for you. I am very proud of our hard-working and dedicated staff.

Gratuities are a cultural oddity and vary in different parts of the world. In North America it is customary and expected to leave a gratuity if you think the service is very good to exceptional - we sincerely hope that you experienced exceptional service during your trip! We realize that tipping can be offensive in some parts of the world. In Mexico and the USA, it's considered offensive to not leave a tip if the service is deserving. Gratuities are a very personal matter. For your guidance, most guests leave between US\$250 to \$350. Whatever you leave will be most appreciated by the crew.

On a personal note, I am always appreciative of any comments or feedback about your experience onboard or things that we can improve on. Comments can be made in confidence from any personal device on the ship's Wi-Fi at <http://NautilusExperience/nautilus> or if you prefer, mikelever@nautilusdive.com.

Thank you very much for trusting us with your dive vacation!

Sincerely,

A handwritten signature in black ink that reads "Mike Lever".

Captain Mike
Founder
Nautilus Dive Adventures



Customs and Cameras

Unfortunately, we have received recent reports of isolated incidents where guests have been charged taxes for bringing their camera housings into Mexico. This is a transgression of your rights as an international passenger and a violation of both Mexican and international law. The company is investigating this, and in the meantime, we would like to provide you with this information to help improve your experience at Mexican customs.

As an international passenger, you are entitled to bring without paying taxes, two cameras or video recording devices, and their accessories. An underwater housing unit is a camera accessory which fits your camera and allows control and usage of the device while diving. As the housing can only be functional when used with your camera, it should be considered a part of your "two cameras with their accessories" luggage allowance.

What should I do if the customs agents are trying to tax me for my housing?

1. Do not worry about your camera housing if you have not been approached by a customs agent or officer about it.
2. Bring documentation for the camera and housing. (examples: manuals, receipts, technical information, etc.)
3. You are entitled to ask for information and for a transcription of your rights as an international passenger.
4. If you encounter a customs officer who does not consider your camera housing an accessory, remain calm and try to explain to the customs officer that your camera housing is merely an accessory, and therefore tax free under Mexican Customs Law. Provide your devices' documentations and manuals.
5. Ask the custom agent or officer to please provide written explanation of the classification method used to classify your housing as something different than your camera's accessory.
6. If you are not successful, you may ask to please speak to a supervisor.
7. If you feel your rights are being violated, you are entitled to file a complaint against the officer on site, just ask to be referred to someone within the Public Function Office (Secretaría de la Función Pública). We strongly recommend you remain calm and speak to Mexican authorities with respect.
8. If your attempts have been unsuccessful and you are asked to pay taxes, ask the officer in charge to please print a detailed account of the taxes you will be paying and the classification method they used to classify the goods that are being taxed.
9. Pay under protest - when paying, ask the cashier and customs officer to acknowledge in writing that you have paid under protest.
10. Contact guest services, we will do our best to assist you and try to resolve the inconvenience.

Please follow this link to print our Spanish document to present to the Customs Officials - for use ONLY in the event of issues pertaining to your camera housing at Mexico Customs. Please note that the letter is specific to camera housings and will not be relevant to any other items brought through customs.

We hope the provided information helps you in your upcoming trip. Please feel free to contact us for additional information. Safe travels.

Other Nautilus Destinations

Guadalupe Great White Shark

The Best Great White Shark Cage Diving on the Planet.

[Find More](#)

© Dan Orr

Sea of Cortez The World's Aquarium

Residents Include Fishy Tornadoes, Sea Lions, Whale Sharks, Dolphins, Rays and All Manner of Whales.

[Find More](#)

© Dany Taylor

San Ignacio Gray Whales

Deeply-Touching Gray Whale Encounters.

[Find More](#)

© Gordon Kipp

Mobulas & Orcas Airplane Supported Expeditions

Swim Alongside Thousands of Mobulas and Pods of Orcas in the Sea of Cortez.

[Find More](#)

© Dany Taylor

Magdalena Bay Mexico Sardine Run

Striped Marlin Gather to Hunt the Worlds Second Largest Sardine Run.

[Find More](#)

© David Serradell

Active Adventures Kayaking and SUP Trips

Adventures to Keep the Most Restless, or Relaxed, Entertained.

[Find More](#)