



Presents our 27th Annual Dance Recital!

Enclosed you will find
Step-By-Step Information
regarding the 2025 Dance Recital.

Tickets for the recital will be on sale April 13, 2025. (When the clock strikes midnight on Saturday turning into Sunday)

Please follow the Step-By-Step instructions below to ensure that you successfully purchase your recital tickets. The office is unable to purchase tickets for anyone. You must have a student and an online account to purchase tickets for the safety of our dancers.

Please note that the system will not allow you to purchase if your account is not paid in full. Please know that the system does not allow us to override it with a code, accounts must be paid in full prior to the purchase of any tickets.

Part One:

Create a Dance Studio Pro Account by following the steps below. If you registered online this has been done already.

Step 1: Confirm your email with the
at the front desk

Step 2: Go to obdance.com

Step 3: Go to online registration
tab

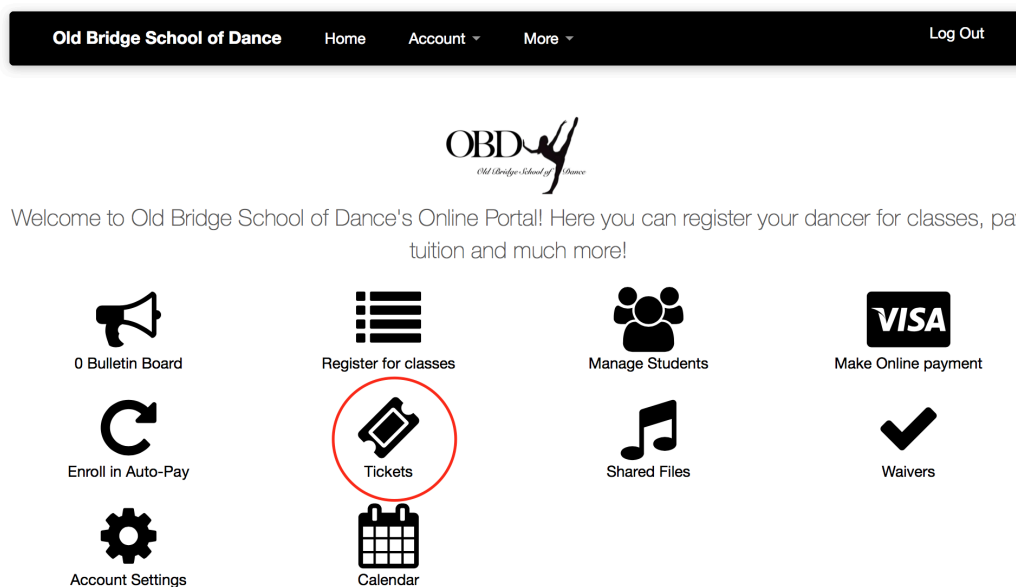
Step 4: Click create an account

Step 5: Use the same email address that you got from us at the front desk. Your email is linked to your dancer's account.

Part Two:

How to purchase your Tickets!

Step 1: Once you have signed onto your parent portal, your home page will look like this. Please click the little ticket that is circled below.




Step 2: After clicking the little ticket, this page below will open.

Please click that ticket.


BE SURE TO PICK SHOW 2!

[Old Bridge School of Dance](#) [Events](#) [Contact](#)

Old Bridge School of Dance Recital
Jun 09, 2019 1:00 PM
Hammarckjold Middle School 200 Rue Lane East Brunswick, NJ 08816



Old Bridge School of Dance
Online Tickets



Powered by: [DanceStudio-Pro.com](#)

© 2019 Old Bridge School of Dance

[Back to top](#)

Step 3: Choose the seats that you would like for the recital! Seats that are already chosen will be in red.

Old Bridge School of Dance

Events

Contact

Purchase

Purchase Tickets for Old Bridge School of Dance Recital

Jun 09, 2019 at 1:00 PM

Regular Tickets

32.00

Easy as 1, 2, 3

1. Click or tap one time on the seats you would like to purchase.
2. If you need to change seats, click or tap one time to unselect a seat.
3. When all of the seats you want to purchase are green, click the Check Out button.

Seats Selected: 0

Check Out

Orchestra

Taken

Handicap

Your Seats

Stage

Orchestra

Tasken **Handicap** **Your Seats**

Stage

The diagram illustrates a 16-person round-robin tournament. The players are numbered 1 through 16. The tournament is organized into three columns (A, B, C) and three rows (Tasken, Handicap, Your Seats). Each round is represented by a set of boxes containing player numbers. The boxes are color-coded: red for Tasken, blue for Handicap, and green for Your Seats. The diagram shows the progression of the tournament from Round 1 to Round 15, with the final round (Round 15) showing the top 8 players in the final standings.

Round 1: 13, 11, 12, 15, 14, 9, 8, 7, 6

Round 2: 10, 17, 16, 15, 14, 9, 8, 7, 6

Round 3: 10, 17, 16, 15, 14, 9, 8, 7, 6

Round 4: 10, 17, 16, 15, 14, 9, 8, 7, 6

Round 5: 10, 17, 16, 15, 14, 9, 8, 7, 6

Round 6: 10, 17, 16, 15, 14, 9, 8, 7, 6

Round 7: 10, 17, 16, 15, 14, 9, 8, 7, 6

Round 8: 10, 17, 16, 15, 14, 9, 8, 7, 6

Round 9: 10, 17, 16, 15, 14, 9, 8, 7, 6

Round 10: 10, 17, 16, 15, 14, 9, 8, 7, 6

Round 11: 10, 17, 16, 15, 14, 9, 8, 7, 6

Round 12: 10, 17, 16, 15, 14, 9, 8, 7, 6

Round 13: 10, 17, 16, 15, 14, 9, 8, 7, 6

Round 14: 10, 17, 16, 15, 14, 9, 8, 7, 6

Round 15: 10, 17, 16, 15, 14, 9, 8, 7, 6

Mezzanine

[illegible]

Check Out

Step 4: Proceed to checkout.
Thank you for purchasing your
tickets for the 2025 Old Bridge
School of Dance Recital!

We cannot wait for you to watch all
of the dances your children have
worked very hard on all year long!
We look forward to seeing you on
June 08, 2025. Please continue
reading to ensure you are aware of
all rules pertaining to Recital Day!

Just some friendly reminders:

Photography and Videography are **NOT** permitted in the theater on the day of the recital. If we see that you are taking any pictures or videos we will ask you to leave the theater and there will be no refund. Please make sure all of your guests are aware of this rule. You will be allowed to record and take pictures at DRESS REHEARSAL.

The dancers are only allowed clear drinks and no colored food while they are in their costumes. We are a nut free environment so please remember that when packing snacks.

No one is allowed in the theater without a ticket on the day of the recital. This is protocol for the theater as they must know how many people are in the theater at all times.

Only backstage moms will be permitted in the changing area. We ask that you notify the backstage mom for your class along with the front desk or any allergies, medical conditions or anything related health concerns. **The dancers will only be released at the end of the show from the stage, no one will be released prior to the finale. To ensure the safety of the dancers no one will be permitted into the dressing room at any time during the show.**