

CloudRiskGraph(™)

Insure Your Tech Cloud

The pioneering AI driven Cloud Risk data product

Analysis for Cloud Risk Outage Insurance solutions

A future Cloud Outage Insurance solution





INFORMATION SOLUTIONS FOR INSURANCE RISK IN CLOUD TECH MEASURE WITH GEN.AI

What de do?

- We reduce your Technology Cloud.Risk
- The pioneering **CloudRisk.Graph^(TM)** mitigates your technology risk

Try a free Cloud.Risk Simulation

Book an Appointment

Executive Summary

What we do

- Cloud Risk data curation
- Technology risk assessments
- Automated Cloud Risk measurement
- ***Parametric Analysis of Cloud Outage information (for insurance underwriters)

Current Status

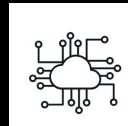
- Product launch Nov.2024
- Investor Scheme
 - EIS UK scheme
- Product lines
 - CloudRiskGraph.com
 - Cloud.Risk - Portal
 - Cloud.Risk - API

Product Traction

- First VC submissions Dec.24
- Positive VC reviews during
 - GiTEX Dubai 2024
 - Expand North Star 2024
 - Product commercialization
- Technology Insurance
 - Business Insurance Risk
 - A market to disrupt

InsureYourTech.Cloud

The first Cloud Risk data product in the market



Business Insurance

Market Value



Market Analysis



Market Gaps

15.5 billion pound market

The latest UK business insurance statistics found that the UK commercial insurance market was worth **over £15.5 billion in 2023**. This represents an increase of 71.8%, from 2021 when the industry was valued at £9.1 billion. 2 Jul 2024

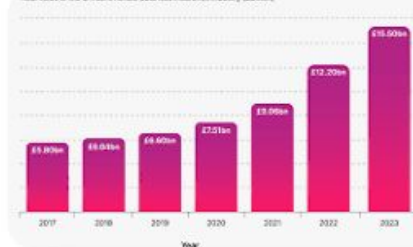


Money.co.uk

<https://www.money.co.uk> › Business Insurance

50+ UK Business Insurance Statistics 2024 | [money.co.uk](https://www.money.co.uk)

Total value of the UK commercial business insurance industry (£Bn)



Source →

<https://www.money.co.uk/business/business-insurance-statistics>



Business Insurance

Market Value

||

Market Analysis

||

Market Gaps

Public Liability
Insurance

- ✓ In case your employee injure someone or damage their property.

Professional
Indemnity
Insurance

- ✓ In case a client loses money because of your services, advice or designs.

Employer's
Liability

- ✓ In case an employee gets injured or sick while working for you.



Business Insurance

Professional indemnity Insurance

Reduced “technology ” services coverage

Types of business insurance



Public liability insurance

In case you or your employee injure someone or damage their property.



Professional indemnity insurance

In case a client loses money because of your advice, services or designs.



Employers' liability

In case an employee gets sick or injured while working for you.



CloudRiskGraph(™)

- Why to change how business insurance is done?
 - Today
 - Professional Indemnity Insurance
 - Has little Cloud Technology services coverage
 - Regular business insurance can only cover
 - Denial of access protection (DDoS) as the cause of Outage
 - Monthly cost : \$12/year - a.v.g. UK sme
 - Max coverage : \$10,000 - avg. UK sme
- Why there little coverage, for technology ?
 - Insurance companies don't have the means to calculate risk with cloud service usages.
 - This is our USP , we can fully calculate, and do comprehensive coverage of a cross combination of technologies used by a business.
 - We Offer Data at a competitive rate , for Parametric Insurance Calculus



CloudRiskGraph(™)

- Business Insurance - pain points
 - Business Insurance - Professional Indemnity Insurance
 - Minimal coverage - a DDoS - costs \$12/year.
 - What about Cloud Outages, by other reasons?
 - Insurance companies have information, to cover claims, over technology and public cloud services.
 -
 - Scenario - Customer suffers an Cloud Outage
 - Caused - not by an DDoS attack. Example, CSP errors.
 - Services fail, little money back from SLA failure from public cloud vendor or CSP supplier
 - Customer loses - \$100,000 in 2 days, due to lack of services
 - Gets - \$1000 money back from cloud provider only!
 - A better Cloud.Risk source of data will help Insurance providers, give more comprehensive insurance policies.



CloudRiskGraph(™)

- Business Proposals
 - Our Cloud.Risk as a trusted data source about cloud outages :
 - A new type of Business Insurance Policy with “Cloud Services Usage” risks and insured risks.
 - From us comprehensive coverage of services information :
 - Service outages
 - Public cloud vendor services
 - Applications on public cloud multiple services/vendors
 - Cloud.Risk across multiple service providers (CSPs,CDNs, ISPs)
 - ISPs and CDNs reliability, security and protections(DDoS)



CloudRiskGraph(™)

- How can we do it?
 - Because we can measure the Cloud.Risk of Your Services and applications
 - Calculate Risks here - <https://insureyourtech.cloud/> - Cloud Outage MVP
 - More detailed underwriting process
 - Collect more data
 - Better and comprehensive analysis
 - Automated Analysis - including Gen.AI
 -
 - Usage to risk across all services in a cross-functional way, allows us to better price an insurance, based on usage, number of services, service SLAs, cost efficiencies
 - Drives better insurance policies
 -
- Product - Automated Cloud.Risk engine



Seed Investment Proposal

2025 + Q1 2026

GBP 500,000

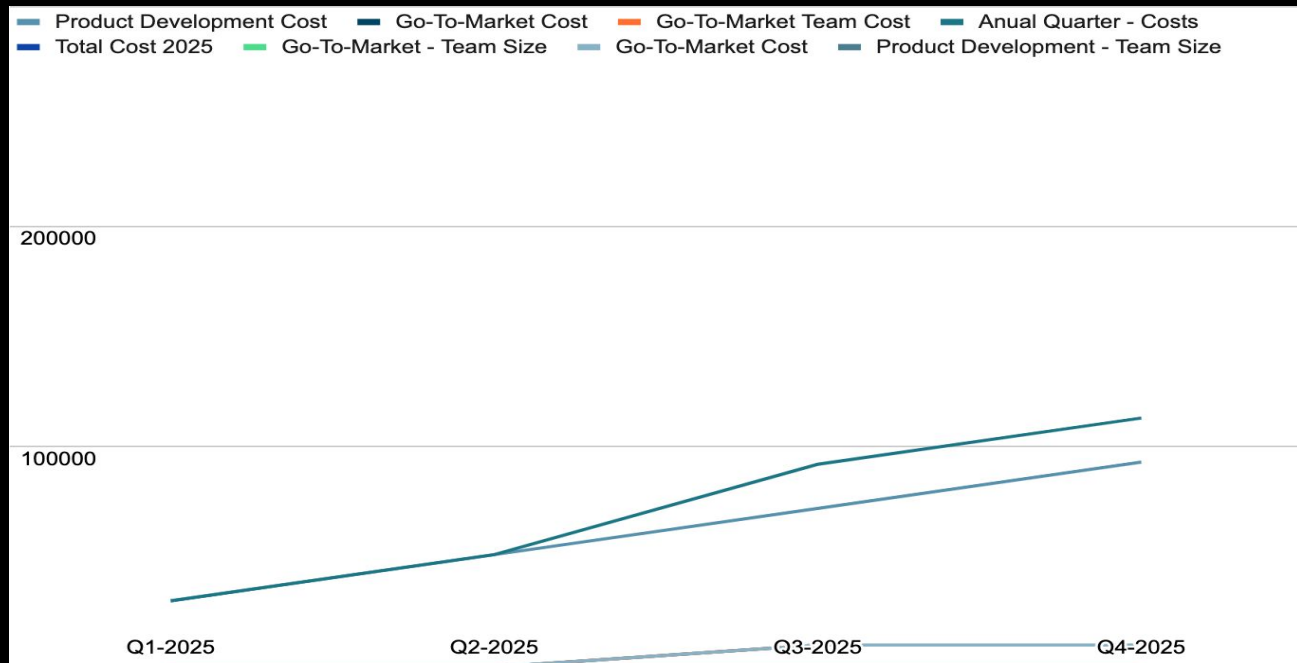
InsureYourTech.Cloud

The first Cloud Risk data product in the market



InsureYourTech.Cloud

- 2025 - MVP - Product + Go-To-Market
 - Cost \$360,000



5 Year Investment Proposal

20% Equity = 2 Million GBP
x2 initial Investors

Break even = 18 to 24 months or 100,000 customer transactions

CloudRiskGraph.com

The first Cloud Risk data product in the market



How we will do it ?

CloudRiskGraph.com

The pioneering AI driven Cloud Risk data product

Analysis for Cloud Risk Outage Insurance solutions

A future Cloud Outage Insurance solution



Our Business Lines

- 1- Portal - Cloud.Risk self-service
- 2- API - Data feed Integration for Insurance
- 3- Cloud Insurance (2027 planned)

CloudRiskGraph.com

Pioneering Cloud.Risk data product



2 Years Growth Plan

Portal - Cloud.Risk self-service

50,000/users = 7,200,000 USD/year (range \$12-\$30 per user a month $12 \times 12 \times 50,000$) .

API - Data feed Integration for Insurance

120 Insurers = 6,600,000 USD/year (avg \$60,000 per insurance company) .

Cloud Insurance (2027 planned) - [InsureMyCloud.com](https://insuremycloud.com)

20,000 users = 4,000,000 USD/year (avg \$200 USD/year on insurance per customer) .

[CloudRiskGraph.com](https://cloudriskgraph.com)

The first Cloud Risk data product in the market



CloudRiskGraph(™)

Insure Your Tech Cloud

The pioneering AI driven Cloud Risk data product

Analysis for Cloud Risk Outage Insurance solutions

A future Cloud Outage Insurance solution



CloudRiskGraph(™)

Product line - 2025

Cloud.Risk

API - Data Product

Portal - self-service data product

CloudRiskGraph(™)

Cloud.Risk - data product

Automated Risk Measurement for public cloud service technologies

Calculates technology risks - gives a rating **0-999**

At core a custom made risk analytics engine for technology cloud services - 100% Automated. Self-service Portal .

All your technologies evaluated in one single place

Portal - Direct to Consumer - **b2C** - (Direct to end user customer transparent analysis)
Customer 360° view Panel

API - Underwriters - Insurance policies - **b2B** - (for Insurance companies)
Service Provider 360° view Panel



CloudRiskGraph(™)



Data Product
by

FuelBigData.com



Thank You !

Contact us

business@insureyourtech.cloud
CloudRiskGraph.com

Team Founders

Joao Pedro Cerqueira

Ajay Patel

Tanmoy Kar



UK - London

