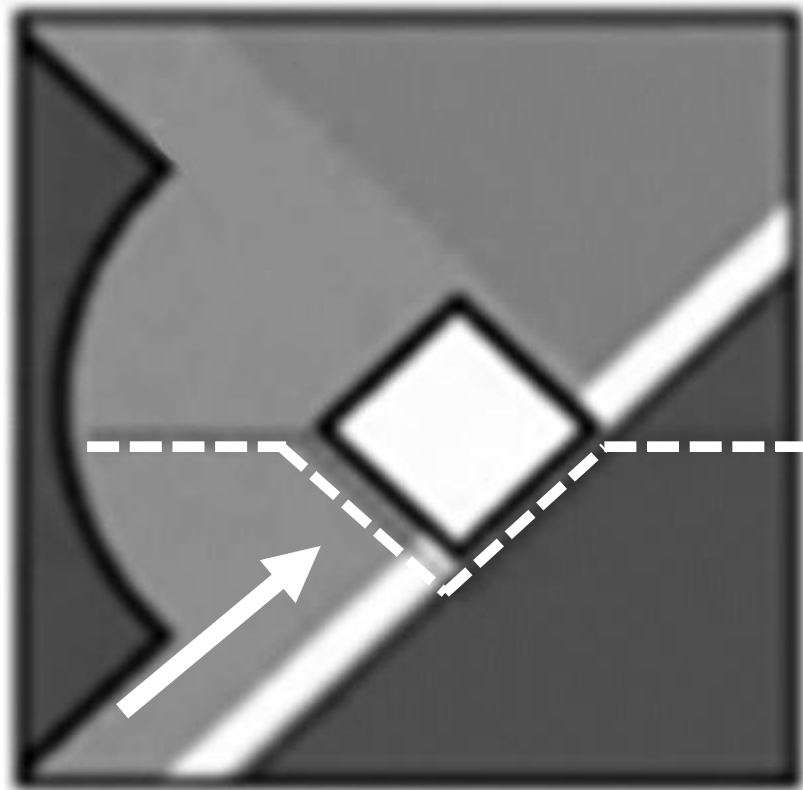
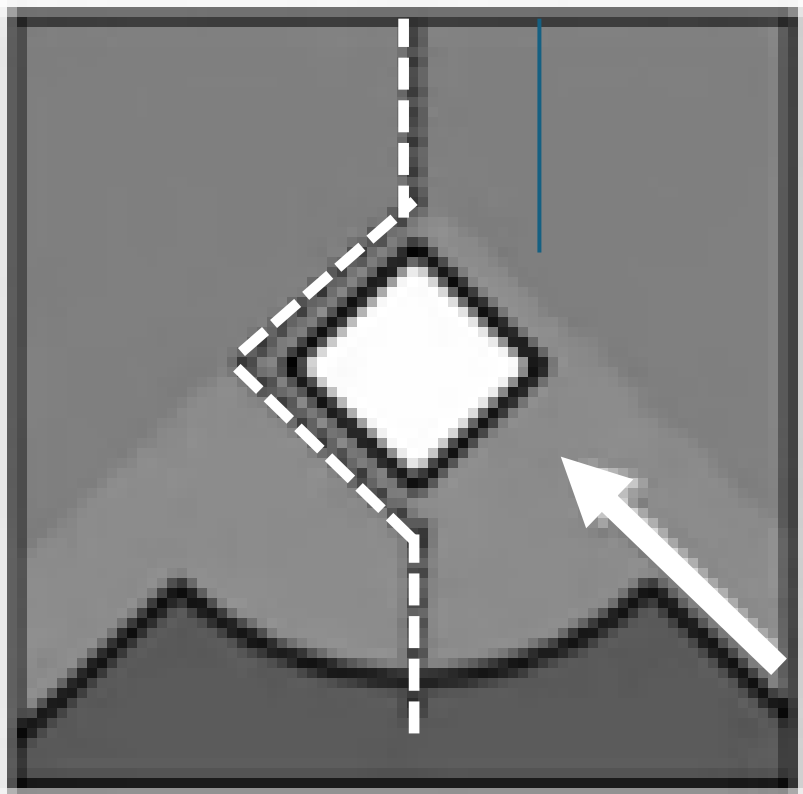


Missed Base Appeals



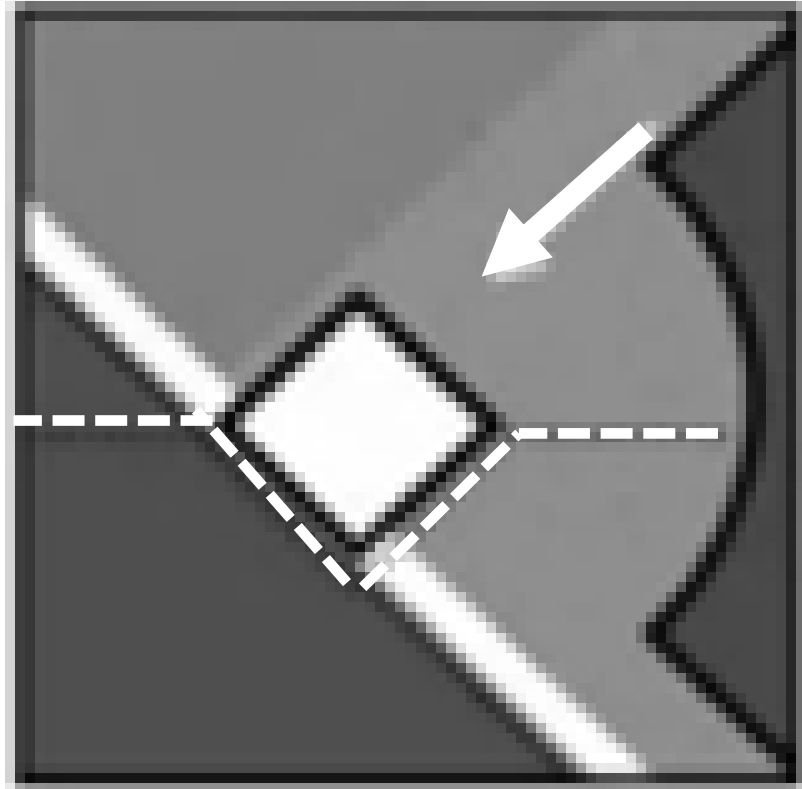
1st base

If batter runner goes past the white line shown, they have passed 1st base



2nd base

If runner goes past the white line shown,
they have passed 2nd base



3rd base

If runner goes past the white line shown,
they have passed 3rd base

For a runner to “miss” a base, they must be past the base. The above graphics are used to determine when they have passed the base.

A runner is considered to have touched a base **“last time by”** when advancing or retreating to the last legally acquired base.

For example:

1. The runner from 1st misses 2nd base on their way to 3rd. If they touch 2nd base on their way back to 1st, they have touched 2nd base the last time so they have not missed 2nd base.
2. The runner from 1st misses 2nd base on their way to 3rd. They retreat to 1st base and miss 2nd base again. They decide they can make 3rd, so they advance and touch 2nd base. They have not missed 2nd base.

We need to be aware of when bases are touched or missed. We just make a mental note of the player AND the base that was missed.

A player, with the ball, can make a live ball appeal for a missed base before the next pitch. They must make it obvious that they are making an appeal. They have to have the ball in their glove or hand and touch the base or runner (with the ball) they are appealing.

If the ball is dead, the runners must be given an opportunity to complete their baserunning assignments. For a dead ball appeal, a coach or player can just state “Hey Harris, the last runner missed 2nd base”.