


**Hearts & Hands Quilters Guild
Block of the Month
May 2023 – Bradford Nine Patch**



Fabric Requirements: purple and 2 shades of green

Cutting Instructions:

Purple: cut 4 squares 4 3/8" x 4 3/8"

Darker green: cut 8 strips 1 1/4" x 4 3/8" and 4 squares 1 1/4" x 1 1/4"

Lighter green: cut 4 strips 1 1/4" x 4 3/8" and 5 squares 1 1/4" x 1 1/4"

Sewing Instructions:


1. Sew a dark green strip to a light green strip press to the dark side




2. Sew a second dark green strip to the other side of the unit you made in Step 1 and press to the dark side.



3. Make the center nine patch, by sewing the squares together in rows and press to the dark. Then sew the 3 rows together and press away from the center. Your nine patch should be 2 3/4" square.




4. Sew a purple square to each side of the strip made in Step 1. Press to the strip set. Make 2.



5. Sew a strip set to each side of the nine patch made in Step 3 nesting your seams. Press away from the nine patch.



6. Assemble the block in rows as shown at the top of the page. Press away from the center.



RWB Option: Substitute red for purple and 2 shades of blue for the green.

**This is a 10" block;
10 1/2" inch unfinished.**