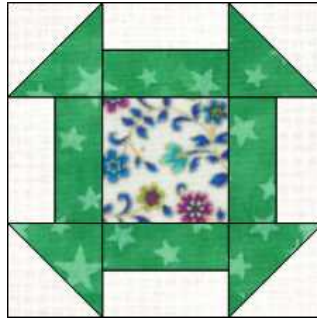


**Hearts & Hands Quilters Guild
Block of the Month
June 2023 – Churn Dash**



Fabric Requirements: White on white, green and a floral print

Cutting Instructions:




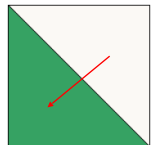
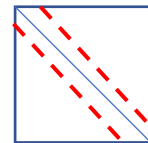
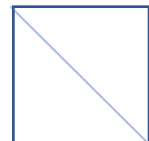
White: cut 2 squares $3 \frac{7}{8}''$ x $3 \frac{7}{8}''$ and 4 strips $4 \frac{1}{2}''$ x $2''$

Green: cut 2 squares $3 \frac{7}{8}''$ x $3 \frac{7}{8}''$ and 4 strips $4 \frac{1}{2}''$ x $2''$

Floral print: cut 1 square $4 \frac{1}{2}''$ x $4 \frac{1}{2}''$

Sewing Instructions:

1. Draw a diagonal line on the wrong side of the 2 white squares.
2. Place a white square wrong sides together with a green square. Sew $\frac{1}{4}''$ on both sides of the drawn line. Cut on the drawn line and press to the green. Do this twice and make 4 HSTs that should measure $3 \frac{1}{2}''$ square.
3. Sew a white strip to each green strip; press to the green. Make 4. Each strip set should measure $3 \frac{1}{2}''$ x $4 \frac{1}{2}''$.
4. Sew a HST to each end of a green and white strip set. Press to the strip set. Make 2.
5. Sew a strip set to each side of the floral square; press to the strip sets.
6. Assemble the block in rows as shown at the top of the page. Press toward the center.



RWB Option: Substitute red or blue for green and a patriotic print for the floral.

**This is a 10" block;
10 1/2" inch unfinished.**