


Hearts and Hands BOM June 2026

Fourth of July



Fabric Requirements:

Red, White, Blue

Patriotic Print

Cutting Directions:

From white, cut 1 Square $7\frac{1}{4}''$ by $7\frac{1}{4}''$ and cut twice on the diagonal

From red, cut 1 Square $7\frac{1}{4}''$ by $7\frac{1}{4}''$ and cut twice on the diagonal

From blue, cut 1 Square $7\frac{1}{4}''$ by $7\frac{1}{4}''$ and cut twice on the diagonal


cut 2 squares $3\frac{7}{8}''$ x $3\frac{7}{8}''$ and cut once on the diagonal

From print, cut 1 square $4\frac{3}{4}''$ x $4\frac{3}{4}''$

Assembly Directions:


Sew a white triangle to a red triangle, press to the red.

This unit should measure $4\frac{3}{4}''$ square. Make 4,




Sew a smaller blue triangle to each of red and white squares.

Press to the blue. Make 4.




Sew a larger blue triangle to each side of the red, white and blue unit.


Press to the blue. Make 2.



Sew a red, white and blue unit to each side of the patriotic print. Press to the print. Make 1.



Assemble the block in rows. Press away from the center.



**This is a 12'' finished block
(12 ½'' unfinished)**