











We are offering a Mystery Quilt next year!

It is a Christmas themed, nostalgic quilt. The quilt will be approximately 80" x 90". There will be no teeny-tiny piecing, no appliqué and no specialty techniques. There are two paper pieced blocks at the very end, but you will be given the option to substitute those with another block of your choice.

Specialty Equipment: Easy Angle Ruler, 6 1/2" (available at JoAnne's). If you have taken Aby's Mystery Quilt workshop, it is very likely that you already own this.

Supplies: 32 Quart size ziplock bags - (you can purchase a box of 50 at WalMart for approx. \$3.00)

Fabric: The greens should run from a light to a dark. The fabrics should not all be solid - feel free to play with tone-on-tone, patterned or solid fabrics. The attached chart is a guide; make sure your greens differentiate from each other when put next to one another. Use the attached chart to identify your fabrics.

Fabric Requirements Mystery Quilt			
BR	Brown	Scrap (approx, 7" x 13")	
RE	Red	1/2 yard	
YE	Yellow	1/3 yard	
TA	Tan, Beige or Off-White	1/2 yard	
G1	Green	1/2 yard	
G2	Green	1 yard	
G3	Green	1 1/2 yards	
G4	Green	1 yard	
G5	Green	1 yard	
G6	Green	1/2 yard	
G9	Green	3 1/2 yards	