


**Hearts & Hands**  
**Block of the Month**  
**July 2021 – Clown's Choice**




**Fabric Requirements:** White on white (WoW) and purple

**Cutting:** from the WOW, cut 4 squares  $4\frac{1}{2}''$  x  $4\frac{1}{2}''$  and 3 squares  $5\frac{1}{4}''$  x  $5\frac{1}{4}''$   
 from the purple, cut 3 squares  $5\frac{1}{4}''$  x  $5\frac{1}{4}''$

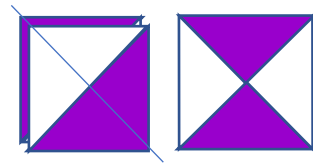
**Creating the Hourglass – Method 1 Quarter Square Triangles from Half Square Triangles**

On the wrong side of all the  $5\frac{1}{4}''$  white squares, draw a diagonal line. Place right sides together with the purple squares, sew  $\frac{1}{4}''$  on both sides of the line. Cut on the drawn line and press toward the purple. You will have 6 HSTs that measure  $4\frac{7}{8}''$ .

(Note: you may want to cut your  $5\frac{1}{4}''$  squares larger and trim the HSTs to the correct size)




On 3 of the HSTs, draw a diagonal line perpendicular the seam. Place these squares RST with the 3 remaining HSTs, nesting the seams. Sew  $\frac{1}{4}''$  on both sides of the line, cut on the drawn line, spin/furl the seams and press. You will have one extra hourglass square. These QST squares should measure  $4\frac{1}{2}''$ .



**Creating the Hourglass – Method 2 Cutting the Individual Triangles**


Cut all of the  $5\frac{1}{4}''$  squares twice on the diagonal. You will have 12 white triangles and 12 purple triangles. You only need to use 10 of each color.



Pair each white triangle with a purple triangle. Sew together along the short side with the purple triangle placed to the right as shown. Press to the purple. You will have 10 pairs.



Place two of the white and purple triangles right sides together, nesting the seams. Sew, spin your seams and press. You will have 5 QSTs that should measure  $4\frac{1}{2}''$ .



**Assembling the Block:**

Assemble the block in rows as shown in the diagram at the top of the page. Press Rows 1 and 3 to the center and press Row 2 away from the center. Sew the rows together and press to the center.

This is a 12'' block (12.5'' unfinished)